

ACCESS SERVICE

Regulations, Rates and Charges
applying to the provision of Access Service
for connection to intrastate communications facilities
for Intrastate Customers within the
operating territory of the

HARRISONVILLE TELEPHONE COMPANY

in the State of

Illinois

as provided herein.

Rate Centers:

**COLUMBIA
DUPO
PRAIRIE DuROCHER
RED BUD
RENAULT
VALMEYER
WATERLOO**

Access Services are provided by means of wire, fiber optics, radio or any other suitable technology or a combination thereof.

Pursuant to the Public Utilities Act, ILL. Rev. Stat., Ch. 111/2/3, para. 13-501 and 13-502, the Yates City Telephone Company hereby declares that all services contained in this tariff are noncompetitive services. The company reserves the right to reclassify any portion of or all of these services as competitive services from time to time in accordance with paras. 13-502 (c) and (e) of the Public Utilities Act.

ACCESS SERVICE

Check Sheet

Title Pages and pages 1 to 387 inclusive of this tariff are effective as of the date shown. Original and revised pages as named below contain all changes from the original tariff that are in effect on the date hereof.

| <u>Page</u> | <u>Revision</u> | <u>Page.</u> | <u>Revision</u> | <u>Page</u> | <u>Revision</u> |
|-------------|---------------------------|--------------|-----------------|-------------|-----------------|
| 1 | 36th Revised | 212.2 | 3rd Revised | | |
| 5 | 2nd Revised | 212.3 | 3rd Revised | 315 | 1st Revised |
| 6 | 1st Revised | 212.4 | 2nd Revised | 315.1 | Original |
| 7 | 1st Revised | 233 | 1st Revised | 315.2 | Original |
| 11 | 1 st Revised | 234 | 1st Revised | 315.3 | Original |
| 12 | 1 st Revised | 235 | 1st Revised | 371 | 12th Revised * |
| 13 | 1 st Revised | 236 | 1st Revised | 372 | 20th Revised * |
| 64 | 1 st Revised * | 237 | 1st Revised | 373 | 15th Revised * |
| 68 | 1 st Revised | 246 | 1st Revised | 374 | 8th Revised |
| 69 | 1 st Revised | 247 | 1st Revised | 376 | 9th Revised |
| 71 | 1 st Revised | 267 | 1st Revised | 377 | 12th Revised |
| 75 | 1 st Revised | 269 | 1st Revised | 377.1 | 9th Revised |
| 76 | 1 st Revised * | 270 | 1st Revised | 377.1.1 | 1st Revised |
| 77 | 1 st Revised | 273 | 2nd Revised | 377.2 | 1st Revised |
| 78 | 1 st Revised | 277 | 1st Revised | 377.3 | 1st Revised |
| 80 | 2 nd Revised | 277.1 | Original | 377.4 | 2nd Revised |
| 83 | 2 nd Revised | 277.2 | Original | 377.5 | 2nd Revised |
| 93 | 1st Revised | 277.3 | Original | 377.6 | 1st Revised |
| 101 | 1st Revised | 277.4 | Original | 377.7 | 2nd Revised |
| 106 | 1st Revised | 277.5 | 1st Revised | 381.1 | Original |
| 107 | 1st Revised * | 277.9 | 1st Revised | | |
| 108 | 1 st Revised | 277.10 | 1st Revised | | |
| 114 | 1 st Revised * | 277.11 | 1st Revised | | |
| 115 | 1 st Revised * | 277.12 | 1st Revised | | |
| 117 | 1st Revised | 277.13 | 1st Revised | | |
| 122 | 1st Revised | 277.13.1 | Original | | |
| 138 | 1st Revised | 277.13.2 | Original | | |
| 140 | 1st Revised | 277.13.3 | Original | | |
| 141 | 1st Revised | 277.13.4 | Original | | |
| 150 | 1st Revised | 277.20 | 1st Revised | | |
| 151 | 1st Revised | 288.1 | 3rd Revised | | |
| 156 | 1st Revised | 288.2 | 3rd Revised | | |
| 157 | 1st Revised | 288.3 | 2nd Revised | | |
| 164 | 1st Revised | 288.4 | 2nd Revised | | |
| 177 | 1st Revised | 365.1 | Original | | |
| 201 | 1st Revised | 311 | 1st Revised | | |
| 202 | 1st Revised | 312 | 1st Revised | | |
| 203 | 1st Revised | 313 | 1st Revised | | |
| 212.1 | 3rd Revised | 314 | 1st Revised | | |

**Indicates New or Revised Tariff Pages*

ACCESS SERVICE

TABLE OF CONTENTS

| | <u>PAGE NO.</u> |
|--|-----------------|
| Check Sheet | 1 |
| Table of Contents | 2 |
| Other Participating Carriers | 10 |
| Explanation of Symbols | 10 |
| Explanation of Abbreviations | 11 |
| Reference to Other Tariffs | 14 |
| Use of the Tariff | 14 |
| Reference to Technical Publications | 14 |
| | |
| 1. <u>APPLICATION OF TARIFF</u> | 17 |
| | |
| 2. <u>GENERAL REGULATIONS</u> | 18 |
| | |
| 2.1 <u>Undertaking of the Telephone Company</u> | 18 |
| 2.1.1 Scope | 18 |
| 2.1.2 Limitations | 18 |
| 2.1.3 Liability | 19 |
| 2.1.4 Provision of Services | 22 |
| 2.1.5 Installation and Termination of Services | 22 |
| 2.1.6 Maintenance of Services | 22 |
| 2.1.7 Changes and Substitutions | 23 |
| 2.1.8 Refusal and Discontinuance of Service | 23 |
| 2.1.9 Limitation of Use of Metallic Facilities | 26 |
| 2.1.10 Notification of Service-Affecting Activities | 27 |
| 2.1.11 Provision and Ownership of Telephone Numbers | 27 |
| 2.1.12 Coordination with Respect to Network Contingencies | 27 |

ACCESS SERVICE

| | | |
|--------|--|----|
| 2.2 | <u>Use</u> | 28 |
| 2.2.1 | Interference or Impairment | 28 |
| 2.2.2 | Unlawful Use | 28 |
| 2.3 | <u>Obligations of the Customer</u> | 29 |
| 2.3.1 | Damages | 29 |
| 2.3.2 | Ownership of Facilities | 29 |
| 2.3.3 | Equipment Space and Power | 30 |
| 2.3.4 | Availability for Testing | 30 |
| 2.3.5 | Balance | 31 |
| 2.3.6 | Design of Customer Services | 31 |
| 2.3.7 | Reference to the Telephone Company | 31 |
| 2.3.8 | Claims and Demands for Damages | 32 |
| 2.3.9 | Jurisdictional Report Requirements | 32 |
| 2.3.10 | Determination of Intrastate Charges for Mixed Interstate and Intrastate Access Service | 42 |
| 2.3.11 | Provision for Customer Audits | 43 |
| 2.4 | <u>Payment Arrangements and Credit Allowance</u> | 45 |
| 2.4.1 | Payment of Rates, Charges and Deposits | 45 |
| 2.4.2 | Minimum Periods | 50 |
| 2.4.3 | Credit Allowance for Service Interruptions | 51 |
| 2.4.4 | Re-establishment of Service Following Fire, Flood, or Other Occurrence | 56 |
| 2.4.5 | Access Services Provided by More Than One Telephone Company | 57 |
| 2.5 | <u>Connections</u> | 67 |
| 2.5.1 | General | 67 |
| 2.6 | <u>Definitions</u> | 68 |
| 3. | <u>CARRIER COMMON LINE ACCESS SERVICE</u> | 86 |
| 3.1 | <u>General</u> | 86 |
| 3.2 | <u>Regulations, Rates and Charges</u> | 86 |
| 4. | <u>RESERVED FOR FUTURE USE</u> | 87 |

ACCESS SERVICE

| | | |
|-----|--|-----|
| 5. | <u>ORDERING OPTIONS FOR SWITCHED AND SPECIAL ACCESS SERVICE</u> | 88 |
| 5.1 | <u>General</u> | 88 |
| | 5.1.1 Ordering Conditions | 88 |
| | 5.1.2 Provision of Other Services | 89 |
| 5.2 | <u>Access Order</u> | 89 |
| 5.3 | <u>Calculation of Busy Hour Minutes of Capacity (BHMC)</u> | 95 |
| 5.4 | <u>Access Order Service Intervals</u> | 96 |
| 5.5 | <u>Access Order Modification</u> | 97 |
| 5.6 | <u>Cancellation of an Access Order</u> | 98 |
| 5.7 | <u>Selection of Facilities for Access Orders</u> | 100 |
| 5.8 | <u>Minimum Period</u> | 100 |
| 5.9 | <u>Access Orders for Services Provided by More Than One Telephone Company</u> | 101 |
| 6. | <u>SWITCHED ACCESS SERVICE</u> | 106 |
| 6.1 | <u>General</u> | 106 |
| 6.2 | <u>Rate Categories</u> | 107 |
| 6.3 | <u>Provision and Description of Switched Access Service Feature Groups</u> | 126 |
| | 6.3.1 Feature Group A (FGA) | 126 |
| | 6.3.2 Feature Group B (FGB) | 131 |
| | 6.3.3 Feature Group C (FGC) | 137 |
| | 6.3.4 Feature Group D (FGD) | 144 |
| | 6.3.5 Manner of Provision | 155 |
| | 6.3.6 Common Switching Transport Termination and Interim NXX Translation Optional Features | 157 |
| 6.4 | <u>Transmission Specifications</u> | 204 |

ACCESS SERVICE

| | | | |
|-----|--|-------|-----|
| 6.5 | <u>Obligation of the Telephone Company</u> | 206 | |
| | 6.5.1 Network Management | 206 | |
| | 6.5.2 Design and Traffic Routing of Switched Access Service | 206 | |
| | 6.5.3 Provision of Service Performance Data | 207 | |
| | 6.5.4 Trunk Group Measurement Reports | 208 | |
| | 6.5.5 Determination of Number of Transmission Paths | 208 | |
| | 6.5.6 Design Blocking Measurement | 208 | |
| | 6.5.7 Design Layout Report | 212 | |
| 6.6 | <u>Obligations of the Customer</u> | 212 | |
| | 6.6.1 Supervisory Signaling | 212 | |
| | 6.6.2 Trunk Group Measurement Reports | 212 | |
| | 6.6.3 Identification and Rating of Toll VoIP-PSTN Traffic | 212.1 | (N) |
| 6.7 | <u>Rate Regulations</u> | 213 | |
| | 6.7.1 Application of Rates and Charges | 214 | |
| | 6.7.2 Minimum Periods | 235 | |
| | 6.7.3 Minimum Monthly Charge | 235 | |
| | 6.7.4 Measuring Access Minutes | 236 | |
| 7. | <u>SPECIAL ACCESS SERVICE</u> | 251 | |
| 7.1 | <u>General</u> | 251 | |
| | 7.1.1 Rate Elements | 251 | |
| | 7.1.2 Design Layout Report | 255 | |
| | 7.1.3 Acceptance Testing | 255 | |
| | 7.1.4 Service Descriptions | 256 | |
| | 7.1.5 Ordering Options and Conditions | 260 | |
| | 7.1.6 Facility Hubs | 260 | |
| 7.2 | <u>Channel Types and Service Descriptions</u> | 261 | |
| | 7.2.1 Metallic Service Channel Description | 261 | |
| | 7.2.2 Voice Grade Service Channel Description | 262 | |
| | 7.2.3 Program Audio Service Channel Description | 267 | |
| | 7.2.4 Digital Data Service | 269 | |
| | 7.2.5 High Capacity Service | 273 | |
| | 7.2.6 Optical Carrier Network (OCN) Point-to-Point Service | 277.1 | |
| 7.3 | <u>Service Configurations</u> | 277 | |
| | 7.3.1 Two-Point Service | 277 | |
| | 7.3.2 Multipoint Service | 279 | |

ACCESS SERVICE

| | | | |
|-------|---|-------|-----|
| 7.4 | <u>Rate Regulations</u> | 281 | |
| 7.4.1 | Application of Rates and Charges | 281 | |
| 7.4.2 | Minimum Periods | 281 | |
| 7.4.3 | Mileage Measurement | 282 | |
| 7.4.4 | Surcharge for Special Access Service | 283 | |
| 7.4.5 | Mixed Use Analog and Digital High Capacity Services | 286 | |
| 7.4.6 | High Capacity & Optical Carrier Network (OCN) Point-to-Point Service Optional Rate Plans | 288.1 | (C) |
| 8. | <u>BILLING AND COLLECTION SERVICES</u> | 289 | |
| 8.1 | <u>Recording Service</u> | 289 | |
| 8.1.1 | General Description | 290 | |
| 8.1.2 | Undertaking of the Telephone Company | 292 | |
| 8.1.3 | Liability of the Telephone Company | 293 | |
| 8.1.4 | Obligation of the Customer | 294 | |
| 8.1.5 | Payment Arrangements and Audit Provisions | 294 | |
| 8.2 | <u>Billing Services</u> | 296 | |
| 8.2.1 | General Description | 296 | |
| 8.2.2 | Undertaking of the Telephone Company | 299 | |
| 8.2.3 | Liability of the Telephone Company | 304 | |
| 8.2.4 | Obligation of the Customer | 304 | |
| 8.2.5 | Payment Arrangements and Audit Provisions | 306 | |
| 8.2.6 | Rate Regulations | 307 | |
| 9. | <u>ADDITIONAL ENGINEERING, ADDITIONAL LABOR AND MISCELLANEOUS SERVICES</u> | 308 | |
| 9.1 | <u>Additional Engineering</u> | 308 | |
| 9.1.1 | Charges for Additional Engineering | 308 | |
| 9.2 | <u>Additional Labor</u> | 308 | |
| 9.2.1 | Overtime Installation | 308 | |
| 9.2.2 | Overtime Repair | 309 | |
| 9.2.3 | Stand by | 309 | |
| 9.2.4 | Testing and Maintenance with Other Telephone Companies | 309 | |
| 9.2.5 | Testing Services | 309 | |
| 9.2.6 | Other Labor | 309 | |
| 9.2.7 | Charges for Additional Labor | 310 | |

ACCESS SERVICE

| | | |
|---------|---|-----|
| 9.3 | <u>Miscellaneous Services</u> | 310 |
| 9.3.1 | Maintenance of Service | 310 |
| 9.3.2 | Programming Services | 310 |
| 9.3.3 | Presubscription | 311 |
| 9.3.4 | Presubscription Exceptions | 316 |
| 9.3.5 | Blocking Services | 316 |
| 9.3.6 | Bill Name and Address Information | 318 |
| 10. | <u>SPECIAL CONSTRUCTION</u> | 319 |
| 10.1 | <u>General</u> | 319 |
| 10.2 | <u>Conditions Requiring Special Construction</u> | 319 |
| 11. | <u>INTERFACE GROUPS, TRANSMISSION SPECIFICATIONS AND CHANNEL INTERFACES</u> | 320 |
| 11.1 | <u>Local Transport Interface Groups</u> | 320 |
| 11.1.1 | Interface Group 1 | 320 |
| 11.1.2 | Interface Group 2 | 322 |
| 11.1.3 | Interface Group 3 | 322 |
| 11.1.4 | Interface Group 4 | 323 |
| 11.1.5 | Interface Group 5 | 323 |
| 11.1.6 | Interface Group 6 | 324 |
| 11.1.7 | Interface Group 7 | 325 |
| 11.1.8 | Interface Group 8 | 325 |
| 11.1.9 | Interface Group 9 | 326 |
| 11.1.10 | Interface Group 10 | 326 |
| 11.1.11 | Available Premises Interface Codes | 328 |
| 11.1.12 | Supervisory Signaling | 331 |
| 11.2 | <u>Transmission Specifications Switched Access Service</u> | 332 |
| 11.2.1 | Standard Transmission Specifications | 332 |
| 11.2.2 | Data Transmission Parameters | 340 |

ACCESS SERVICE

| | | |
|--------|--|-----|
| 11.3 | <u>Special Access Channel Interface Specifications and Network Channel Codes</u> | 344 |
| 11.3.1 | Glossary of Channel Interface Codes and Options | 345 |
| 11.3.2 | Impedance | 350 |
| 11.3.3 | Digital Hierarchy Channel Interface Codes (4DS) | 351 |
| 11.3.4 | Service Designator/Network Channel Code Conversion Table | 351 |
| 11.3.5 | Compatible Channel Interfaces | 353 |
| 11.4 | <u>WATS Access Line Standard Transmission Specifications</u> | 366 |
| 11.4.1 | Standard Two-Wire Voice Transmission Specifications | 366 |
| 11.4.2 | Standard Four-Wire Voice Transmission Specifications | 367 |
| 11.5 | <u>WATS Access Line Data Transmission Parameters</u> | 368 |
| 11.5.1 | Signal to C-Notched Noise | 368 |
| 11.5.2 | Envelope Delay Distortion | 368 |
| 11.5.3 | Impulse Noise Counts | 368 |
| 11.5.4 | Phase Jitter | 368 |
| 11.5.5 | Frequency Shift | 368 |
| 11.6 | <u>WATS Access Line Transmission Specifications</u> | 369 |
| 11.6.1 | Improved Two-Wire Voice Transmission Specifications | 369 |
| 12. | <u>RATES AND CHARGES</u> | 370 |
| 12.1 | <u>General</u> | 370 |
| 12.2 | <u>Rates and Charges</u> | 370 |
| 12.2.1 | Reserved for Future Use | |
| 12.2.2 | Switched Access Service | 371 |
| 12.2.3 | Special Access Service | 374 |
| 12.2.4 | Billing and Collection Service | 378 |
| 12.2.5 | Miscellaneous Services | 380 |
| 12.2.6 | Special Federal Government Access Services Offerings | 382 |

ACCESS SERVICE

| | |
|---|-----|
| 13. <u>SPECIAL FEDERAL GOVERNMENT ACCESS SERVICES</u> | |
| 13.1 General | 389 |
| 13.2 Emergency Conditions | 389 |
| 13.3 Intervals to Provide Service | 390 |
| 13.4 Safeguarding of Service | 390 |
| 13.4.1 Facility Availability | 390 |
| 13.5 Federal Government Regulations | 391 |
| 13.6 Mileage Application | 391 |
| 13.7 Move Charges | 391 |
| 13.8 Service Offerings to the Federal Government | 391 |
| 13.8.1 Type and Description | 392 |

ACCESS SERVICE

OTHER PARTICIPATING CARRIERS

NO OTHER PARTICIPATING CARRIERS

REGISTERED SERVICE MARKS

REGISTERED TRADEMARKS

NONE

NONE

EXPLANATION OF SYMBOLS

- (R) -to signify reduction.
- (I) -to signify increase.
- (C) -to signify changed regulation.
- (T) -to signify a change in text but no change
in rate or regulation.
- (S) -to signify reissued matter.
- (M) -to signify matter relocated without change.
- (N) -to signify new rate or regulation.
- (D) -to signify discontinued rate or regulation.
- (Z) -to signify a correction.

ACCESS SERVICE

EXPLANATION OF ABBREVIATIONS

| | | |
|--------|---|-----|
| ac | -Alternating current | |
| ANI | -Automatic Number Identification | |
| AT&T | -American Telephone and Telegraph Company | |
| BD | -Business Day | |
| BHMC | -Busy Hour Minutes of Capacity | |
| BNA | -Bill Name and Address | |
| BTN | -Billed Telephone Number | |
| CCS | -Common Channel Signaling | |
| CCSN | -Common Channel Signaling Network | |
| CCSAC | -Common Channel Signaling Access Capability | |
| CDP | -Customer Designated Premises | (N) |
| CN | -Charge Number | (N) |
| CO | -Central Office | |
| CNP | -Charge Number Parameter | |
| Cont'd | -Continued | |
| CPE | -Customer Premises Equipment | |
| CPN | -Calling Party Number | |
| CSP | -Carrier Selection Parameter | |
| DA | -Directory Assistance | |
| dB | -decibel | |
| dc | -direct current | |
| EPL | -Echo Path Loss | |
| ESS | -Electronic Switching System | |
| ESSX | -Electronic Switching System Exchange | |
| f | -frequency | |
| F.C.C. | -Federal Communications Commission | |
| FX | -Foreign Exchange | |
| Hz | -Hertz | |

ACCESS SERVICE

EXPLANATION OF ABBREVIATIONS (Cont'd)

| | | |
|------|------------------------------------|-----|
| IC | -Interexchange Carrier | |
| ICB | -Individual Case Basis | |
| IP | -Internet Protocol | (N) |
| kbps | -kilobits per second | |
| kHz | -kilohertz | |
| LATA | -Local Access and Transport Area | |
| MMUC | -Minimum Monthly Usage Charge | |
| MRC | -Monthly Recurring Charge | |
| MTS | -Message Telecommunications | |
| NPA | -Numbering Plan Area | |
| NRC | -Nonrecurring Charge | |
| NTS | -Non-Traffic Sensitive | |
| NXX | -Three-Digit Central Office Code | |
| PBX | -Private Branch Exchange | |
| PCM | -Pulse Code Modulation | |
| PI | -Priority Installation | |
| POT | -Point of Termination | |
| PR | -Priority Restoration | |
| PSTN | -Public Switched Telephone Network | (N) |
| SAC | -Service Access Code | |
| SNAL | -Signaling Network Access Link | |
| SP | -Signaling Point | |
| SPOI | -Signaling Point of Interface | |
| SRL | -Singing Return Loss | |
| SSN | -Switched Service Network | |
| SS7 | -Signaling System 7 | |
| SSP | -Service Switching Point | |
| STP | -Signaling Transfer Point | |

ACCESS SERVICE

EXPLANATION OF ABBREVIATIONS (Cont'd)

| | | |
|------|--|-----|
| TDM | -Time Division Multiplexing | (N) |
| TSP | -Telecommunications Service Priority | |
| TSPS | -Traffic Service Position System | |
| TV | -Television | |
| USOC | -Uniform Service Order Code | |
| VG | -Voice Grade | |
| V&H | -Vertical & Horizontal | |
| VoIP | -Voice over Internet Protocol | (N) |
| WATS | -Wide Area Telecommunications Service(s) | |

ACCESS SERVICE

REFERENCE TO OTHER TARIFFS

Whenever reference is made in this tariff to other tariffs of the Telephone Company, the reference is to the tariffs in force as of the effective date of this tariff, and to amendments thereto and successive issues thereof.

USE OF THE TARIFF

This tariff contains the regulations, rates and charges applicable to the provision of Access Service by all of the Concurring Carriers listed on Title Page 2.

The regulations applicable to the provision of Access Service are contained in Sections 2 through 11. These regulations are identical for all Concurring Carriers.

Each specific Carrier's rates and charges for all Access Services are shown in Section 12. In the right hand margin of Section 12, a Tariff Section Reference is shown which references the appropriate tariff section where the application of the rate is located. Upon receipt of an order by a customer for the service not presently offered, the Concurring Carrier will file with the F.C.C. (and mirror in this tariff) the appropriate information necessary to establish rates.

REFERENCE TO TECHNICAL PUBLICATIONS

The following technical publications are referenced in this tariff and may be obtained from Bell Communications Research, Inc., Customer Services, 60 New England Ave., Piscataway, NJ 08854-4196.

Technical Reference:

PUB 41004 Data Communications Using Voiceband Private Line Channels
Issued: October, 1973

PUB 62310 Digital Data System Channel Interface Specification
Issued: September, 1983

PUB 62411 High Capacity Digital Service Channel Interface Specification
Issued: September, 1983, Addendum October, 1984

ACCESS SERVICE

REFERENCE TO TECHNICAL PUBLICATIONS (Cont'd)

TR-NWT-000334, Issue 2 Voice Grade Switched Access Service -
Transmission Parameter Limits and Interface Combinations
Issued: September 1990

TR-TSY-000335, Issue 2 Voice Grade Special Access Service - Transmission
Parameter Limits and Interface Combinations
Issued: May 1990

TR-NPL-000336 Metallic and Telegraph Grade Special Access Service -
Transmission Parameter Limits and Interface Combinations
Issued: October 1987

TR-NPL-000337 Program Audio Special Access Service and Local Channel
Services
Issued: July 1987

TR-NPL-000341 Digital Data Special Access Service - Transmission
Parameter and Interface Combinations
Issued: March 1989

TR-INS-000342 High Capacity Digital Special Access Service
Issued: February 1991

SR-STDS-000307 NC/NCI Code Dictionary
Issued: December 1990

The following technical publication is referenced in this tariff and may be obtained from the
Bell Communication Technical Education Center Room B02, 6200 Route 53, Lisle, IL 60532:

Telecommunications Transmission Engineering
Volume 3 - Networks and Services (Chapters 6 and 7)
Second Edition, 1980
Issued: June, 1980

ACCESS SERVICE

REFERENCE TO TECHNICAL PUBLICATIONS (Cont'd)

The following technical publication is referenced in this tariff and may be obtained from the National Exchange Carrier Association, Inc., Director - Tariff and Regulatory Matters, 100 S. Jefferson Road, Whippany, N.J. 07981 and the Federal Communications Commission's commercial contractor.

PUB AS No. 1 - Issue II Access Service
Issued: May, 1984, Addendum: March, 1987

The following technical publications are referenced in this tariff and may be obtained from Bell Communications Research, Inc. Distribution Storage Center, 60 New England Avenue, Piscataway, N.J. 08854. Updates to this document are performed periodically.

1. Multiple Exchange Carrier Access Billing Guidelines (MECAB)

Ordering and Billing Forum
Issued: November, 1987 Available: November, 1987

2. Multiple Exchange Carrier Ordering and Design guidelines (MECOD)

Ordering and Billing Forum
Issued: October, 1985 Available: November, 1985

The following publications are referenced in this tariff and may be obtained from the Government Printing Office, Superintendent of Documents, Document Control Branch, 941 N. Capitol St., N.E., Washington, D.C. 20401.

Telecommunications Service Priority (TSP) System for National Security Emergency Preparedness (NSEP) Service Vendor Handbook, National Communications System (NCSH 3-1-2)
Dated: July 9, 1990 Available: August, 1990

Telecommunications Service Priority (TSP) System for National Security Emergency Preparedness (NSEP) Service User Manual, National Communications System (NCSM 3-1-1)
Dated: July 9, 1990 Available: August, 1990

ACCESS SERVICE

1. Application of Tariff

- 1.1 This tariff contains regulations, rates and charges applicable to the provision of Carrier Common Line, End User Access, Switched Access, Special Access Services, Lifeline Assistance, Universal Service Fund, and other miscellaneous services, hereinafter referred to collectively as service(s), provided by the Issuing Carriers of this tariff hereinafter referred to as the Telephone Company, to Customer(s).
- 1.2 The provision of such services by the Telephone Company as set forth in this tariff does not constitute a joint undertaking with the customer for the furnishing of any service.

ACCESS SERVICE

2. **General Regulations**

2.1 Undertaking of the Telephone Company

2.1.1 Scope

- (A) The Telephone Company does not undertake to transmit messages under this tariff.
- (B) The Telephone Company shall be responsible only for the installation, operation and maintenance of the service it provides.
- (C) The Telephone Company will, for maintenance purposes, test its services only to the extent necessary to detect and/or clear troubles.
- (D) Services are provided 24 hours daily, seven days per week, except as set forth in other sections of this tariff.

2.1.2 Limitations

- (A) The customer may assign or transfer the use of services under this tariff if there is no interruption in or relocation of services. The assignee or transferee must agree to assume all outstanding indebtedness for services provided under this tariff and any termination liability associated with the services provided. The customer will remain jointly liable with the assignee or transferee for any obligations existing at the time of the assignment.

ACCESS SERVICE

2. **General Regulations**

2.1 Undertaking of the Telephone Company (Cont'd)

2.1.2 Limitations (Cont'd)

(A) (Cont'd)

Prior to assignment, the Telephone Company must acknowledge in writing that all requirements have been met. Acknowledgement will be made within fifteen days after the Telephone Company has been notified of the proposed assignment.

- (B) All services offered in this tariff will be provided on a first-come first-served basis except as provided for following. The regulations for the installation and restoration of Telecommunications Service Priority (TSP) System Services shall be subject to Part 64.401, Appendix A, of the Federal Communications Commissions Rules and Section 13 following.

2.1.3 Liability

- (A) Except in the case of willful misconduct for which the Telephone Company's liability is not limited by this tariff, the Telephone Company's liability for damages shall not exceed an amount equal to the proportionate tariff charge for the period during which the service was affected. This liability for damages shall be in addition to any amounts that may be due the customer as described in Section 2.4.3.

ACCESS SERVICE

2. **General Regulations (Cont'd)**

2.1 Undertaking of the Telephone Company (Cont'd)

2.1.3 Liability (Cont'd)

- (B) The Telephone Company shall not be liable for any act or omission of any other carrier or customer providing a portion of a service, nor shall the Telephone Company for its own act or omission hold liable any other carrier or customer providing a portion of a service.
- (C) The Telephone Company is not liable for damages to the customer premises resulting from the furnishing of a service, including the installation and removal of equipment and associated wiring, unless the damage is caused by the Telephone Company's negligence.
- (D) The Telephone Company shall be indemnified, defended and held harmless by the end user against any claim, loss or damage arising from the end user's use of services offered under this tariff, involving:
 - (1) Claims for libel, slander, invasion of privacy, or infringement of copyright arising from the end user's own communications;
 - (2) Claims for patent infringement arising from the end user's acts combining or using the service furnished by the Telephone Company in connection with facilities or equipment furnished by the end users or IC or;
 - (3) All other claims arising out of any act or omission of the end user in the course of using services provided pursuant to this tariff.

ACCESS SERVICE

2. **General Regulations** (Cont'd)

2.1 Undertaking of the Telephone Company (Cont'd)

2.1.3 Liability (Cont'd)

- (E) The Telephone Company shall be indemnified, defended and held harmless by the IC against any claim, loss or damage arising from the IC's use of services offered under this tariff involving;
 - (1) Claims for libel, slander, invasion of privacy, or infringement of copyright arising from the IC's own communications;
 - (2) Claims for patent infringement arising from the IC's acts combining or using the service furnished by the Telephone Company in connection with facilities or equipment furnished by the end user or IC or;
 - (3) All other claims arising out of any act or omission of the IC in the course of using services provided pursuant to this tariff.
- (F) The Telephone Company's failure to provide or maintain services under this tariff shall be excused by labor difficulties, governmental orders, civil commotions, criminal actions taken against the Telephone Company, acts of God and other circumstances beyond the Telephone Company's reasonable control, subject to the Credit Allowance for a Service Interruption as set forth in 2.4.4 following.

ACCESS SERVICE

2. **General Regulations** (Cont'd)

2.1 Undertaking of the Telephone Company (Cont'd)

2.1.4 Provision of Services (Cont'd)

The Telephone Company's obligation to furnish the services described in this tariff is dependent upon its ability to provide such service after provision has been made for the Telephone Company's exchange services.

2.1.5 Installation and Termination of Services

The services provided under this tariff (A) will include any entrance cable or drop wiring and wire or intrabuilding cable to that point where provision is made for termination of the Telephone Company's outside distribution network facilities at a suitable location inside a customer-designated premises and (B) will be installed by the Telephone Company to such Point of Termination. Wire required within a building to extend Access Service facilities will be provided, at the Customer's request, on a time sensitive charge basis. The labor rates for the installation of such wire are the same as those set forth in 12.2.5(B) following for Additional Labor.

2.1.6 Maintenance of Services

The services provided under this tariff shall be maintained by the Telephone Company. The customer or others may not rearrange, move, disconnect, remove or attempt to repair any facilities provided by the Telephone Company, other than by connection or disconnection to any interface means used, except with the written consent of the Telephone Company.

ACCESS SERVICE

2. **General Regulations** (Cont'd)

2.1 Undertaking of the Telephone Company (Cont'd)

2.1.7 Changes and Substitutions

Except as provided for equipment and systems subject to FCC Part 68 Regulations at 47 C.F.R. section 68.110(b), the Telephone Company may, where such action is reasonably required in the operation of its business, (A) change any facilities used in providing service under this tariff, (B) change minimum protection criteria, (C) change operating or maintenance characteristics of facilities or (D) change operations or procedures of the Telephone Company. The Telephone Company shall not be responsible if the change renders customer furnished services obsolete or requires modification of the customer furnished services. If such change materially affects the operating characteristics of the facility, the Telephone Company will provide reasonable notification to the customer in writing. Reasonable time will be allowed for any redesign and implementation required by the changes made. The Telephone Company will work cooperatively with the customer to determine reasonable notification procedures.

2.1.8 Refusal and Discontinuance of Service

(A) Unless the provisions of 2.2.1(B) or 2.5 following apply, if a customer fails to comply with 2.1.6 preceding or 2.2.2, 2.3.1, 2.3.4, 2.3.5, or 2.4 following, including any payments to be made by it on the dates and times herein specified, the Telephone Company may on thirty (30) day's written notice by Certified U.S. Mail to the person designated by that customer to receive such notices of noncompliance, refuse additional applications for service and/or refuse to complete any pending orders for service by the non-complying customer at any time thereafter.

ACCESS SERVICE

2. **General Regulations** (Cont'd)

2.1 Undertaking of the Telephone Company (Cont'd)

2.1.8 Refusal and Discontinuance of Service (Cont'd)

(A) (Cont'd)

If the Telephone Company does not refuse additional applications for service on the date specified in the thirty (30) day's notice, and the customer's noncompliance continues, nothing contained herein shall preclude the Telephone Company's right to refuse additional applications for service to the non-complying customer without further notice.

(B) Unless the provisions of 2.2.1(B) or 2.5 following apply, if a customer fails to comply with 2.1.6 preceding or 2.2.2, 2.3.1, 2.3.4, 2.3.5, or 2.4 following, including any payments to be made by it on the dates and times herein specified, the Telephone Company may, on thirty (30) day's written notice by Certified U.S. Mail to the person designated by that customer to receive such notices of non-compliance, discontinue the provision of the services to the non-complying customer at any time thereafter. In the case of such discontinuance, all applicable charges, including termination charges, shall become due. If the Telephone Company does not discontinue the provision of the services involved on the date specified in the thirty (30) day's notice, and the customer's non-compliance continues, nothing contained herein shall preclude the Telephone Company's right to discontinue the provision of the services to the non-complying customer without further notice.

ACCESS SERVICE

2. **General Regulations** (Cont'd)

2.1 Undertaking of the Telephone Company (Cont'd)

2.1.8 Refusal and Discontinuance of Service (Cont'd)

- (C) When access service is provided by more than one Telephone Company, the companies involved in providing the joint service may individually or collectively deny service to a customer for nonpayment. Where the Telephone Company(s) affected by the nonpayment is incapable of effecting discontinuance of service without cooperation from the other joint providers of Switched Access Service, such other Telephone Company(s) will, if technically feasible, assist in denying the joint service to the customer. Service denial for such joint service will only include calls originating or terminating within, or transiting, the operating territory of the Telephone Companies initiating the service denial for nonpayment. When more than one of the joint providers must deny service to effectuate termination for nonpayment, in cases where a conflict exists in the applicable tariff provisions, the tariff regulations of the end office Telephone Company shall apply for joint service discontinuance.

ACCESS SERVICE

2. **General Regulations** (Cont'd)

2.1 Undertaking of the Telephone Company (Cont'd)

2.1.8 Refusal and Discontinuance of Service (Cont'd)

- (D) If the National Exchange Carrier Association, Inc., notifies the Telephone Company that the Customer has failed to comply with Section 8 of the National Exchange Carrier Association, Inc., Tariff F.C.C. No. 5 (Lifeline Assistance and Universal Service Fund charges) including any Customer's failure to make payments on the date and times specified therein, the Telephone Company, may, on thirty days' written notice to the Customer by Certified U.S. Mail, take any of the following actions: - (1) refuse additional applications for service (2) refuse to complete any pending orders for service, and/or (3) discontinue the provision of service to the Customer. In the case of discontinuance, all applicable charges including termination charges, shall become due.

2.1.9 Limitation of Use of Metallic Facilities

Signals applied to a metallic facility shall conform to the limitations set forth in Technical Reference Publication AS No. 1. Where necessary, the customer shall be responsible for the provision of current limiting devices to protect Telephone Company facilities from excessive current due to abnormal conditions and for the provisions of noise mitigation networks when required to reduce excessive noise.

ACCESS SERVICE

2. **General Regulations** (Cont'd)

2.1 Undertaking of the Telephone Company (Cont'd)

2.1.10 Notification of Service-Affecting Activities

The Telephone Company will provide the customer reasonable notification of service-affecting activities that may occur in normal operation of its business. Such activities may include, but are not limited to, equipment additions, removals, and routine preventative maintenance. Generally, such activities are not individual customer service specific, they affect many customer services. No specific advance notification period is applicable to all service activities. The Telephone Company will work cooperatively with the customer to determine the notification requirements.

2.1.11 Provision and Ownership of Telephone Numbers

The Telephone Company reserves the reasonable right to assign, designate or change telephone numbers associated with Access Services, or the Telephone Company serving central office prefixes associated with such numbers, when necessary in the conduct of its business. Should it become necessary to make a change, the Telephone Company will furnish to the customer 6 months notice, by certified mail, of the effective date and an explanation of the reason(s) for such change(s).

2.1.12 Coordination with Respect to Network Contingencies

The Telephone Company intends to work cooperatively with the customer to develop network contingency plans in order to maintain maximum network capability following natural or man-made disasters which affect telecommunications services.

ACCESS SERVICE

2. **General Regulations** (Cont'd)

2.2 Use

2.2.1 Interference or Impairment

- (A) The facilities and equipment provided by the customer which are used in conjunction with Telephone Company facilities in the provision of Access Service shall not interfere with or impair the provision of service by the Telephone Company.
- (B) If interference as described in (A) above exists, except for equipment subject to the F.C.C. Part 68 rules in 47 C.F.R. Section 68.108, when practicable, the Telephone Company will notify the customer that service will be temporarily disconnected until the problem is corrected. When prior notice is not practical, the Telephone Company may temporarily disconnect services without prior notification to the customer. The customer will be notified of the action as soon as possible and given the opportunity to correct the problem. During the period of discontinuance, the credit allowance for service interruptions as set forth in 2.4.3 following does not apply.

2.2.2 Unlawful Use

The service provided under this tariff shall not be used for an unlawful purpose.

ACCESS SERVICE

2. **General Regulations** (Cont'd)

2.3 Obligations of the Customer

2.3.1 Damages

The customer shall reimburse the Telephone Company for damages to the Telephone Company facilities utilized to provide services under this tariff caused by the negligence or willful act of the customer, or resulting from the customer's improper use of the Telephone Company facilities, or due to malfunction of any facilities or equipment provided by other than the Telephone Company. Nothing in the foregoing provision shall be interpreted to hold one customer liable for another customer's actions. The Telephone Company will, upon reimbursement for damages, cooperate with the customer in prosecuting a claim against the person causing such damage and the customer shall be subrogated to the right of recovery by the Telephone Company for the damages to the extent of such payment.

2.3.2 Ownership of Facilities

Facilities utilized by the Telephone Company to provide service under the provisions of this tariff shall remain the property of the Telephone Company. Such facilities shall be returned to the Telephone Company by the customer, whenever requested, within a reasonable period following the request in as good condition as reasonable wear will permit. Any cost of repair or replacement for unreasonable wear or damage will be billed to the customer who utilized the equipment.

ACCESS SERVICE

2. **General Regulations** (Cont'd)

2.3 Obligations of the Customer (Cont'd)

2.3.3 Equipment Space and Power

The customer shall furnish or arrange to have furnished to the Telephone Company, at no charge, equipment space and electrical power required by the Telephone Company to provide services under this tariff at the points of termination of such services. The selection of ac or dc power shall be mutually agreed to by the customer and the Telephone Company. The customer shall also make necessary arrangements in order that the Telephone Company will have access to such space at reasonable times for installing, testing, repairing or removing Telephone Company services.

2.3.4 Availability for Testing

The services provided under this tariff shall be available to the Telephone Company at times mutually agreed upon in order to permit the Telephone Company to make tests and adjustments appropriate for maintaining the services in satisfactory operating condition. Such tests and adjustments shall be completed within a reasonable time. No credit will be allowed for any interruptions involved during such tests and adjustments.

ACCESS SERVICE

2. **General Regulations** (Cont'd)

2.3 Obligations of the Customer (Cont'd)

2.3.5 Balance

All signals for transmission over the services provided under this tariff shall be delivered by the customer balanced to ground except for ground start, duplex (DX) and McCulloh-Loop (Alarm System) type signaling and dc telegraph transmission at speeds of 75 baud or less.

2.3.6 Design of Customer Services

Subject to the provisions of 2.1.7 preceding, the customer shall be solely responsible, at its own expense, for the overall design of its services and for any redesigning or rearrangement of its services which may be required because of changes in facilities, operations or procedures of the Telephone Company, minimum protection criteria or operating or maintenance characteristics of the facilities.

2.3.7 Reference to the Telephone Company

The customer may advise End Users that certain services are provided by the Telephone Company in connection with the service the customer furnishes to End Users; however, the customer shall not represent that the Telephone Company jointly participates in the customer's services.

ACCESS SERVICE

- 2. **General Regulations** (Cont'd)
 - 2.3 Obligations of the Customer (Cont'd)
 - 2.3.8 Claims and Demands for Damages

The customer shall defend, indemnify and save harmless the Telephone Company from and against any suits, claims, losses or damages, including punitive damages, attorney fees and court costs by third persons arising out of the construction, installation, operation, maintenance, or removal of the customer's circuits, facilities, or equipment connected to the Telephone Company's services provided under this tariff, including, without limitation, Workmen's Compensation claims, actions for infringement of copyright and/or unauthorized use of program material, libel and slander actions based on the content of communications transmitted over the customer's circuits, facilities or equipment, and proceedings to recover taxes, fines, or penalties for failure of the customer to obtain or maintain in effect any necessary certificates, permits, licenses, or other authority to acquire or operate the services provided under this tariff; provided, however, the foregoing indemnification shall not apply to suits, claims, and demands to recover damages for damage to property, death, or personal injury unless such suits, claims or demands are based on the tortuous conduct of the customer, its officers, agents or employees. The customer shall defend, indemnify and save harmless the Telephone Company from and against any suits, claims, losses or damages, including punitive damages, attorney fees and court costs by the customer or third parties arising out of any act or omission of the customer in the course of using services provided under this tariff.

In the event that a customer files a claim for an access billing or revenue adjustment with the Telephone Company, the Telephone Company will have 30 days from the notification date to resolve the customer's claim or negotiate a mutually agreeable time frame for resolution of the claim.

ACCESS SERVICE

2. **General Regulations** (Cont'd)

2.3 Obligations of the Customer (Cont'd)

2.3.9 Jurisdictional Report Requirements

(A) Jurisdictional Reports - Switched Access

(1)

- a) Except in cases where the Telephone Company is billing according to actuals by jurisdiction, when a customer orders Feature Group A and/or Feature Group B Switched Access Service the customer shall, in its order, state the projected intrastate percentage for intrastate usage for each Feature Group A and/or Feature Group B Switched Access Service group ordered. If the customer discontinues some but not all of the Feature Group A and/or Feature Group B Switched Access Services in a group, it shall provide the projected intrastate percentage for such services which are discontinued.
- b) Pursuant to Federal Communications Commission Order FCC 85-145 adopted April 16, 1985, intrastate usage is to be developed as though every call that enters a customer network at a point within the same state as that in which the called station (as designated by the called station telephone number) is situated is an intrastate communication and every call for which the point of entry is in a state other than that where the called station (as designated by the called station telephone number) is situated is an interstate communication.

ACCESS SERVICE

2. **General Regulations** (Cont'd)

2.3 Obligations of the Customer (Cont'd)

2.3.9 Jurisdictional Report Requirements (Cont'd)

(A) Jurisdictional Reports - Switched Access (Cont'd)

(1) (Cont'd)

c) Except in cases where the Telephone Company is billing according to actuals by jurisdiction, the projected intrastate percentages will be used by the Telephone Company to apportion the usage between interstate and intrastate until a revised report is received as set forth in (6) following.

(2) All single Feature Group A and B Switched Access Service usage and charges will be apportioned by the Telephone Company between interstate and intrastate. The projected intrastate percentage reported as set forth in 1(a) and 1(b) preceding will be used to make such apportionment.

(3) For multiline hunt group or trunk group arrangements where either the interstate or the intrastate charges are based on measured usage, the interstate Feature Group A and/or Feature Group B Switched Access Service(s) information reported as set forth in (1) preceding will be used to determine the charges as follows:

For all groups the number of access minutes (either measured or assumed) for a group will be multiplied by the projected interstate percentage to develop the interstate access minutes. The number of access minutes for the group minus the developed interstate access minutes for the group will be the developed intrastate access minutes.

ACCESS SERVICE

2. **General Regulations** (Cont'd)

2.3 Obligations of the Customer (Cont'd)

2.3.9 Jurisdictional Report Requirements (Cont'd)

(A) Jurisdictional Reports - Switched Access (Cont'd)

- (4) When a customer orders Feature Group C or Feature Group D Switched Access Service(s), the customer may provide the projected intrastate percentage for intrastate usage for each end office group in its order. This percentage is subject to audit by the Telephone Company as set forth in 2.3.9(A)(7) following.

If the customer does not provide the projected intrastate percentage for intrastate usage, the Telephone Company will, where the jurisdiction can be determined from the call detail, determine the projected intrastate percentage as follows:

For originating access minutes, the projected intrastate percentage will be developed on a monthly basis by end office when the Feature Group C or Feature Group D Switched Access Service access minutes are measured by dividing the measured intrastate originating access minutes (the access minutes where the calling number is in one state and the called number is in another state) by the total originating access minutes when the call detail is adequate to determine the appropriate jurisdiction.

ACCESS SERVICE

2. **General Regulations** (Cont'd)

2.3 Obligations of the Customer (Cont'd)

2.3.9 Jurisdictional Report Requirements (Cont'd)

(A) Jurisdictional Reports - Switched Access (Cont'd)

(4) (Cont'd)

For terminating access minutes, the data used by the Telephone Company to develop the projected intrastate percentage for originating access minutes will be used to develop projected intrastate percentage for such terminating access minutes. When originating call details are insufficient to determine the jurisdiction for the call, the customer shall supply the projected intrastate percentage or authorize the Telephone Company to use the Telephone Company developed percentage. This percentage shall be used by the Telephone Company as the intrastate percentage for such call detail. The Telephone Company will designate the number obtained by subtracting the projected interstate percentage for originating and terminating access minutes calculated by the Telephone Company from 100 (100 - Telephone Company calculated projected interstate percentage = intrastate percentage) as the projected intrastate percentage of use.

ACCESS SERVICE

2. **General Regulations** (Cont'd)

2.3 Obligations of the Customer (Cont'd)

2.3.9 Jurisdictional Report Requirements (Cont'd)

(A) Jurisdictional Reports - Switched Access (Cont'd)

- (5) Except where Telephone Company measured access minutes are used as set forth in (1) and (4) preceding, the customer reported intrastate percentage of use as set forth in (1) or (4) preceding will be used until the customer reports a different projected intrastate percentage for an in service end office group. When the customer adds BHMC or trunks to an existing end office group, the customer shall furnish a Projected Intrastate Usage percentage that applies to the added BHMC lines or trunks. When the customer discontinues BHMC, lines or trunks from an existing group, the customer shall furnish a projected intrastate percentage for the discontinued BHMC lines or trunks in the end office group. The revised report will serve as the basis for future billing and will be effective on the next bill date. No prorating or back billing will be done based on the report.

ACCESS SERVICE

2. **General Regulations** (Cont'd)

2.3 Obligations of the Customer (Cont'd)

2.3.9 Jurisdictional Report Requirements (Cont'd)

(A) Jurisdictional Reports - Switched Access (Cont'd)

- (6) Effective on the first of January, April, July and October of each year the customer shall update the interstate and intrastate jurisdictional report. The customer shall forward to the Telephone Company, to be received no later than 15 days after the first of each such month, a revised report showing the interstate and intrastate percentage of use for the past three months ending the last day of December, March, June and September, respectively, for each Switched Access Service arranged for intrastate use. Additionally, where the customer utilizes FGA Switched Access Service for calls between a Primary Exchange Carrier and a Secondary Exchange Carrier within the same Extended Area Service calling area, where the Primary and Secondary Exchange Carriers are not the same Telephone Company and do not provide service under the same access service tariff, a copy of the revised report will be provided by the customer to each Secondary Exchange Carrier. Except in cases where the Telephone Company is billing according to actuals by jurisdiction, the revised report will serve as the basis for the next three months billing and will be effective on the bill date for that service. No prorating or back billing will be done based on the report.

ACCESS SERVICE

2. **General Regulations** (Cont'd)

2.3 Obligations of the Customer (Cont'd)

2.3.9 Jurisdictional Report Requirements (Cont'd)

(A) Jurisdictional Reports - Switched Access (Cont'd)

(6) (Cont'd)

If the customer does not supply the reports, the Telephone Company will assume the percentages to be the same as those provided in the last quarterly report. For those cases in which a quarterly report has never been received from the customer, the Telephone Company will assume the percentages to be the same as those provided in the order for service as set forth in (1) preceding.

(7) For Switched Access, if a billing dispute arises concerning the projected intrastate percentage, the Telephone Company will ask the customer to provide the data the customer uses to determine the projected intrastate percentage. The Telephone Company will not request such data more than once a year. The customer shall supply the data within 30 days of the Telephone Company request.

ACCESS SERVICE

2. **General Regulations** (Cont'd)

2.3 Obligations of the Customer (Cont'd)

2.3.9 Jurisdictional Report Requirements (Cont'd)

(A) Jurisdictional Reports - Switched Access (Cont'd)

- (8) PIUs developed as outlined in Sections (1) through (7) above are applied to usage rated Carrier Common Line, Information Surcharge, Local Switching, Tandem Switched Transport and Residual Interconnection charges. Separate PIUs also developed as outlined in Sections (1) through (7) above are required for flat rated Entrance Facilities, Direct Trunked Transport and Multiplexers.

(B) Special Access Jurisdictional Certification

(1) Certification Requirements

When the customer orders Special Access Service, and the customer certifies to the Telephone Company in writing that more than ten percent of the traffic is interstate, the service is considered to be interstate and is provided under this Tariff. Following initial certification, should the jurisdictional nature of the customer's Special Access Service change, the customer should inform the Telephone Company in writing of the change. The effective date of the change will be the date the Telephone Company receives the customer's notice of change. No charge applies for the jurisdictional change.

ACCESS SERVICE

2. **General Regulations** (Cont'd)

2.3 Obligations of the Customer (Cont'd)

2.3.9 Jurisdictional Report Requirements (Cont'd)

(B) Special Access Jurisdictional Certification (Cont'd)

(2) Certification of Embedded Lines

For those customers who were provided Special Access Service under this tariff prior to May 1, 1990, or who have pending, uncompleted Special Access Service orders as of May 1, 1990, the Telephone Company will by July 1, 1990, request in writing from the customer written certification of each Special Access Service. The customer will be requested to reply to the Telephone Company within 90 days. When a Special Access Service is certified to be jurisdictionally changed, the effective date of the change will be the date the Telephone Company receives the customer's certification. There is no charge when the customer's reply results in a jurisdictional change in the Special Access Service.

ACCESS SERVICE

2. **General Regulations** (Cont'd)

2.3 Obligations of the Customer (Cont'd)

2.3.9 Jurisdictional Report Requirements (Cont'd)

(B) Special Access Jurisdictional Certification (Cont'd)

(3) Disputes Involving Jurisdictional Certification

If a dispute arises concerning the certification of projected interstate traffic as described in (1) or (2) above, the Telephone Company will ask the customer to provide the data the customer used to determine that more than 10% of the traffic is interstate. The customer shall supply the data within thirty (30) days of the Telephone Company request. If the reply results in a jurisdictional change of a Special Access Service, the effective date of the change will be the date the Telephone Company receives the customer's reply. There is no charge when the customer's reply results in a jurisdictional change in the Special Access Service.

2.3.10 Determination of Intrastate Charges for Mixed Interstate and Intrastate Switched Access Service

When mixed interstate and intrastate Access Service is provided, all charges (i.e., nonrecurring, monthly and/or usage), will be prorated between interstate and intrastate. The percentage provided in the reports as set forth in 2.3.9 preceding will serve as the basis for prorating the charges.

ACCESS SERVICE

2. **General Regulations** (Cont'd)

2.3 Obligations of the Customer (Cont'd)

2.3.10 Determination of Intrastate Charges for Mixed Interstate and Intrastate Switched Access Service (Cont'd)

The percentage of an Access Service to be charged as intrastate is applied in the following manner:

- (A) For monthly and nonrecurring chargeable rate elements, multiply the percent intrastate use times the quantity of chargeable elements times the stated tariff rate per element.
- (B) For usage sensitive (i.e., access minutes and calls) chargeable rate elements, multiply the percent intrastate use times actual use times the stated tariff rate.

The intrastate percentage will change as revised usage reports are submitted as set forth in 2.3.9.

2.3.11 Provision for Customer Audits

Upon 30 days written notice, the customer shall have the right to access to all information, data and records necessary to audit, trace and verify the accuracy of access bills rendered to the customer for usage in connection with MTS, Private Line, WATS and other services. Such information will be provided in a mutually agreeable format and shall include, but not be limited to, call details (e.g., messages and minutes of use summarized by jurisdiction, call type, end office and state). A comprehensive audit of this nature can be conducted by the customer not more than once per year. Examinations of specific questions and issues may be undertaken more frequently.

ACCESS SERVICE

2. **General Regulations** (Cont'd)

2.3 **Obligations of the Customer** (Cont'd)

2.3.11 **Provision for Customer Audits** (Cont'd)

Each party shall bear its own expenses in connection with the conduct of an Audit (review) or Examination. Special data extractions required by the customer to conduct an Audit or Examination will be paid for by the customer. For purposes of this regulation, a "special data extraction" shall mean the creation of records that cannot normally be created by the Telephone Company's currently available software programs.

If the Telephone Company changes software programs and as a result of this change previously available data records would be considered special extractions, the Telephone Company must retain the ability to extract that data for one year at no charge to the customer. After that time, the use of those data records would be considered a special data extraction, cost to be borne by the customer.

ACCESS SERVICE

2. **General Regulations** (Cont'd)

2.4 Payment Arrangements and Credit Allowance

2.4.1 Payment of Rates, Charges and Deposits

- (A) The Telephone Company will require a deposit from all customers with a proven history of late payments to the Telephone Company and all customers who do not have established credit unless the customer is a successor of a company which has established credit and has no history of late payments to the Telephone Company. The deposit may be required prior to or after establishment of service. The total deposit may not exceed the estimated charges for service for a two month period.

The fact that a deposit has been made does not relieve the customer from the responsibility of complying with the Telephone Company's regulations regarding prompt payment of bills. Annual interest at the rate described in the 2.4.1(B)(3)(b) will be paid on all deposits held from the date the deposit is received up to and including the date the deposit is returned or credited to the customer's account. The deposit will be refunded after the customer has established a record of prompt payment for one year. When service is terminated, any deposit held will be credited on the final bill.

- (B) The Telephone Company will bill all usage charges monthly in arrears. All non usage sensitive access services, including End User Access Service and Presubscription service will be billed monthly in advance. Nonrecurring charges will be billed in the month following the provision of service.

ACCESS SERVICE

2. **General Regulations** (Cont'd)

2.4 Payment Arrangements and Credit Allowance (Cont'd)

2.4.1 Payment of Rates, Charges and Deposits (Cont'd)

(B) (Cont'd)

- (1) The bill day for End User Access Service and Presubscription Service will be the same day established for the provision of local service.
- (2) The bill day(s) for all access services other than End User Access Service and Presubscription Service will be established by the Telephone Company for each customer account and shall appear on the carrier access bill. If the Telephone Company advises the customer in writing, an alternate billing schedule may be established. Alternate billing schedules shall not be established on less than 60 days notice or initiated by the Telephone Company more than twice in any consecutive 12 month period.

ACCESS SERVICE

2. **General Regulations** (Cont'd)

2.4 Payment Arrangements and Credit Allowance (Cont'd)

2.4.1 Payment of Rates, Charges and Deposits (Cont'd)

(B) (Cont'd)

(3)

- (a) Payment for service is due 31 days after the bill day or by the next bill date (i.e., same date in the following month as the bill date), whichever is the shortest interval, except as provided herein, and are payable in immediately available funds. If the customer does not receive a bill at least 20 days prior to the 31 day payment due date, then the bill shall be considered delayed. When a bill has been delayed, upon request of the customer, the due date will be extended by the number of days the bill was delayed. Such request by customer must be accompanied by proof of the late bill receipt. If such payment date would cause payment to be due on a Saturday, Sunday or legal holiday (i.e., New Years, Independence Day, Labor Day, Thanksgiving, Christmas, Veteran's Day and the days when Washington's Birthday, Memorial Day, and Columbus Day are legally observed) payment for such bills will be due as follows:

ACCESS SERVICE

2. **General Regulations** (Cont'd)

2.4 Payment Arrangements and Credit Allowance (Cont'd)

2.4.1 Payment of Rates, Charges and Deposits (Cont'd)

(B) (Cont'd)

(3) (Cont'd)

a) (Cont'd)

If such payment date falls on a Sunday or on a Holiday which is observed on a Monday, the payment date shall be the first non-Holiday day following such Sunday or Holiday. If such payment date falls on a Saturday or on a Holiday which is observed on Tuesday, Wednesday, Thursday or Friday, the payment date shall be the last non-Holiday day preceding such Saturday or Holiday.

(b) If any portion of the payment is not received in immediately available funds by the due date as determined in (a) above, a late payment charge calculated at 15% annual interest will apply. Interest will be compounded monthly.

The late payment charge will be calculated from the due date to and including the date that payment is actually received by the Telephone Company. Any penalty due will be included as a separate item on the next statement issued.

ACCESS SERVICE

2. **General Regulations** (Cont'd)

2.4 Payment Arrangements and Credit Allowance (Cont'd)

2.4.1 Payment of Rates, Charges and Deposits (Cont'd)

(B) (Cont'd)

(3) (Cont'd)

(c) In the event that a billing dispute concerning charges billed to the customer by the Telephone Company is resolved in favor of the Telephone Company, any disputed payments withheld pending settlement of the dispute shall be subject to the late payment penalty beginning 10 days after the payment date. If the dispute is resolved in favor of the customer, no late payment penalty will apply to the disputed amount. In this case, if full payment was made by the due date, the Telephone Company will refund the disputed amount in question plus interest. The penalty interest period shall begin 10 days following the due date or on the date the disputed amount was actually paid, whichever is later. Interest will be calculated as described in (b) above.

ACCESS SERVICE

2. **General Regulations** (Cont'd)

2.4 Payment Arrangements and Credit Allowance (Cont'd)

2.4.1 Payment of Rates, Charges and Deposits (Cont'd)

- (C) Reserved for future use

- (D) For services provided on a monthly basis, the charge for the provision of a fractional months service will be determined by dividing the number of days that service was provided by 30 and multiplying the result times the monthly rate. This calculation will be made subject to any minimum service periods required for specific services.

- (E) When a rate as set forth in this tariff is shown to more than two decimal places, the charges will be determined using the rate shown. The resulting amount will then be rounded to the nearest penny (i.e., rounded to two decimal places).

2.4.2 Minimum Periods

- (A) Unless a minimum service period is described for a specific tariff item, the minimum period for which services are provided and for which rates and charges are applicable is one month.

When a service is discontinued prior to the expiration of the minimum period, the total charges at the rate level in effect at the time service is discontinued will apply for the remainder of the minimum period. The Telephone Company will charge the full nonrecurring charge to the end of the minimum period.

ACCESS SERVICE

2. **General Regulations** (Cont'd)

2.4 Payment Arrangements and Credit Allowance (Cont'd)

2.4.2 Minimum Periods (Cont'd)

When a service with a minimum period greater than one month is discontinued prior to the expiration of the minimum period, the applicable charge will be the lesser of (1) the Telephone Company's total nonrecoverable costs less the net salvage value for the discontinued service or (2) the total monthly charges and nonrecurring charges, at the rate level in effect at the time service is discontinued, for the remainder of the minimum period.

2.4.3 Credit Allowance for Service Interruptions

(A) General

A service is interrupted when it becomes unusable to the customer because of a failure of facilities used to furnish service under this tariff or in the event that the protective controls applied by the Telephone Company result in the complete loss of service by the customer. An interruption period starts when an inoperative service is reported to the Telephone Company, and ends when the service is operative. An allowance for interruption will apply only when the interruption is not due to the negligence of the customer. The credit allowance for an interruption or for a series of interruptions shall not exceed the monthly rate for the service interrupted in any one monthly billing period.

ACCESS SERVICE

2. **General Regulations** (Cont'd)

2.4 Payment Arrangements and Credit Allowance (Cont'd)

2.4.3 Credit Allowance for Service Interruptions (Cont'd)

(B) When a Credit Allowance Applies

In case of an interruption to any service, allowance for the period of interruption, if not due to the negligence of the customer, shall be as follows:

- (1) For Switched Access Service usage rated elements, no credit shall be allowed for an interruption of less than 24 hours. The customer shall be credited for an interruption of 24 hours or more at the rate of 1/30 of the applicable monthly rates for each period of 24 hours or major fraction (12 hours and one minute) thereof that the interruption continues.
- (2) For Special Access Services and for flat rated Switched Access elements, (i.e., Entrance Facility, Direct Trunked Transport, and Multiplexing), no credit shall be allowed for an interruption of less than 30 minutes. The customer shall be credited for an interruption of 30 minutes or more at the rate of 1/1440 of the monthly charges for the facility or service for each period of 30 minutes or major fraction (16 minutes or more) thereof that the interruption continues.
 - (a) For two-point service, the monthly charge subject to application of a credit shall be the total of all the monthly rate element charges associated with the service (i.e., a channel termination per customer designated premises, channel mileage and optional features and functions).

ACCESS SERVICE

2. **General Regulations** (Cont'd)

2.4 Payment Arrangements and Credit Allowance (Cont'd)

2.4.3 Credit Allowance for Service Interruption (Cont'd)

(B) When a Credit Allowance Applies (Cont'd)

(2) (Cont'd)

- (b) If a portion of a service such as a portion of a multipoint special access facility can still be utilized during the service interruption, the credit allowance will only apply to the services which are inoperative (i.e., a channel termination per customer designated premises, channel mileage and optional features and functions).

ACCESS SERVICE

2. **General Regulations** (Cont'd)

2.4 Payment Arrangements and Credit Allowance (Cont'd)

2.4.3 Credit Allowance for Service Interruption (Cont'd)

(B) When a Credit Allowance Applies (Cont'd)

(2) (Cont'd)

(c) Multiplexed Services

For multiplexed services, the monthly charge subject to application of credit shall be the total of all the monthly rate element charges associated with that portion of the service that is inoperative. When the facility which is multiplexed or the multiplexer itself is inoperative, the monthly charge shall be the total of all the monthly rate element charges associated with the service (i.e., the Channel Termination, Channel Mileage Facility and Termination, Entrance Facility, Direct Trunked Transport and Optional Features and Functions, including the multiplexer on the facility to the hub, and the channel terminations, channel mileages and optional features and functions on the individual services from the hub). When the service which rides a channel of the multiplexed facility is inoperative, the monthly charge shall be the total of all the monthly rate element charges associated with that portion of the service from the hub to a customer premises (i.e., Channel Termination, Channel Mileage Facility and Termination, Direct Trunked Transport, and Optional Features and Functions).

ACCESS SERVICE

2. **General Regulations** (Cont'd)

2.4 Payment Arrangements and Credit Allowance (Cont'd)

2.4.3 Credit Allowance for Service Interruption (Cont'd)

(B) When a Credit Allowance Applies (Cont'd)

(2) (Cont'd)

(d) Flat Rated Switched Access Service Rate Elements

For flat rated Switched Access Service rate elements, the monthly charge subject to application of a credit shall be the total of all the monthly rate element charges associated with the service (i.e., Entrance Facility, Direct Trunked Transport and Multiplexing).

(C) When a Credit Allowance Does Not Apply

No credit allowance will be made for:

- (1) Interruptions caused by the negligence of the customer.
- (2) Interruptions of a service due to the failure of equipment or systems provided by the customer or others.
- (3) Interruptions of a service during any period in which the Telephone Company is not afforded access to the premises where the service is terminated.

ACCESS SERVICE

2. **General Regulations** (Cont'd)

2.4 Payment Arrangements and Credit Allowance (Cont'd)

2.4.3 Credit Allowance for Service Interruption (Cont'd)

(C) When a Credit Allowance Does Not Apply (Cont'd)

(4) Interruptions of a service when the customer has released that service to the Telephone Company for maintenance purposes, to make rearrangements, or for the implementation of a change order during the time that was negotiated with the customer prior to the release of the service. Thereafter, a credit allowance as set forth in (B) preceding applies.

(5) Periods when the customer elects not to release the service for testing and/or repair and continues to use it on an impaired basis.

2.4.4 Re-establishment of Service Following Fire, Flood, or Other Occurrence

(A) Nonrecurring Charges Do Not Apply

Charges do not apply for the re-establishment of service for the same customer following an interruption resulting from a fire, flood or other occurrence attributed to an Act of God provided that:

(1) The service is of the same type as was provided prior to the interruption.

(2) The service is at the same location on the same premises.

(3) The re-establishment of service begins within 60 days after Telephone Company service is available.

ACCESS SERVICE

2. **General Regulations** (Cont'd)

2.4 Payment Arrangements and Credit Allowance (Cont'd)

2.4.4 Re-establishment of Service Following Fire, Flood, or Other Occurrence (Cont'd)

(B) Nonrecurring Charges Apply

Nonrecurring Charges apply for establishing service at a different location on the same premises or at a different premises pending re-establishment of service at the original location.

2.4.5 Access Services Provided by More Than One Telephone Company

Pursuant to FCC order in CC Docket No. 87-579, released August 29, 1988, the provisions contained in this tariff related to access services provided by more than one Telephone Company (meet point billing) which had been set to expire on August 31, 1988 will be effective until further notice.

Pursuant to the F.C.C.'s Memorandum Opinion and Order in C.C. Docket 87-579, released October 5, 1989, when more than one telephone company is involved in the provision of FGA access service, the local exchange carriers which are jointly providing the service shall enter into revenue-sharing agreements, with the dial tone office local exchange carrier billing the customer for both originating and terminating FGA usage.

When more than one Telephone Company is involved in the provisions of Access Services, the Telephone Companies involved will mutually agree upon one of the billing methods described in (A) or (B) following to bill for the transport or mileage portion of the service. The FCC, in its Memorandum Order and Opinion adopted July 20, 1987 and released July 31, 1987, has identified the alternative methods to be used when billing access services provided by more than one company. The Telephone Company will select one of the four options listed after agreeing to implement that method with the interconnecting companies.

ACCESS SERVICE

2. **General Regulations** (Cont'd)

2.4 Payment Arrangements and Credit Allowance (Cont'd)

2.4.5 Access Services Provided by More Than One Telephone Company
(Cont'd)

The Telephone Company will notify the customer which of the billing methods will be used. The customer will place the order for service as set forth in 5.9. The Telephone Company receiving the order or copy of the order from the customer will be responsible for billing the customer according to one of the FCC approved methods. Additionally, the Telephone Company shall provide 30 day advanced notification of any changes in the multiple carrier access billing arrangement.

(A) Single Bill Options

(1) Single Bill/Multiple Tariff

Under this arrangement, the Telephone Company and the interconnecting carrier companies determine a billing entity (the Telephone Company, the interconnecting carrier, or a third party). The billing entity will prepare a single access bill with each Telephone Company's charges separately identified. The customer then pays the billing entity for the access charges and the billing entity then pays each Telephone Company involved in the provision of the service. This method would require that the billing entity maintain in its billing system the applicable tariff rates and charges for all Telephone Companies involved with the access service.

ACCESS SERVICE

2. **General Regulations** (Cont'd)

2.4 Payment Arrangements and Credit Allowance (Cont'd)

2.4.5 Access Services Provided by More Than One Telephone Company
(Cont'd)

(A) Single Bill Options (Cont'd)

(2) Single Bill/Pass-Through Billing

Under this arrangement, a predetermined billing company would assemble a single access bill for the entire service provided. Each Telephone Company involved in the provision of the access service prepares an access bill (based on its own tariff) for its portion of the access service and forwards the bill to the billing company. The billing company would combine the various Telephone Company's bills into one access bill to be rendered to the customer.

(3) Single Bill/Single Tariff (LEC-to-LEC Access Billing)

Under this arrangement, the end office Telephone Company is responsible for billing the customer. Included in the Telephone Company's access rate structure would be the cost-based tariff charges of the other Telephone Companies involved in the provision of the access service. The Telephone Company bills the customer for the entire access service and is billed by the other Telephone Companies for the portion of access service they provide.

ACCESS SERVICE

2. **General Regulations** (Cont'd)

2.4 Payment Arrangements and Credit Allowance (Cont'd)

2.4.5 Access Services Provided by More Than One Telephone Company
(Cont'd)

(B) Multiple Bill Options

(1) Multiple Company/Multiple Tariff Billing

Under the arrangement, each Telephone Company providing service will bill the customer according to its tariff. Additionally, these access bills must use the same access minutes of use and include cross references to the other Telephone Company's bills, and common circuit identification. This method was described as the least preferable in the FCC's July 20, 1987 Memorandum Opinion and Order. The only issuing carriers selecting this option are those with technical limitations which prevent implementation of one of the single bill options.

(a) For Non-Distance Sensitive Rate Elements:

Local Transport rate elements with the exception of the Direct Trunked Facility elements are nondistance sensitive. The Local Transport rates described in 12.2.2(B) for these elements will apply to the total number of access minutes, terminations, or arrangements as appropriate. The rates charged for the

ACCESS SERVICE

2. **General Regulations** (Cont'd)

2.4 Payment Arrangements and Credit Allowance (Cont'd)

2.4.5 Access Services Provided by More Than One Telephone Company
(Cont'd)

(B) Multiple Bill Options (Cont'd)

(1) Multiple Company/Multiple Tariff Billing (Cont'd)

(a) For Non-Distance Sensitive Rate
Elements: (Cont'd)

portion of Local Transport provided by a connecting exchange Telephone Company will be based on the connecting exchange Telephone Company's access tariff and may be distance sensitive for all rate options.

(b) For Distance Sensitive Rate Elements:

The Direct Trunked Facility rate in Local Transport and the Channel Mileage Facility rate in Special Access provided by the Telephone Company are distance sensitive. The Direct Trunked Facility rate described in 12.2.2(B)(4)(a) and the Channel Mileage Facility Rate described in 12.2.3 will apply to the total number of miles determined using the following method.

- (i) Determine the appropriate mileage by computing the number of airline miles between the Telephone Company serving wire centers using the V&H method set forth in Section 7.4.3.

ACCESS SERVICE

- 2. **General Regulations** (Cont'd)
 - 2.4 Payment Arrangements and Credit Allowance (Cont'd)
 - 2.4.5 Access Services Provided by More Than One Telephone Company (Cont'd)
 - (B) Multiple Bill Options (Cont'd)
 - (1) Multiple Bill/Multiple Tariff Billing (Cont'd)
 - (b) For Distance Sensitive Rate Elements (Cont'd)
 - (ii) Determine the billing percentage (BP), as set forth in the NATIONAL EXCHANGE CARRIER ASSOCIATION TARIFF F.C.C. NO. 4, which represents the portion of the service provided by each Telephone Company.
 - (iii) Multiply the number of airline miles, as set forth in (i) preceding, times the BP for each Telephone Company, as set forth in (ii) preceding, times the Direct Trunked Facility or the Channel Mileage Facility rate as appropriate.

ACCESS SERVICE

2. **General Regulations** (Cont'd)

2.4 Payment Arrangements and Credit Allowance (Cont'd)

2.4.5 Access Services Provided by More Than One Telephone Company
(Cont'd)

(B) Multiple Bill Options (Cont'd)

(1) Multiple Bill/Multiple Tariff Billing (Cont'd)

(b) For Distance Sensitive Rate Elements
(Cont'd)

(iv) When three or more Telephone Companies are involved in providing an Access Service, the intermediate Telephone Company(s) will determine the appropriate charges as set forth in (iii) preceding.

(C) Determination of Rates and Charges

(1) Non-Distance Sensitive Rate Elements

(a) Entrance Facility Charge and/or Multiplexing Charges

When the Entrance Facility and/or Multiplexing equipment is located within the operating territory of an issuing carrier of this tariff, the Entrance Facility and/or Multiplexing charge will apply.

ACCESS SERVICE

2. **General Regulations** (Cont'd)

2.4 **Payment Arrangements and Credit Allowance** (Cont'd)

2.4.5 **Access Services Provided by More Than One Telephone Company**
(Cont'd)

(C) **Determination of Rates and Charges** (Cont'd)

(1) **Non-Distance Sensitive Rate Elements** (Cont'd)

(b) **Residual Interconnection Charge**

When the end office (which may be a Remote Switching Module or WATS Serving Office) is located within the operating territory of an issuing carrier of this tariff, the Residual Interconnection Charge will apply.

(c) **Tandem Switched Transport**

The Tandem Transport rate will apply for all originating and terminating access minutes routed over the facility. For originating toll free minutes only, a Joint Tandem Switched Transport rate applies in lieu of the Tandem Switching, Tandem Switched Facility and Tandem Switched Termination rates and is only billed by the tandem company that performs the tandem switching function.

(C)
—
(C)

When a tandem office is located within the operating territory of an issuing carrier of this tariff, the Tandem Switching rate will apply to all originating (excluding toll free) and terminating access minutes that are switched at the tandem.

(C)
(C)

The Tandem Transport rate is applied as set forth in Section 6.2.(A)1.(c) following. The Switched Access Nonrecurring Charges are applied as set forth in Section 6.7.1(A) following.

ACCESS SERVICE

2. **General Regulations** (Cont'd)

2.4 Payment Arrangements and Credit Allowance (Cont'd)

2.4.5 Access Services Provided by More Than One Telephone Company
(Cont'd)

(C) Determination of Rates and Charges (Cont'd)

(1) Non-Distance Sensitive Rate Elements (Cont'd)

(d) Direct Trunked Termination

The Direct Trunked Termination Rate is applied at each termination located in an office within the operating area of an issuing carrier in this tariff. If a segment of Direct Transport Facility is measured to the intermediate office(s), the Direct Trunked Termination is applied at the intermediate office(s).

(2) Distance Sensitive Rate Elements

(a) Direct Trunked Facility

The Direct Trunked Facility rate is applied as set forth in 2.4.5(B)(1)(b) above.

For Special Access, the Channel Mileage Facility rate is applied as set forth in 2.4.5(B)(1)(b) above.

ACCESS SERVICE

2. **General Regulations** (Cont'd)

2.4 Payment Arrangements and Credit Allowance (Cont'd)

2.4.5 Access Services Provided by More Than One Telephone Company
(Cont'd)

(C) Determination of Rates and Charges (Cont'd)

(2) Distance Sensitive Rate Elements (Cont'd)

(b) Special Access

The Special Access Channel Mileage Termination rate and nonrecurring charges are applied as set forth in Sections 7.1.1(B)(2) and 7.1.1(A) following at each location in an office within the operating area of an issuing carrier in this tariff. (Note: The BP is not applied to either the Channel Mileage Termination Recurring Rate or any Nonrecurring Charge.)

ACCESS SERVICE

2. **General Regulations** (Cont'd)

2.5 Connections

2.5.1 General

Customer Premise Equipment and Systems may be connected with Switched and Special Access Service furnished by the Telephone Company where such connection is made in accordance with the provisions specified in Technical Reference Publication AS No. 1 and in 2.1 preceding.

2.6 Definitions

Access Codes

The term "Access Code" with the exception of Feature Group B (FGB) with an Abbreviated Dial Arrangement (ADA), denotes a uniform five or seven digit access code assigned by the Telephone Company to an individual customer. The five digit code has the form 10XXX, and the seven digit code has the form 950-XXXX. Access codes for FGB with and ADA are explained in 6.3.2(D) following.

Access Order

An order to provide the customer with Switched Access Service or Special Access Service or changes to existing services.

Access Minute

The unit of usage of exchange facilities in intrastate service for the purpose of calculating chargeable usage. On the originating end of an intrastate call, usage is measured from the time the originating end user's call is delivered by the Telephone Company to, and acknowledged as received by, the customer's facilities connected with the originating exchange. On the terminating end of an intrastate call, usage is measured from the time the call is received by the end user in the terminating exchange. Timing of usage at both originating and terminating ends of an intrastate call shall terminate when the calling or called party disconnects, whichever event is recognized first in the originating and terminating end exchanges, as applicable.

ACCESS SERVICE

2. **General Regulations** (Cont'd)

2.6 Definitions (Cont'd)

Access Tandem

A Telephone Company or centralized equal access provider switching system that provides a concentration and distribution function for originating or terminating traffic between end offices and a customer's premises.

Answer/Disconnect Supervision

The transmission of the switch trunk equipment supervisory signal (off-hook or on-hook) to the customer's point of termination as an indication that the called party has answered or disconnected.

Automatic Number Identification (ANI)

The Multi-Frequency (MF) signaling parameter that identifies the billing number of the calling party.

(N)
|
(N)

Balance (100 Type) Test Line

An arrangement in an end office which provides for balance and noise testing.

Business Day

The times of day that a company is open for business. Business Day hours for the Telephone Company may be determined by contacting the business office.

Busy Hour Minutes of Capacity (BHMC)

The customer specified maximum amount of Switched Access Service access minutes the customer expects to be handled in an end office switch during any hour in an 8:00 A.M. to 11:00 P.M. period for the Switched Access Service ordered. This customer furnished BHMC quantity is the input data the Telephone Company uses to determine the number of transmission paths for the Switched Access Service ordered.

ACCESS SERVICE

2. General Regulations (Cont'd)

2.6 Definitions (Cont'd)

Call

A customer attempt for which the complete address code (e.g., 0-, 911, or 10 digits) is provided to the serving dial tone office.

Calling Party Number (CPN)

(N)

The SS7 signaling parameter that identifies the subscriber line number or directory number of the calling party.

(N)

Carrier or Common Carrier

See Interexchange Carrier.

CCS

A standard unit of traffic load that is equal to 100 seconds of usage or capacity of a group of servers (e.g., trunks). Also known as "100 call seconds".

Central Office

A local Telephone Company switching system where Telephone Exchange Service customer station loops are terminated for purposes of interconnection to each other and to trunks.

Channels

A communications path between two or more points of termination.

Charge Number

(N)

The SS7 signaling parameter that identifies the billing telephone number of the calling party.

(N)

Coin Station

A location where Telephone Company equipment is provided in a public or semipublic place where Telephone Company customers can originate telephonic communications and pay the applicable charges by inserting coins into the equipment.

ACCESS SERVICE

2. **General Regulations** (Cont'd)

2.6 **Definitions** (Cont'd)

Common Channel Signaling (CCS)

The term "Common Channel Signaling" (CCS) denotes a high speed packet switched communications network which is separate (out of band) from the public packet switched and message networks. Its purpose is to carry addressed signaling messages for individual trunk circuits and/or database related services between Signaling Points in the CCS network.

Common Channel Signaling Access Capability (CCSAC)

The term "Common Channel Signaling Access Capability" denotes the connection between the customer's point of presence and the Signal Transfer Point (STP) designated by the Telephone Company for the transport of signaling information.

Common Line

A line, trunk, pay telephone line or other facility provided under the general and/or local exchange service tariffs of the Telephone Company, terminated on a central office switch. A common line-residence is a line or trunk provided under the residence regulations of the local exchange service tariffs. A common line-business is a line provided under the business regulations of the general and/or local exchange service tariffs.

Communications System

Channels and other facilities which are capable of communications between terminal equipment provided by other than the Telephone Company.

ACCESS SERVICE

2. **General Regulations** (Cont'd)

2.6 **Definitions** (Cont'd)

Conventional Signaling

The inter-machine signaling system which has been traditionally used in North America for the purpose of transmitting the called number's address digits from the originating end office to the switching machine that will terminate the call. In this system, all of the dialed digits are received by the originating switching machine, a path is selected, and the sequence of supervisory signals and outputted digits is initiated. No overlap outputting, ten-digit ANI, ANI information digits, or acknowledgement wink are included in this signaling sequence.

Customer Designated Premises

The premises specified by the customer for the provision of Access Service.

Customer Message

A completed interstate call originated by a customer's end user. A customer message begins when answer supervision from the premise of the ordering customer is received by Telephone Company recording equipment indicating that the called party has answered. A message ends when disconnect supervision is received by Telephone Company recording equipment from either the premise of the ordering customer or the customer's end user premise from which the call originated.

Customers

Any individual, partnership, association, joint-stock company, trust, corporation, or governmental entity or other entity which subscribes to the services offered under this tariff, including but not limited to, Interexchange Carriers (ICs), End Users and other telecommunications carriers or providers originating or terminating Toll VoIP-PSTN Traffic.

(C)
|
(C)

Data Transmission (107 Type) Test Line

An arrangement which provides for a connection to a signal source which provides test signals for one-way testing of data and voice transmission parameters.

ACCESS SERVICE

2. **General Regulations** (Cont'd)

2.6 Definitions (Cont'd)

Detail Billing

The listing of each message and/or rate element for which charges to a customer are due on a bill prepared by the Telephone Company.

Direct-Trunked Transport

The term "Direct-Trunked Transport" denotes transport from the serving wire center to the end office or from the serving wire center to the access tandem on circuits dedicated to the use of a single customer.

Effective 2-Wire

A condition which permits the simultaneous transmission in both directions over a channel, which does not insure independent information transmission in both directions. Effective 2-wire channels may be terminated with 2-wire or 4-wire interfaces.

Effective 4-Wire

A condition which permits the simultaneous independent transmission of information in both directions over a channel. The method of implementing effective 4-wire transmission is at the discretion of the Telephone Company (physical, time domain, frequency-domain separation or echo cancellation techniques).

End Office Switch

A local Telephone Company switching system where Telephone Exchange Service customer common lines are terminated for purposes of interconnection to trunks. Included are Remote Switching Modules and Remote Switching Systems served by a host office in a different wire center.

ACCESS SERVICE

2. **General Regulations** (Cont'd)

2.6 **Definitions** (Cont'd)

End User

Any customer of an intrastate telecommunications service that is not a carrier, except that a carrier shall be deemed to be an "end user" to the extent that such carrier uses a telecommunications service for administrative purposes, without making such service available to others, directly or indirectly.

Entrance Facility

The term "Entrance Facility" denotes a Switched Access Service dedicated Local Transport facility between the customer's serving wire center and the customer's designated premises.

Entry Switch

See First Point of Switching

Exchange

A unit generally smaller than a local access and transport area, established by the Telephone Company for the administration of communications service in a specified area which usually embraces a city, town or village and its environs. It consists of one or more central offices together with the associated facilities used in furnishing communications service within that area. The exchange includes any Extended Area Service Area that is an enlargement of a Telephone Company's exchange area to include nearby exchanges.

ACCESS SERVICE

2. **General Regulations** (Cont'd)

2.6 Definitions (Cont'd)

Exit Message

The term "Exit Message" denotes an SS7 message sent to an end office by the Telephone Company's tandem switch to mark the Carrier Connect Time when the Telephone Company's tandem switch sends an Initial Address Message to an interexchange customer.

First Point of Switching

The first Telephone Company or centralized equal access provider location at which switching occurs on the terminating path of a call proceeding from the customer premises to the terminating end office and, at the same time, the last Telephone Company or centralized equal access provider location at which switching occurs on the originating path of a call proceeding from the originating end office to the IC or customer premises.

Host Office

An electronic switching system which provides call processing capabilities for one or more Remote Switching Modules or Remote Switching Systems.

Immediately Available Funds

A corporate or personal check drawn on a bank account for which funds are available for use by the receiving party on the same day on which they are received and include U.S. Federal Reserve bank wire transfers, U.S. Federal Reserve notes (paper cash), U.S. coins, U.S. Postal Money Orders and New York Certificates of Deposit.

ACCESS SERVICE

2. **General Regulations** (Cont'd)

2.6 Definitions (Cont'd)

Individual Case Basis

A condition in which the regulations, if applicable, rates and charges for an offering under the provisions of this tariff are developed based on the circumstances in each case.

Initial Address Message

The term "Initial Address Message" denotes an SS7 message sent in the forward direction to initiate trunk set up, reserve an outgoing trunk and process the information about that trunk along with other data relating to the routing and handling of the call to the next switch.

Interconnection Point

The V and H coordinate as determined in the NATIONAL EXCHANGE CARRIERS ASSOCIATION TARIFF F.C.C. NO. 4 of a point where facilities of the Telephone Company meets facilities of a connecting exchange telephone company.

Interexchange Carrier (IC) or Interexchange Common Carrier

Any individual, partnership, association, joint-stock company, trust, governmental entity or corporation engaged for hire in intrastate communication by wire or radio, between two or more exchanges.

Internet Protocol (IP) Signaling

A packet data-oriented protocol used for communicating call signaling information.

(N)
|
(N)

Interstate Call

A term which denotes both interstate and foreign communications.

ACCESS SERVICE

2. General Regulations (Cont'd)

2.6 Definitions (Cont'd)

Intrastate Call

Any communications within a state subject to oversight by the state regulatory commission.

Joint Tandem Switched Transport

The term "Joint Tandem Switched Transport" denotes the rate element accessible for the transmission of originating toll free minutes. The rate element includes both the transport between the end office and the tandem switch and the tandem switching. It does not include transport of traffic over dedicated transport facilities between the service wire center and the tandem switching office.

(N)
—
(N)

Line Side Connection

A connection of a transmission path to the line side of a local exchange switching system.

Local Access and Transport Area

A geographic area established for the provision and administration of communications service. It encompasses one or more designated exchanges, which are grouped to serve common social, economic and other purposes.

Loop Around Test Line

An arrangement utilizing a Telephone Company central office to provide a means to make certain two-way transmission tests on a manual basis. This arrangement has two central office terminations, each reached by means of separate telephone numbers and does not require any specific customer premises equipment. Equipment subject to this test arrangement is at the discretion of the customer.

Message

See "Call".

ACCESS SERVICE

2. **General Regulations** (Cont'd)

2.6 Definitions (Cont'd)

Milliwatt (102 Type) Test Line

An arrangement in an end office which provides a 1004 Hz tone at 0 dBm0 for one-way transmission measurements towards the customer's premises from the Telephone Company end office.

Multi-Frequency (MF) Signaling

An in-band signaling method in which call signaling information is transmitted between network switches using the same voiceband channel used for voice.

(N)
|
(N)

Net Salvage

The estimated scrap, sale, or trade-in value, less the estimated cost of removal. Cost of removal includes the costs of demolishing, or otherwise disposing of the material and any other applicable costs. Since the cost of removal may exceed salvage value, net salvage may be negative.

Network Control Signaling

The transmission of signals used in the telecommunications system which perform functions such as supervision (control, status, and charge signals), address signaling (e.g., dialing), calling and called number identifications, rate of flow, service selection error control and audible tone signals (call progress signals indicating re-order or busy conditions, alerting, coin denomination, coin collect and coin return tones) to control the operation of the telecommunications system.

Nonsynchronous Test Line

An arrangement in step-by-step end offices which provides operational tests which are not as complete as those provided by the synchronous test lines, but can be made more rapidly.

ACCESS SERVICE

2. **General Regulations** (Cont'd)

2.6 **Definitions** (Cont'd)

North American Numbering Plan

A three-digit area (Numbering Plan Area) code and a seven-digit telephone number made up of a three-digit Central Office code plus a four-digit station number.

Off-Hook

The active condition of Switched Access or a Telephone Exchange Service line.

On-Hook

The idle condition of Switched Access or a Telephone Exchange Service line.

Open Circuit Test Line

An arrangement in an end office which provides an ac open circuit termination of a trunk or line by means of an inductor of several Henries.

Originating Direction

The use of access service for the origination of calls from an End User Premises to a Customer's Premises.

(C)

Overlap Outpulsing

The feature of the exchange access signaling system which permits initiation of pulsing to the customer's premises before the calling subscriber has completed dialing an originating call.

ACCESS SERVICE

2. **General Regulations** (Cont'd)

2.6 Definitions (Cont'd)

Pay Telephone

Telephone Company provided instruments and related facilities that are available to the general public for public convenience and necessity, including public and semi-public telephones, and coinless telephones.

Point of Termination

The point of demarcation within a customer-designated premises at which the Telephone Company's responsibility for the provision of Access Service ends.

Premises

A building or buildings on continuous property (except Railroad Right-of-Way, etc.) not separated by a public highway.

Primary Exchange Carrier

Denotes the Local Exchange Telephone Company in whose exchange a customer's first point of switching (i.e., dial tone office for FGA) is located.

Prime Service Vendor

The term "Prime Service Vendor" denotes the status of the telephone company when contracting directly with the user of TSP service.

Release Message

The term "Release Message" denotes an SS7 Message sent in either direction to indicate that a specific circuit is being released.

ACCESS SERVICE

2. **General Regulations** (Cont'd)

2.6 Definitions (Cont'd)

Remote Switching Modules and/or Remote Switching Systems

Small, remotely controlled electronic end office switches which obtain their call processing capability from an ESS-type Host Office. The Remote Switching Modules and/or Remote Switching Systems cannot accommodate direct trunks.

(C)

Registered Equipment

The customer's premises equipment which complies with and has been approved within the Registration Provisions of Part 68 of the F.C.C.'s Rules and Regulations.

Secondary Exchange Carrier

Denotes the Local Exchange Telephone Company in whose exchange a FGA customer's end users' end office is located and where the customer's first point of switching is provided by a Primary Exchange Carrier who is not the same Exchange Carrier as the Secondary Exchange Carrier.

Service Access Code

The term "Service Access Code" denotes a 3 digit code in the NPA format which is used as the first three digits of a 10 digit address and which is assigned for special network uses. Whereas NPA codes are normally used for identifying specific geographical areas, certain Service Access Codes have been allocated in the North American Numbering Plan to identify generic services or to provide access capability. Examples of Service Access Codes include the Toll Free Number and 900 codes. Service Access Codes may be routed through Interim NXX Translation or through a data base.

Service Switching Point (SSP)

A Service Switching Point denotes an end office or tandem which, in addition to having SS7 and SP capabilities, is also equipped to query centralized data bases.

ACCESS SERVICE

2. General Regulations (Cont'd)

2.6 Definitions (Cont'd)

Serving Wire Center

The wire center from which the customer designated premises would normally obtain dial tone from the Telephone Company.

Shortage of Facilities or Equipment

A condition which occurs when the Telephone Company does not have appropriate cable, switching capacity, bridging or, multiplexing equipment, etc., necessary to provide the Access Service requested by the customer.

Short Circuit Test Line

An arrangement in an end office which provides for an ac short circuit termination of a trunk or line by means of a capacitor of at least four microfarads.

Signaling Point (SP)

The term "Signaling Point" (SP) denotes an SS7 network interface element capable of originating and terminating SS7 trunk signaling messages.

Signaling Point Of Interface (SPOI)

The term "Signaling Point of Interface" (SPOI) denotes the interface point between the Telephone Company and its Access customers for purposes of exchanging SS7 Signaling messages for CCS services.

Signaling System Seven (SS7)

The term "Signaling System Seven" (SS7) denotes the layered protocol used for standardized Common Channel Signaling in the United States.

ACCESS SERVICE

2. **General Regulations** (Cont'd)

2.6 **Definitions** (Cont'd)

Signaling Transfer Point (STP)

The term "Signaling Transfer Point" (STP) denotes a packet switch providing CCS Network Access that performs CCS message routing and screening.

Subcontractor

The term "Subcontractor" denotes the status of the Telephone Company when contracting directly with a Prime Service Vendor to provide TSP to a service user.

Subtending End Office of an Access Tandem

An end office that has final trunk group routing through that tandem.

Synchronous Test Line

An arrangement in an end office which performs marginal operational tests of supervisory and ring-tripping functions.

Tandem Switched Transport

The term "Tandem Switched Transport" denotes transport from the serving wire center to the end office, or from the tandem to the end office, that is switched at a tandem. It also denotes transport from a host office to a remote switching office.

ACCESS SERVICE

2. **General Regulations** (Cont'd)

2.6 **Definitions** (Cont'd)

Terminating Direction

The use of Access Service for the completion of calls from a Customer’s premises to an End User Premises. (C)

Termination Liability

The amount which will be billed if services using specially constructed facilities are terminated prior to the expiration of the Termination Liability Period.

Toll Free Number Database

The term “Toll Free Number (TFN) Database” refers to the use of database technology to determine to which access customer an originating TFN call is to be delivered. An originating TFN call is a call made with the prefix 1+800, 1+888, 1+866, 1+855, 1+844, 1+833 or 1+822. These calls may also be referred to as 8XX calls. The TFN Database routes calls to an access customer based on the dialed ten digit TFN number. Initially, the Toll Free Number Database will provide routing information for calls utilizing 800 and 888 toll free numbers. The Toll Free Number Database will be expanded, as required, at a later date to include routing for 877, 855, 844, 833 and 822 toll free numbers. Until that time, toll free number calls, other than those originated as 1+800 or 1+888, will not be completed.

Toll VoIP-PSTN Traffic

The term “Toll VoIP-PSTN Traffic” denotes a Customer’s interexchange voice traffic exchanged with the Telephone Company in Time Division Multiplexing format over PSTN facilities, which originates and/or terminates in Internet Protocol (IP) format. “Toll VoIP-PSTN Traffic” originates and/or terminates in IP format when it originates from and/or terminates to an End User Customer of a service that requires IP-compatible Customer Premises Equipment.

(N)
|
(N)

Transmission Measuring (105 Type) Test Line

An arrangement in an end office which provides far-end access to a recorder and permits two-way loss and noise measurements to be made on trunks from a near end office.

Transmission Path

An electrical path capable of transmitting signals within the range of the service offering, e.g., a voice grade transmission path is capable of transmitting voice frequencies within the approximate range of 300 to 3000 Hz. A transmission path is comprised of physical or derived facilities consisting of any form or configuration of plant typically used in the telecommunications industry.

ACCESS SERVICE

2. **General Regulations** (Cont'd)

2.6 **Definitions** (Cont'd)

Trunk

A communications path connecting two switching systems in a network, used in the establishment of an end-to-end connection.

Trunk Group

A set of trunks which are traffic engineered as a unit for the establishment of connections between switching systems in which all of the communications paths are interchangeable.

Trunk Side Connection

The connection of a transmission path to the trunk side of a local exchange switching system. This type of connection is used when providing FGB, FGC, or FGD Switched Access Service.

Two-Wire to Four-Wire Conversion

An arrangement which converts a four-wire transmission path to a two-wire transmission path to allow a four-wire facility to terminate in a two-wire entity (e.g., a central office switch).

ACCESS SERVICE

2. General Regulations (Cont'd)

2.6 Definitions (Cont'd)

Uniform Service Order Code

A three or five character alphabetic, numeric, or an alphanumeric code that identifies a specific item of service or equipment. Uniform Service Order Codes are used in the Telephone Company billing system to generate recurring rates and nonrecurring charges.

V and H Coordinates Method

A method of computing airline miles between two points by utilizing an established formula which is based on the vertical and horizontal coordinates of the two points.

WATS Serving Office

The term "WATS Serving Office" denotes a Telephone Company designated serving wire center where switching, screening and/or recording functions are performed in connection with the closed-end of WATS or WATS-type services.

Wire Center

A building in which one or more central offices, used for the provision of Telephone Exchange Services, are located.

ACCESS SERVICE

3. **Carrier Common Line Access Service**

3.1 **General**

Carrier Common Line Access Service provides for the use of Telephone Company common lines by customers for access to End Users to furnish Intrastate Communications.

3.2 **Regulations, Rates and Charges**

Regulations, Rates and Charges for Carrier Common Line Access Service are the same as those set forth in Section 3. of the Illinois Small Company Exchange Carrier Association Tariff ILL C.C. No. 1.

ACCESS SERVICE

4.

RESERVED FOR FUTURE USE

ACCESS SERVICE

5. **Ordering Options for Switched and Special Access Service**

5.1 General

This section sets forth the order related regulations and charges for Switched and Special Access Services. These regulations and charges are in addition to other applicable regulations and charges as set forth in other sections of this tariff.

5.1.1 Ordering Conditions

A customer may order any number of services of the same type and between the same premises on a single Access Order.

The ordering customer must provide a copy of the access order to the Telephone Company. The customer shall provide all information necessary for the Telephone Company to provide and bill for the requested service. In addition to the order information required in 5.2 following, the customer must also provide:

- Customer name and premises address(es)
- Billing name and address (when different from customer name and address)
- Customer contact name(s) and telephone number(s) for the following provisioning activities:
 1. order negotiation
 2. order confirmation
 3. interactive design
 4. installation
 5. billing

Orders for Feature Group A Switched Access Service shall be in lines.

Orders for Feature Groups B, C, and D Switched Access Service shall be in trunks.

ACCESS SERVICE

5. **Ordering Options for Switched and Special Access Service** (Cont'd)

5.1 General (Cont'd)

5.1.2 Provision of Other Services

Other services as described in 9.1 and 9.2 may be ordered in conjunction with the order for Access Service. All rates and charges set forth in 12.1.5 will apply in addition to the rates and charges for the Access Service with which they are associated.

5.2 Access Order

An Access Order is used by the Telephone Company to provide a customer Access Service as follows:

- Switched Access Service as set forth in Section 6
- Special Access Service as set forth in Section 7
- Other Services as set forth in Section 9

When ordering Switched Access service, the customer must specify whether the service is to be provided as (1) Direct Trunked Transport to the end office, (2) Direct Trunked Transport to a tandem which connects with Tandem Switched Transport from the tandem to the end office, or (3) Tandem Switched Transport to the end office. When all or a portion of service is ordered as Direct Trunked Transport, the customer must specify the type and quantity of Direct Trunked Transport facility (e.g., Voice Grade or High Capacity DS1).

ACCESS SERVICE

5. **Ordering Options for Switched and Special Access Service** (Cont'd)

5.2 Access Order (Cont'd)

The customer must also specify the type of Entrance Facility (e.g. Voice Grade or High Capacity) to be used for Switched Access. High Capacity Facilities are available only in certain end offices where technologically feasible. For High Capacity Entrance Facility, the customer must specify the facility assignment and the channel assignment for each trunk.

When ordering Switched Access Service to be combined with High Capacity Special Access Service, the customer must specify the facility assignment and the channel assignment.

Direct Trunked Transport is available at all tandems and at all end offices except those identified in NATIONAL EXCHANGE CARRIER ASSOCIATION, INC. TARIFF F.C.C. NO. 4. as not having the capability to provide Direct Trunked Transport. Direct Trunked Transport is not available: (1) from end offices that provide equal access through a centralized equal access arrangement, (2) from end offices that lack recording or measurement capability, and (3) from Non-Service Switching Point (SSP) equipped end offices that can not accommodate direct trunking of originating 800 calls.

A customer's Local Transport may be connected to the Entrance Facility of another customer, providing the other customer submits a Letter of Authorization for this connection and assumes full responsibility for the cost of the Entrance Facility.

When the customer has both Tandem Switched Transport and Direct Trunked Transport at the same end office, the customer will be provided Alternate Traffic Routing as set forth in 6.3.6(A)(1)(n) following.

(A) Feature Group A Switched Access Service

Orders for Feature Group A Switched Access Service shall be in lines.

ACCESS SERVICE

5. **Ordering Options for Switched and Special Access Service** (Cont'd)

5.2 Access Order (Cont'd)

(A) Feature Group A Switched Access Service (Cont'd)

When placing an order for Access Service, the customer shall provide, at a minimum, the following information:

- (1) The number of lines and the first point of switching (i.e., dial tone office).
- (2) The customer shall specify whether the off-hook supervisory signaling is provided by the customer's equipment before the called party answers, or is forwarded by the customer's equipment when the called party answers.
- (3) The customer shall specify which lines are to be arranged in multiline hunt group arrangements and which are to be provided as single lines.
- (4) A projected Percentage of Intrastate Use (PIU) as specified in 2.3.9.
- (5) The Interexchange Carrier to which the service connected or, in the alternative, specify the means by which the FGA access communications are transported to another state.

(B) Feature Group B Switched Access Service

- (1) The number of trunks.
- (2) The end office when direct routing to the end office is desired, except when FGB is provided through a centralized equal access arrangement.
- (3) The access tandem switch when routing is desired via an access tandem switch.
- (4) The trunks that are to be arranged in trunk group arrangements or provided as single trunks for terminating only access minutes.

ACCESS SERVICE

5. **Ordering Options for Switched and Special Access Service** (Cont'd)

5.2 Access Order (Cont'd)

(B) Feature Group B Switched Access Service (Cont'd)

- (5) A projected Percentage of Intrastate Use (PIU) as specified in Section 2.3.9, preceding.
- (6) The access code dialing arrangement (i.e., uniform access code of 950-XXX or an Abbreviated Dialing Arrangement (ADA) access code of N or NX).

(C) Feature Group C and Feature Group D Switched Access Service

- (1) The Telephone Company end office where service is requested or the access tandem switch for non MTS/WATS providers.
- (2) The number and type of busy hour minutes of capacity (BHMC) requested by Feature Group from the customer designated premises to the end office.
- (3) The customer designated premises where service is requested.
- (4) Any Customer Identification Function for Interim NXX Translation Service Access Code options requested.
- (5) When Feature Group C or D Switched Access Service is ordered with the Interim NXX Translation optional feature, the initial order for the Interim NXX Translation optional feature shall specify the NXX code(s) to be translated within the entire LATA or Market Area. The initial and subsequent orders to add, change, or delete Service Access Codes shall be placed separately or in combination with orders to change Feature Group C or D Switched Access BHMC. Customer assigned NXX codes which have not been ordered will be blocked.

ACCESS SERVICE

5. **Ordering Options for Switched and Special Access Service** (Cont'd)

5.2 Access Order (Cont'd)

(C) Feature Group C and Feature Group D Switched Access Service
(Cont'd)

- (6) Customers order FGD by specifying the number of trunks desired between customer designated premises and an entry switch. When ordering by trunk quantities rather than BHMC quantities to an access tandem, the customer must also provide the Telephone Company an estimate of the amount of traffic it will generate to and/or from each end office subtending the access tandem to assist the Telephone Company in its own efforts to project future facility requirements.
- (7) For Toll Free Number Data Base Access Service, as described in 6.1.3(A) & (C) following, the customer must order FGC or FGD to those access tandems or end offices designated as Service Switching Points (SSP) for Toll Free Number Data Base Access Service in the NATIONAL EXCHANGE CARRIER ASSOCIATION, INC. TARIFF F.C.C NO. 4, WIRE CENTER INFORMATION. Direct trunk routes can only be provided from end offices equipped to query centralized data bases. All traffic originating from end offices not equipped to provide SS7 signaling and routing require routing via an access tandem where SSP functionality is available. (C)
(C)
- (8) A projected Percentage of Intrastate Use (PIU) as set forth in 2.3.9 preceding.

ACCESS SERVICE

5. Ordering Options for Switched and Special Access Service (Cont'd)

5.2 Access Order (Cont'd)

(D) For Feature Group C and Feature Group D with SS7 Signaling, in addition to the information listed in (C) preceding, the customer shall specify:*

- (1) A reference to existing signaling connections or reference to a related signaling connection order.
- (2) SS7 Signaling Local Switching options, if any.
- (3) The number of BHMC or trunks required for or to be converted to an SS7 Signaling capability.
- (4) Optional features as specified in Section 6.

(E) Special Access Service and Direct Trunked Transport Services

- (1) The type of service requested (Voice Grade, Digital Data, etc.).
- (2) The customer designated premises or hubs involved.
- (3) The channel interface, technical specification package and options desired.
- (4) When requesting Special Access or Direct Trunked Transport Service, the customer must certify that the traffic consists of more than ten percent interstate traffic.
- (5) Where the Special Access Service is exempt from the Special Access Surcharge as set forth in Section 7. following the customer shall furnish with the order the certification as set forth in Section 7. following.
- (6) When placing an order for Ethernet Transport Service (ETS), the customer must specify the customer designated premises, the type(s) of ETS Port Interface(s), the speed for each ETS Port; the number and bandwidth capacity for each ETS Channel Termination (ETS CT), ETS Ethernet Virtual Connection (ETS EVC) and ETS Extended Ethernet Virtual Connection (ETS E-EVC) associated with an ETS Port, and options desired, if applicable.

(N)
|
(N)

* SS7 Signaling is available only where technically feasible.

ACCESS SERVICE

5. **Ordering Options for Switched and Special Access Service** (Cont'd)

5.2 Access Order (Cont'd)

(E) Special Access Services and Direct Trunked Transport Services
(Cont'd)

- (6) Special Access or Direct Trunked Transport Service may be ordered for connection with FGA, FGB, FGC or FGD Switched Access Service at Telephone Company designated WATS Serving Offices (WSOs) for the provision of WATS or WATS-type Services and may be ordered separately by a customer other than the customer which orders the FGA, FGB, FGC or FGD Switched Access Service. For the Special Access Service the customer shall specify the customer designated premises at which the Special Access Service terminates, the type of line (i.e., two-wire or four-wire), the type of calling (i.e., originating, terminating, or two way) and the type of Supervisory Signaling.

When the optional screening, switching and/or recording functions are not provided at the customer serving wire center, Channel Mileage, as set forth in 7.2.1 following, must be ordered between that wire center and the nearest WSO where the screening, switching and/or recording functions can be provided.

5.3 Traffic Engineering Responsibilities

(A) Determination of Busy Hour Minutes of Capacity (BHMC)

It is the responsibility of the customer to determine the BHMC when ordering FGC, FGD, or CCSAC Switched Access Service.

The BHMC may be determined by the customer in the following manner. For each day (8 am to 11 pm, Monday through Friday, excluding national holidays), the customer shall determine the highest number of minutes of use for a single hour (e.g., 55 minutes in the 10-11 AM hour). The customer shall, for the same hour period (i.e., busy hour) for each of twenty consecutive

ACCESS SERVICE

5. **Ordering Options for Switched and Special Access Service** (Cont'd)

5.3 **Calculation of Busy Hour Minutes of Capacity (BHMC)** (Cont'd)

(A) **Determination of Busy Hour Minutes of Capacity (BHMC)** (Cont'd)

business days, pick the twenty consecutive business days in a calendar year which add up to the largest number of minutes of use. Both originating and terminating minutes shall be included. The customer shall then determine the average busy hour minutes of capacity (i.e., BHMC) by dividing the largest number of minutes of use figure for the same hour period for the consecutive twenty business day period by 20. This computation shall be performed for each end office the customer wishes to serve.

The total BHMC by type for each end office will be converted to transmission paths using standard Telephone Company traffic engineering methods.

(B) **Determination of SS7 Signaling Connections**

For Feature Group C or Feature Group D with SS7 Signaling, the customer shall work cooperatively with the Telephone Company or its agent for CCSAC interconnection to determine the number of signaling connections required to handle its signaling traffic.

5.4 **Access Order Service Intervals**

To the extent the Access Service can be made available with reasonable effort, the Telephone Company will provide Access Service in accordance with the customer's requested interval. The Telephone Company is not responsible for any delays caused by any other connecting exchange telephone company in the provision of service to the customer's point of termination.

If in order to meet the customer's requested service date, work must be performed outside scheduled work hours, Additional Labor charges as described in Section 9 will apply.

ACCESS SERVICE

5. **Ordering Options for Switched and Special Access Service** (Cont'd)

5.4 Access Order Service Intervals (Cont'd)

When the Telephone Company has identified in NECA Tariff F.C.C. No. 4, Wire Center Information that it has not received a bona fide request for Direct Trunked Transport and a customer subsequently orders Direct Trunked Transport, the Telephone Company will work cooperatively with the customer to provide Direct Trunked Transport within 90 days of receipt of an order.

5.5 Access Order Modifications

The customer may request a modification of its Access Order prior to the service date. The Telephone Company will make every effort to accommodate a requested modification when it is able to do so with the normal work force assigned to complete such an order within normal business hours. If the modification cannot be made with the normal work force during normal business hours, the Telephone Company will notify the customer that additional labor and/or engineering charges will apply. If the customer still desires the Access Order modification and agrees to any additional charges which may apply, the Telephone Company will schedule a new service date. Additional labor or engineering charges as described in Section 9 will apply.

(A) Service Date Change

Access Order service dates may be changed, but the new service date may not exceed the original service date by more than 30 calendar days. If the customer requested service date is more than 30 calendar days after the original service date, the order will be cancelled by the Telephone Company and reissued. The appropriate cancellation charges as set forth in 5.6 will apply. If the Telephone Company determines it can accommodate the customer's request with the normal work force during normal business hours and without delaying service dates for orders of other customers, a new service date may be established that is prior to the original service date. No charges will apply. If the requested service date

ACCESS SERVICE

5. **Ordering Options for Switched and Special Access Service** (Cont'd)

5.5 **Access Order Service Modifications** (Cont'd)

(A) **Service Date Change** (Cont'd)

is changed to an earlier date, and the Telephone Company determines additional labor or extraordinary costs are necessary to meet the request, the customer will be notified by the Telephone Company that Additional Labor Charges as described in Section 9 may apply.

(B) **Change in Lines or Capacity**

Any increase in the number of Special Access Service channels or Switched Access Service lines, trunks or busy hour minutes of capacity will be treated as a new Access Order (for the increased amount only).

Any decrease in the number of ordered Special Access Service channels or Switched Access Service lines, trunks or busy hour minutes of capacity will be treated as a partial cancellation and the charges as set forth in Section 5.6 following will apply.

5.6 **Cancellation of an Access Order**

- (A) A customer may cancel an Access Order for the installation of service on any date prior to the service date. The cancellation date is the date the Telephone Company receives written or verbal notice from the customer that the order is to be cancelled. The verbal notice must be followed by written confirmation within 10 days. If the customer is unable to accept Access Service within 30 days after the service date, at the customer's option, service will be cancelled and charges set forth in (B) following will apply, or billing for the access service will commence on the 31st day after the service date.

ACCESS SERVICE

5. **Ordering Options for Switched and Special Access Service** (Cont'd)

5.6 **Cancellation of an Access Order** (Cont'd)

- (B) When a customer cancels an Access Order, a Cancellation Charge will apply as follows:
- (1) Installation of Switched or Special Access Service facilities is considered to have started when the Telephone Company incurs any cost in connection with the installation. Where installation of access facilities has been started prior to the cancellation, the charges specified in (a) or (b) following, whichever is less, shall apply.
 - (a) A charge equal to the nonrecoverable cost of equipment and material ordered, provided or used, plus the nonrecoverable cost of installation and removal including the costs of engineering, labor, supervision, transportation, right-of-way and other associated costs less actual net salvage received after disposal of facilities.
 - (b) The charge for the minimum period of Switched or Special Access Service ordered by the customer.
 - (2) Where the customer cancels an Access Order prior to the start of installation of access facilities, no charges shall apply.
- (C) If the Telephone Company misses a service date by more than 30 days due to circumstances over which it has direct control (excluding, e.g., Acts of God, governmental requirements, work stoppages and civil commotions), the customer may cancel the Access Order without incurring cancellation charges.

ACCESS SERVICE

5. **Ordering Options for Switched and Special Access Service (Cont'd)**

5.7 Selection of Facilities for Access Orders

The Telephone Company will make a reasonable effort to accommodate a customer request for a specific transmission path. The Telephone Company will make the final determination as to transmission paths utilized in the provision of service.

5.8 Minimum Period

The minimum period for which Access Service is provided and for which charges are applicable is one month.

When Access Service is disconnected prior to the expiration of the minimum period, charges are applicable for the balance of the minimum period.

The Minimum Period Charge for monthly billed services will be determined as follows:

- (A) For Switched Access Service the minimum period charge is set forth in Section 6.7.3.

Switched Access usage rated services (i.e., End Office, Common Line, Tandem Switched Transport, and Residual Interconnection Charge) have no minimum period. The minimum period for which all other Access Service is provided and for which charges are applicable, is one month.

- (B) For Special Access Service and flat rated Switched Access Service, the charge for a month or fraction thereof is the applicable monthly rates for the service as set forth in Sections 12.2.2(B)(1) & (4) and 12.2.3 following, plus any optional features or nonrecurring charges that may apply.

ACCESS SERVICE

5. **Ordering Options for Switched and Special Access Service** (Cont'd)

5.8 **Minimum Period** (Cont'd)

(B) (Cont'd)

The minimum period for Program Audio Special Access Services is one day even though the service will be provided only for the duration of the event specified on the order (e.g., one-half hour, two hours, five hours, etc.). The minimum period for Switched Access High Capacity DS1 Entrance Facilities and Direct Trunked Transport is one month. The minimum period for High Capacity DS1 Special Access Services is as set forth in 7.2.8 following.

5.9 **Access Orders For Services Provided By More Than One Telephone Company**

- (A) Access Service provided by more than one Telephone Company are Services where one end of the Local Transport or Channel Mileage element is in the operating territory of one Telephone Company and the other end of the element is in the operating territory of a different Telephone Company or where the Interim NXX Translation Optional Feature or Toll Free Number Data Base Access Service and the end office are not provided by the same Telephone Company. (C)

The ordering procedure for this service is dependent upon the billing arrangement, as set forth in 2.4.5 preceding, to be used by the Telephone Companies involved in providing the Access Service. The Telephone Company will notify the customer which of the ordering procedures will apply.

(1) **Single Company Billing**

The Telephone Company receiving the order for Feature Group A or Feature Group B from the customer will arrange to provide the service and bill the customer as set forth in 2.4.5. The customer will place the order with the Telephone Company as follows:

ACCESS SERVICE

5. **Ordering Options for Switched and Special Access Service (Cont'd)**

5.9 Access Orders For Services Provided By More Than One Telephone Company (Cont'd)

(A) (Cont'd)

(1) Single Company Billing (Cont'd)

(a) For Switched Access Services the customer will place the order with the Telephone Company in whose territory the first point of switching is located. The first point of switching is:

- FGA - dial tone office
- FGB - access tandem, end office or Centralized Equal Access provider
- FGC - end office
- FGD - end office or access tandem

When the first point of switching is not in the same Telephone Company's territory as the Interexchange Carrier premises, the customer must supply a copy of the order to the Telephone Company in whose territory the Interexchange Carrier premises is located and any other Telephone Company(s) involved in providing the service. When service is provided through a Centralized Equal Access provider, the customer must supply a copy of the order to that provider.

(b) For Special Access Services without the use of a hub and for distance sensitive local transport rate elements,, the customer will place the order with the Telephone Company in whose territory the customer designated premises is located.

ACCESS SERVICE

5. **Ordering Options for Switched and Special Access Service (Cont'd)**

5.9 Access Orders for Services Provided by More Than One Telephone Company (Cont'd)

(A) (Cont'd)

(1) Single Company Billing (Cont'd)

(c) For Special Access Services with a hub, the customer will place the order with the Telephone Company in whose territory the hub is located.

(B) Multiple Company (Interconnection Point) Billing

Each Telephone Company will provide its portion of the Access Service within its operating territory to an interconnection point(s) (IP) with the other Telephone Company(s). The interconnection point(s) and Billing Percentages will be determined by the Telephone Companies involved in providing the Access Service and listed in the NATIONAL EXCHANGE CARRIER ASSOCIATION TARIFF F.C.C. NO. 4. Each Telephone Company will bill the customer for its portion of the service as set forth 2.4.5. All other appropriate charges in each Telephone Company tariff are applicable.

For the service(s) ordered as set forth following, the customer must also supply a copy of the order to the Telephone Company in whose operating territory a customer designated premises is located and any other Telephone Company(s) involved in providing the service. Additionally, when service is provided through a Centralized Equal Access provider, the customer must supply a copy of the order to that provider.

ACCESS SERVICE

5. **Ordering Options for Switched and Special Access Service** (Cont'd)

5.9 **Access Orders For Services Provided By More Than One Telephone Company**
(Cont'd)

(B) **Multiple Company (Interconnection Point) Billing** (Cont'd)

(1) For Feature Group A and B Switched Access Service, the customer must place an order with the Telephone Company in whose territory the first point of switching is located, (i.e., FGA - dial tone office, FGB - access tandem or end office). The Telephone Company will designate the first point(s) of switching for FGB Services where the Telephone Company elects to provide equal access through a centralized equal access arrangement. Those Telephone Company offices providing equal access through centralized arrangements are identified in the NATIONAL EXCHANGE CARRIER ASSOCIATION, INC. TARIFF F.C.C. NO. 4.

(2) For Feature Group C and D Switched Access Service, the customer must place an order with the Telephone Company in whose territory the end office is located.

Customers (other than AT&T) may order FGD in trunk quantities desired between the customer designated premises and the access tandem.

(3) Except for Special Access Service provided as set forth in (4) or (5) below, the customer may place the order for a Special Access Service with either Exchange Telephone Company.

(4) For Special Access Service involving a hub(s), the customer must place the order with the Telephone Company in whose territory the hub(s) is located.

ACCESS SERVICE

5. **Ordering Options for Switched and Special Access Service** (Cont'd)

5.9 Access Orders For Services Provided By More Than One Telephone Company
(Cont'd)

(B) Multiple Company (Interconnection Point) Billing (Cont'd)

- (5) For Special Access Service to be interconnected with Switched Access Services at Telephone Company designated WATS Serving Offices for the provision of WATS or WATS-type Services, the customer must place an order with each Telephone Company in whose territory the end office and the WATS Serving Office are located, if they are not collocated.
- (6) For initiation, additions, changes or deletions to Interim NXX Translated Service Access Code(s), the customer must place an order with the Telephone Company who provides the Customer Identification Function for Service Access Codes. The customer must also provide a copy of the order to the Telephone Companies subtending the office providing Customer Identification.
- (7) When FGA is ordered in a multi-Telephone Company provided Extended Area Service area or FGB is ordered in a multi-Telephone Company access tandem arrangement, the customer must provide a copy of the order to all Secondary Exchange Carriers. Each Exchange Carrier will bill as set forth in Section 2.4.5 preceding.

For the service(s) ordered as set forth preceding, the customer must also supply a copy of the order to the Telephone Company in whose operating territory a customer designated premises is located and any other Telephone Company(s) involved in providing the service.

ACCESS SERVICE

6. Switched Access Service

6.1 General

Switched Access Service, which is available to customers for their use in furnishing their services to end users, provides a communication path between a customer's premises and an end user's premises. It provides for the use of common terminating, switching and trunking facilities and common subscriber plant of the Telephone Company. Switched Access Service provides for the ability to originate calls from an end user's premises to a customer's premises, and to terminate calls from a customer's premises to an end user's premises in the LATA where it is provided. Specific references to material describing the elements of Switched Access Service are provided in 6.2.

Rates and charges for Switched Access Service depend generally on the specific Feature Group ordered by the customer, e.g., for MTS or WATS services or MTS/WATS equivalent services, Interim NXX Translation Optional Feature or Toll Free Number Data Base Access Service. Rates and Charges Switched Access Service are set forth in Section 12.2.2 following. (C)
The application of rates for Switched Access Service is described in 6.7 following.

The provision of each Feature Group requires Local Transport facilities, including an Entrance Facility where required, and the appropriate End Office functions. In addition, Special Access Service may, at the option of the customer, be connected with Feature Groups A, B, C, or D at Telephone Company designated WATS Serving Offices.

There are three specific transmission specifications (i.e., Types A, B and C) that have been identified for the provision of Feature Groups. The technical specifications for the Entrance Facility and Direct Trunked Transport are the same as those set forth in Section 7. following for Voice Grade and High Capacity services. The specifications provided are dependent on the Interface Group and the routing of the service, i.e., whether the service is routed directly to the end office or via an access tandem. The parameters for the transmission specifications are set forth in Section 11 following.

ACCESS SERVICE

6. **Switched Access Service** (Cont'd)

6.2 **Rate Categories**

There are four rate categories which apply to Switched Access Service:

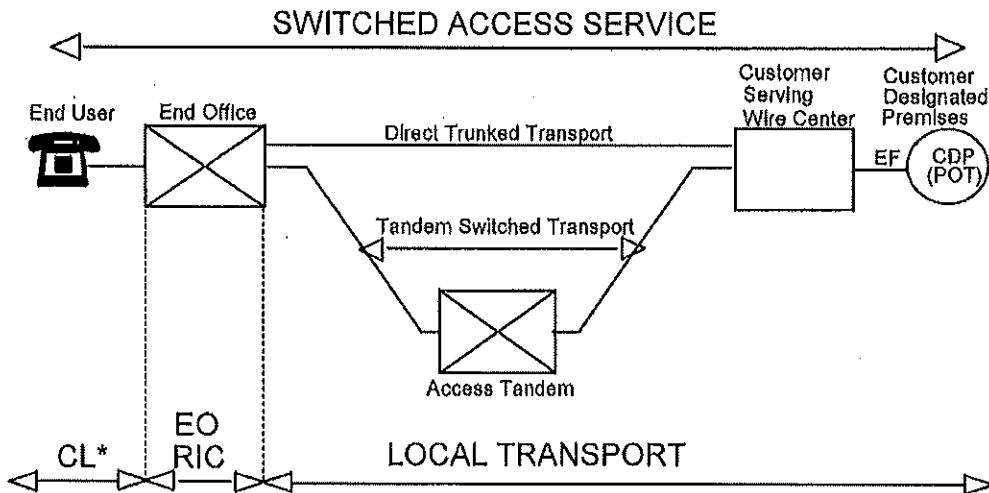
- Local Transport
- End Office
Local Switching
- Common Line (described in Section 3 of the NATIONAL EXCHANGE
CARRIER ASSOCIATION TARRIFF F.C.C. NO. 5 and Section 4
preceding)
- Toll Free Number Data Base Access Service (C)

ACCESS SERVICE

6. Switched Access Service (Cont'd)

6.2 Rate Categories (Cont'd)

The Feature Groups offered by the Telephone Company are described in Section 6.3, following. Premium rates apply for all Feature Group C, Feature Group D and Feature Group B with Abbreviated Dialing Arrangement (adjusted by an ADA factor of .95) Switched Access connections on an access minute basis. Originating FGC or FGD access is available to all customers when used to provide the Interim NXX Customer Identification optional feature. Transitional rates will apply to all non AT&T originating Interim NXX access minutes. Transitional rates apply for all Feature Group A and B Switched Access connections on an access minute basis. Access minutes are determined as described in Section 6.7.5. Premium and Transitional rate classifications are described in Section 6.7.1(B). The following diagram depicts a generic view of the components of Switched Access Service and the manner in which the components are combined to provide a complete Access Service.



CL-Common Line
 EO-End Office
 EF-Entrance Facility
 RIC-Residual Interconnection Charge

Direct Trunked Transport
 - Direct Trunked Facility
 - Direct Trunked Termination
 Tandem Switched Transport
 - Tandem Switched Termination *
 - Tandem Switching *

(C)
 (C)
 (C)

*Common Line access is provided under Section 3 of the NATIONAL EXCHANGE CARRIER ASSOCIATION TARIFF F.C.C. NO. 5 and Section 4, preceding)

*As of July 1, 2021, the Joint Tandem Switched Transport rate element is applied per tandem to originating toll free minutes only, as set forth in Section 6.1.3(A)(3), following, in lieu of the Tandem Switched Facility, Tandem Switched Termination and Tandem Switching rate elements.

(N)
 |
 (N)

Issued: June 16, 2021

Effective: July 1, 2021

H.R. Gentsch, President & CEO
 213 South Main
 Waterloo, IL 62298-0149

ACCESS SERVICE

6. **Switched Access Service** (Cont'd)

6.2 **Rate Categories** (Cont'd)

(A) **Local Transport**

Local Transport provides the transmission and tandem switching facilities between the customer designated premises and each end office switch of the Telephone Company where the customer's traffic is switched when originating and terminating the customer's traffic. Some Local Transport rate elements are distance sensitive, while others are non-distance sensitive.

If the customer utilizes the facilities of another connecting exchange carrier to access the Telephone Company end office switch for the provision of switched access service, the Local Transport charge will provide facilities between the end office switch and the interconnection point with the connecting exchange carrier.

Local Transport is a two-way voice frequency transmission path composed of facilities determined by the Telephone Company in accordance with the customer's order. The two-way voice frequency transmission path permits the transport of calls in the originating direction (from the end user end office switch to the customer's designated premises) and in the terminating direction (from the customer's designated premises to the end office switch), but not simultaneously. The voice frequency transmission path may be comprised of any type of plant capable of the transmission of voice and associated telephone signals within the frequency bandwidth of approximately 300 to 3000 HZ. The customer must specify the choice of facilities (i.e., Voice Grade 2 or 4 wire or High Capacity DS1 or DS3) to be used in the provision of the Direct Trunked Transport or Entrance Facility.

ACCESS SERVICE

6. **Switched Access Service** (Cont'd)

6.2 **Rate Categories** (Cont'd)

(A) **Local Transport** (Cont'd)

The customer must specify when ordering (1) whether the service is to be directly routed to an end office switch or through an access tandem switch, (2) if Direct Trunked Transport is ordered, the type of facilities to be used (i.e., Voice Grade or DS1), (3) the type of Entrance Facility, (4) the directionality of the service, and (5) when multiplexing is required, the hub(s) at which the multiplexing will be provided. Additionally, when service is to be routed through an access tandem switch, the customer must specify whether the facility between the serving wire center and the tandem is to be provided as Direct Trunked Transport or Tandem Switched Transport.

In Host/Remote configurations, the Tandem Switched Termination rate will always apply for traffic routed between the Host and Remote offices, regardless of the type of service ordered between the Serving Wire Center and the Host office.

Unless otherwise ordered by the F.C.C., where the Telephone Company elects to provide equal access through a Centralized Equal Access arrangement, the Telephone Company will designate the serving wire center. The designated serving wire center will normally be that wire center which provides dial tone to the telephone company centralized equal access tandem office identified in the NATIONAL EXCHANGE CARRIER ASSOCIATION, INC. TARIFF F.C.C. NO. 4. When service is provided in cooperation with a non-telephone company provider of Centralized Equal Access, the serving wire center will be that wire center which would normally provide dial tone to the telephone company point of interconnection with the non-telephone company provider of Centralized Equal Access specified in the tariff of the Centralized Equal Access provider. Those Telephone Company offices providing equal access through centralized arrangements are identified in the NATIONAL EXCHANGE CARRIER ASSOCIATION, INC. TARIFF F.C.C. NO. 4.

ACCESS SERVICE

6. **Switched Access Service** (Cont'd)

6.2 **Rate Categories** (Cont'd)

(A) **Local Transport** (Cont'd)

When the customer has both Tandem Switched Transport and Direct Trunked Transport at the same end office, the customer will be provided Alternate Traffic routing, where available, as set forth in 6.3.6(A)(1)(n) following.

Direct Trunked Transport is available at all end offices except those identified in the NATIONAL EXCHANGE CARRIER ASSOCIATION, INC. TARIFF F.C.C. NO. 4, as not having the capability to provide Direct Trunked Transport. Direct Trunked Transport is not available: (1) from end offices that provide equal access through a Centralized Equal Access arrangement, (2) from end offices that lack recording or measurement capability, and (3) for originating 800 calls from non-Service Switching Point (SSP) equipped end offices that can not accommodate direct trunking of origination 800 calls.

Local Transport is provided at the rates and charges set forth in Section 12.2.2(B) following. The application of these rates with respect to individual Feature Groups is as set forth in Section 6.3 following. When more than one Telephone Company is involved in providing the Switched Access Service, the Local Transport rates are applied as set forth in Section 2.4.5 preceding.

The Local Transport Rate Category includes five classes of rate elements: (1) Entrance Facility, (2) Residual Interconnection Charge, (3) Tandem Switched Transport, (4) Multiplexing, and (5) Direct Trunked Transport. Not all charges will apply for all issuing carriers.

ACCESS SERVICE

6. **Switched Access Service** (Cont'd)

6.2 **Rate Categories** (Cont'd)

(A) **Local Transport** (Cont'd)

(1) **Non-Distance Sensitive Rate Elements**

(a) **Entrance Facility**

The Entrance Facility recovers a portion of the costs associated with the communications path between a customer designated premises and the serving wire center of that premises. Included as part of the Entrance Facility is a standard channel interface arrangement which defines the technical characteristics associated with the type of facilities to which the access service is to be connected at the customer designated premises and the type of signaling capability, if any.

Two types of Entrance Facility are available: (1) Voice Grade 2 or 4 wire (an analog channel with an approximate bandwidth of 300 to 3000 hz), and (2) High Capacity DS1 (an isochronous serial digital channel with a rate of 1.544 Mbps). The minimum period for which a DS1 Entrance Facility is provided is twelve months.

One charge applies for each Entrance Facility that is terminated at a customer designated premises. This charge will apply even if the customer designated premises and the serving wire center are collocated in a Telephone Company building.

ACCESS SERVICE

6. **Switched Access Service** (Cont'd)

6.2 **Rate Categories** (Cont'd)

(A) **Local Transport** (Cont'd)

(1) **Non-Distance Sensitive Rate Elements** (Cont'd)

(a) **Entrance Facility** (Cont'd)

At customer request, their Local Transport may be connected to the Entrance Facility of another customer, providing the other customer submits a Letter of Authorization for this connection and assumes full responsibility for the cost of the Entrance Facility.

(b) **Residual Interconnection Charge**

The Residual Interconnection Charge recovers the costs associated with Local Transport that are not recovered by the Entrance Facility, Direct Trunked Transport, Tandem Switched Transport, or Multiplexing rates. The Residual Interconnection Charge applies to all access minutes of use (i.e., both Tandem Switched and Direct Trunked).

(c) **Tandem Switched Transport**

The Tandem Switched Transport rate elements recover a portion of the costs associated with the communications path between the serving wire center and the end office between the tandem and the end office on circuits that are switched at a tandem switch, and between host and remote switching offices. Tandem Switched Transport consists of circuits dedicated to the use of a single customer from the serving wire center to the tandem and circuits used in common by multiple customers from the tandem to the end office.

ACCESS SERVICE

6. Switched Access Service (Cont'd)

6.2 Rate Categories (Cont'd)

(A) Local Transport (Cont'd)

(1) Non-Distance Sensitive Rate Elements (Cont'd)

(c) Tandem Switched Transport (Cont'd)

Tandem Switched Transport rates consist of a Tandem Switching rate and a Tandem Transport rate. For originating toll free minutes only, a Joint Tandem Switched Transport rate applies in lieu of the Tandem Switching, Tandem Switched Facility and Tandem Switched Termination rates and is only billed by the tandem company that performs the tandem switching function.

(C)
—
(C)

The Tandem Switching rate recovers a portion of the costs of switching traffic through an access tandem. The Tandem Switching rate specified in Section 12.2.2(B)(3) following is applied on a per access minute per tandem basis for all originating (excluding toll free) and all terminating minutes of use switched at the tandem. Tandem locations are identified in the NATIONAL EXCHANGE CARRIER ASSOCIATION, INC. TARIFF F.C.C. NO. 4, WIRE CENTER INFORMATION.

(C)

ACCESS SERVICE

6. Switched Access Service (Cont'd)

6.2 Rate Categories (Cont'd)

(A) Local Transport (Cont'd)

(1) Non-Distance Sensitive Rate Elements (Cont'd)

(c) Tandem Switched Transport (Cont'd)

The Tandem Transport rate recovers a portion of the costs of the circuit equipment that is necessary for the termination of each end of the Tandem Switched Transport. The Tandem Transport rate also recovers a portion of the costs of the transmission facilities, including intermediate transmission circuit equipment, between the end points of the interoffice circuits. The Tandem Transport rate specified in Section 12.2.2(B)3(a) following is applied on a per access minute basis (for all originating (excluding toll free) and terminating minutes of use routed over the facility) for each measured segment of the Tandem Switched Transport (remote office to host office, end office to serving wire center or end office to tandem). This rate applies from host office to remote office, even when Direct Trunking is ordered from the Serving Wire Center to the host office.

(C)

For issuing carriers granted a waiver from restructuring their local transport rates in accordance with CC Docket 91-213, the Tandem Transport rate only applies once for each transported access minute, and thus, does not apply separately for the segment from host office to remote office.

(d) The Joint Tandem Switched Transport rate specified in Section 12.#.2, following, is applied on a per originating toll free access minute per tandem basis in lieu of the Tandem Switching, Tandem Switched Facility, and Tandem Switched Termination rates and is only billed by the tandem company that performs the tandem switching function.

(N)

(N)

ACCESS SERVICE

6. **Switched Access Service** (Cont'd)

6.2 Rate Categories (Cont'd)

(A) Local Transport (Cont'd)

(1) Non-Distance Sensitive Rate Elements (Cont'd)

(d) Multiplexing

DS1 to Voice Grade Multiplexing charges apply when a High Capacity DS1 Entrance Facility or High Capacity DS1 Direct Trunked Facility is connected with Voice Grade Direct Trunked Transport. However, a DS1 to Voice Grade Multiplexing charge does not apply when a High Capacity DS1 Entrance Facility or High Capacity DS1 Direct Trunked Transport is terminated at an electronic end office and only Switched Access Service is provided over the DS1 facility (i.e., Voice Grade Special Access channels are not derived). The DS1 to Voice multiplexer will convert a 1.544 Mbps channel to 24 Voice Grade channels.

Multiplexing is only available at wire centers identified in the NATIONAL EXCHANGE CARRIER ASSOCIATION, INC. TARIFF F.C.C. NO. 4, WIRE CENTER INFORMATION.

ACCESS SERVICE

6. Switched Access Service (Cont'd)

6.2 Rate Categories (Cont'd)

(A) Local Transport (Cont'd)

(2) Distance Sensitive Rate Elements

(a) Direct Trunked Transport

The Direct Trunked Transport rate elements recover a portion of the cost associated with a communications path between the serving wire center and the end office or serving wire center and a tandem on circuits dedicated to the use of a single customer.

Direct Trunked Transport is available to all tandems and to all end offices except those identified in the NATIONAL EXCHANGE CARRIER ASSOCIATION, INC. TARIFF F.C.C. NO. 4, WIRE CENTER INFORMATION as not having the capability to provide Direct Trunked Transport.

Direct Trunked Transport is not available: (1) from end offices that provide equal access through a Centralized Equal Access arrangement, (2) from end offices that lack recording or measurement capability, and (3) for originating Toll Free Number calls from non-Service Switching Point (SSP) equipped end offices that can not accommodate direct trunking of originating Toll Free Number calls. (C)

Two types of Direct Trunked Transport are available: (1) Voice Grade (an analog channel with an approximate bandwidth of 300 to 3000 Hz), and (2) High Capacity DS1 (an isochronous serial digital channel with a rate of 1.544 Mbps). The minimum period for which a High Capacity DS1 Direct Trunked Transport is provided is twelve months. (C)

ACCESS SERVICE

6. **Switched Access Service** (Cont'd)

6.2 Rate Categories (Cont'd)

(A) Local Transport (Cont'd)

(2) Distance Sensitive Rate Elements (Cont'd)

(a) Direct Trunked Transport (Cont'd)

DS1 Direct Trunked Transport can not be terminated at end offices that are not identified as hub offices that provide DS1 to Voice Grade multiplexing or are not electronic end offices. Offices that provide multiplexing are identified in the NATIONAL EXCHANGE CARRIER ASSOCIATION, INC. TARIFF F.C.C. NO. 4, WIRE CENTER INFORMATION.

Direct Trunked Transport rates, as described in Section Section 12.2.2(B)(4), consist of a Direct Trunked Facility rate which is applied on a per mile basis and a Direct Trunked Termination rate which is applied at each end of each measured segment of the Direct Trunked Facility (e.g., at the end office, hub, and serving wire center). When the Direct Trunked Facility mileage is zero, neither the Direct Trunked Facility rate nor the Direct Trunked Termination rate will apply.

ACCESS SERVICE

6. **Switched Access Service** (Cont'd)

6.2 Rate Categories (Cont'd)

(A) Local Transport (Cont'd)

(2) Distance Sensitive Rate Elements (Cont'd)

(a) Direct Trunked Transport (Cont'd)

The Direct Trunked Facility rate recovers a portion of the costs of the transmission facilities, including intermediate transmission circuit equipment, between the end points of the interoffice circuits.

The Direct Trunked Termination rate recovers a portion of the costs of the circuit equipment that is necessary for the termination of each end of the Direct Trunked Facility.

ACCESS SERVICE

6. **Switched Access Service** (Cont'd)

6.2 **Rate Categories** (Cont'd)

(A) **Local Transport** (Cont'd)

(3) **Interface Groups**

Ten Interface Groups are provided for terminating the Entrance Facility at the customer's designated premises. Each Interface Group provides a specified premises interface (e.g., two-wire, four-wire, DS1, etc.). Where transmission facilities permit, the individual transmission path between the customer's designated premises and the first point of switching may at the option of the customer be provided with optional features as set forth in (2) following. The interface groups described in Section 11.1 and the optional features described in (2) following are nonchargeable features. No additional charges other than the rate for Local Transport described in Section 12.2.2(B) apply.

As a result of the customer's access order and the type of Telephone Company transport facilities serving the customer's premises, the need for signaling conversions or two-wire to four-wire conversions, or the need to terminate digital or high frequency facilities in channel bank equipment may require that Telephone Company equipment be placed at the customer's designated premises. For example, if a voice frequency interface is ordered by the customer and the Telephone Company facilities serving the customer's designated premises are digital, then Telephone Company channel bank equipment must be placed at the customer's designated premises in order to provide the voice frequency interface ordered by the customer.

Technical specifications concerning the available interface groups are set forth in Section 11.1 following.

ACCESS SERVICE

6. **Switched Access Service** (Cont'd)

6.2 Rate Categories (Cont'd)

(A) Local Transport (Cont'd)

(4) Nonchargeable Optional Features

Where transmission facilities permit, the Telephone Company will, at the option of the customer, provide the following nonchargeable optional features in association with Local Transport.

(a) Supervisory Signaling

Where the transmission parameters permit, and where signaling conversion is required by the customer to meet its signaling capability, the customer may order an optional supervisory signaling arrangement for each transmission path provided as set forth in Section 11.1.12 following.

(b) Customer Specified Entry Switch Receive Level

This feature allows the customer to specify the receive transmission level at the first point of switching. The range of transmission levels which may be specified is described in Technical Reference TR-NWT-000334. This feature is available with Interface Groups 2 through 10 for Feature Groups A and B.

(c) Customer Specification of Local Transport Termination

This option allows the customer to specify, for Feature Group B routed directly to an end office or access tandem, a four-wire termination of the Local Transport at the entry switch in lieu of a Telephone company selected two-wire termination. This option is available only when the Feature Group B arrangement is provided with Type B Transmission Specifications.

ACCESS SERVICE

6. **Switched Access Service** (Cont'd)

6.2 **Rate Categories** (Cont'd)

(B) **End Office**

The End Office rate category provides the local end office switching and end user termination functions necessary to complete the transmission of Switched Access communications to and from the end users served by the local end office. The End Office rate category includes the Local Switching and Line Termination rate elements.

(1) **Local Switching**

The Local Switching rate element provides the local end office switching functions associated with Feature Groups A,B,C and D and the transport termination for the trunk side arrangements which terminate the Local Transport facilities. The LS2 rate applies to all Feature Groups providing Switched Access Service, including providers of MTS and WATS. Feature Group B minutes using an Abbreviated Dialing Arrangement as billed premium minutes adjusted by the ADA rate factor, which is 95% of the premium LS2 rate. The Transitional rate applies to all other FGB and FGA services originating or terminating in end offices which have not been converted to equal access and FGC when utilized to provide Interim NXX service to carriers other than AT&T. Rates for Local Switching are set forth in Section 12.2.2(C)(1).

(N)

(2) **IntraMSA Presubscription**

An intraMSA presubscription rate will apply to all switched intrastate intraMSA originating minutes of use subject to presubscription. The minutes of use subject to presubscription will be FGD access minutes only. This charge becomes effective upon implementation of intraMSA presubscription and will be in effect January 15, 1997 through January 14, 2000. The rate for intraMSA Presubscription is set forth in Section 12.2.2(C)(2).

(N)

ACCESS SERVICE

6. **Switched Access Service** (Cont'd)

6.2 Rate Categories (Cont'd)

(B) End Office (Cont'd)

(3) Directory Assistance Information Surcharge

Directory Assistance Information Surcharge rates are assessed to a customer based on the total number of access minutes. Directory Assistance Information Surcharge rates are as set forth in Section 12.2.2(C)(3) following.

(C) Non-Chargeable Optional Features

Where facilities permit, the Telephone Company will, at the option of the customer, provide the following non-chargeable optional features. These optional features are described in Section 6.3.6 following.

ACCESS SERVICE

6. **Switched Access Service** (Cont'd)

6.2 Rate Categories (Cont'd)

(D) Rate Regulations

This section contains the specific regulations governing the rates and charges that apply for Switched Access Service.

(1) Description and Application of Rate

There are two types of rates and charges that apply to Switched Access Service; recurring (usage and flat rates) and nonrecurring charges.

(a) Recurring Rates

1. Usage Rates for Switched Access Service are rates that apply on a per access minute or a per call basis. Access minute charges and per call charges are accumulated over a monthly period.
2. Flat Rates for Switched Access Service are rates that apply on a per month per rate element basis.

(b) Nonrecurring Charges

Nonrecurring charges, as specified in 12.2.2(A)(1) & (2), following, are one-time charges that apply for a specific work activity (i.e., installation or change to an existing service). The types of nonrecurring charges that apply for Switched Access Service are: installation of service, Interim NXX Translation optional feature and service rearrangements.

ACCESS SERVICE

6. **Switched Access Service** (Cont'd)

6.2 **Rate Categories** (Cont'd)

RESERVED FOR FUTURE USE

ACCESS SERVICE

6. **Switched Access Service** (Cont'd)

6.3 Provision and Description of Switched Access Service Feature Groups

Switched Access Service is provided in four Feature Group arrangements:

- Feature Group A
- Feature Group B
- Feature Group C
- Feature Group D

The Local Transport, End Office, and Common Line rate categories described in Section 6.2. apply to all Switched Access Service.

6.3.1 Feature Group A (FGA)

(A) Description

- (1) FGA is provided in connection with Telephone Company electronic and electromechanical end offices. At the option of the customer, FGA is provided on a single or multiple line group basis and is arranged for originating calling only, terminating calling only, or two-way calling.
- (2) FGA provides a line side termination at the first point of switching (dial tone office). The line side termination will be provided with either ground start or loop start supervisory signaling. The type of signaling is at the option of the customer.
- (3) The Telephone Company shall select the first point of switching, within the selected LATA, at which the line side termination is to be provided unless the customer requests a different first point of switching and Telephone Company facilities and measurement capabilities, where necessary, are available to accommodate such a request.

ACCESS SERVICE

6. **Switched Access Service** (Cont'd)

6.3 Provision and Description of Switched Access Service Feature Groups
(Cont'd)

6.3.1 Feature Group A (FGA) (Cont'd)

(A) Description (Cont'd)

(3) (Cont'd)

FGA will be provisioned over an Entrance Facility from the customer's premises to the customer's serving wire center.

FGA service, when used in the originating direction, will be provisioned as Direct Trunked Transport from the first point of switching (i.e., the end office switch where FGA switching dial tone is provided) to the customer's serving wire center.

FGA service, when used in the terminating direction, will be provisioned as Direct Trunked Transport from the customer's serving wire center to the first point of switching and provisioned as Tandem Switched Transport from the first point of switching to the terminating end office.

(4) A seven digit local telephone number assigned by the Telephone Company is provided for access to FGA switching in the originating direction. The seven digit local telephone number will be associated with the selected end office switch and is of the form NXX-XXXX.

If the customer requests a specific seven digit telephone number that is not currently assigned, and the Telephone Company can, with reasonable effort, comply with that request, the requested number will be assigned to the customer.

ACCESS SERVICE

6. **Switched Access Service** (Cont'd)

6.3 Provision and Description of Switched Access Service Feature Groups
(Cont'd)

6.3.1 Feature Group A (FGA) (Cont'd)

(A) Description (Cont'd)

- (5) FGA switching, when used in the terminating direction, is arranged with dial tone start-dial signaling. When used in the terminating direction FGA switching may, at the option of the customer, be arranged for dial pulse or dual tone multifrequency address signaling, subject to availability of equipment at the first point of switching. When FGA switching is provided in a hunt group or uniform call distribution arrangement, all FGA switching will be arranged for the same type of address signaling.
- (6) No address signaling is provided by the Telephone Company when FGA Switching is used in the originating direction. Address signaling in such cases, if required by the customer, must be provided by the customer's end user using inband tone signaling techniques. Such inband tone address signals will not be regenerated by the Telephone Company and will be subject to the ordinary transmission capabilities of the Local Transport provided.

ACCESS SERVICE

6. **Switched Access Service** (Cont'd)

6.3 Provision and Description of Switched Access Service Feature Groups
(Cont'd)

6.3.1 Feature Group A (FGA) (Cont'd)

(A) Description (Cont'd)

- (7) FGA switching, when used in the terminating direction, may be used to access valid NXXs in the LATA, local operator service (0- and 0+), Directory Assistance (411 where available and 555-1212), emergency reporting service (911 where available), exchange telephone repair (611 where available), time or weather announcement services of the Telephone Company, community information services of an information service provider, and other customers' services (by dialing the appropriate digits). Charges for FGA terminating calls requiring operator assistance or calls to 611 or 911 will only apply where sufficient call details are available. Additional non-access charges will also be billed on a separate account for (1) an operator surcharge, as set forth in the local exchange tariffs, for local operator assistance (0- and 0+) calls, (2) calls to certain community information services, for which rates are applicable under Telephone Company exchange service tariffs, e.g., 976 (DIAL-IT) Network Services, and, (3) calls from a FGA line to another customer's applicable service rates when the Telephone Company performs the billing function for that customer.

ACCESS SERVICE

6. **Switched Access Service** (Cont'd)

6.3 **Provision and Description of Switched Access Service Feature Groups**
(Cont'd)

6.3.1 **Feature Group A (FGA)** (Cont'd)

(A) **Description** (Cont'd)

- (8) When a FGA switching arrangement for an individual customer (a single line or entire hunt group) is discontinued at an end office, an intercept announcement is provided. This arrangement provides, for a limited period of time, an announcement that the service associated with the number dialed has been discontinued.

(B) **Transmission Specifications**

FGA is provided with either Type B or Type C Transmission Specifications. The specifications for the associated parameters are guaranteed to the first point of switching. Type C Transmission Specifications are provided with Interface Group 1 and Type B is provided with Interface Groups 2 through 10. Type DB Data Transmission Parameters are provided with FGA to the first point of switching.

(C) **Testing Capabilities**

FGA is provided, in the terminating direction where equipment is available, with seven digit access to balance (100 type) test line and milliwatt (102 type) test line. Additional testing services are available as set forth in Section 9. following for FGA.

ACCESS SERVICE

6. **Switched Access Service** (Cont'd)

6.3 **Provision and Description of Switched Access Service Feature Groups**
(Cont'd)

6.3.1 **Feature Group A (FGA)** (Cont'd)

(C) **Testing Capabilities** (Cont'd)

(1) **Acceptance Testing**

At no additional charge, the Telephone Company will, at the customer's request, cooperatively test, at the time of installation, the following parameters: loss, C-notched noise, C-message noise, 3-tone slope, d.c. continuity and operational signaling.

(2) **Routine Testing**

At no additional charge, the Telephone Company will, at the customer's request, test after installation on an automatic or manual basis, 1004 Hz loss, C-message noise and Balance (Return loss). In the case of automatic testing, the customer shall provide remote office test lines and 105 test lines with associated responders or their functional equivalent.

6.3.2 **Feature Group B (FGB)**

(A) **Description**

- (1) FGB, when directly routed to an end office (i.e., provided without the use of an access tandem switch), is provided at appropriately equipped Telephone Company electronic end office switches. When provided via Telephone Company designated electronic access tandem switches, FGB switching is provided at Telephone Company electronic and electromechanical end office switches.

ACCESS SERVICE

6. **Switched Access Service** (Cont'd)

6.3 Provision and Description of Switched Access Service Feature Group (Cont'd)

6.3.2 Feature Group B (FGB) (Cont'd)

(A) Description (Cont'd)

- (2) FGB is provided as trunk side switching through the use of end office or access tandem switch trunk equipment. The switch trunk equipment is provided with wink start start-pulsing signals and answer and disconnect supervisory signaling.
- (3) FGB switching is provided with multifrequency address signaling in both the originating and terminating directions. Except for FGB switching provided with the automatic number identification (ANI) or rotary dial station signaling arrangements as set forth in Section 6.3 following, any other address signaling in the originating direction, if required by the customer, must be provided by the customer's end user inband tone signaling techniques. Such inband tone address signals will not be regenerated by the Telephone Company and will be subject to the ordinary transmission capabilities of the Local Transport provided.
- (4) The access code for FGB switching is a uniform access code. The form of the uniform access code is 950-10XX for carriers. One uniform access code will be assigned to the customer for the customer's domestic communications and another will be assigned to the customer for its international communications, if required. These uniform access codes will be the assigned access numbers of all FGB switched access service provided to the customer by the Telephone Company.

ACCESS SERVICE

6. **Switched Access Service** (Cont'd)

6.3 Provision and Description of Switched Access Service Feature Groups
(Cont'd)

6.3.2 Feature Group B (FGB) (Cont'd)

(A) Description (Cont'd)

- (5) FGB switching, when used in the terminating direction, may be used to access valid NXXs in the LATA, time or weather announcement services of the Telephone Company, community information services of an information service provider and other customers' services (by dialing the appropriate digits). When directly routed to an end office, only those valid NXX codes served by that end office may be accessed. When routed through an access tandem, only those valid NXX codes served by end offices subtending the access tandem may be accessed. The customer will also be billed additional non-access charges for calls to certain community information services for which rates are applicable under Telephone Company exchange service tariffs, e.g., 976 (DIAL-IT) Network Service. Additionally, non-access charges will also be billed for calls from a FGB trunk to another customer's service in accordance with that customer's applicable service rates when the Telephone Company performs the billing function for that customer. Calls in the terminating direction will not be completed to 950-10XX access codes, local operator assistance (0- and 0+), Directory Assistance (411 and 555-1212), service codes 611 and 911 or 10XXX access codes. FGB may not be switched, in the terminating direction, to Switched Access Service Feature Groups B or C.

ACCESS SERVICE

6. **Switched Access Service** (Cont'd)

6.3 Provision and Description of Switched Access Service Feature Groups
(Cont'd)

6.3.2 Feature Group B (FGB) (Cont'd)

(A) Description (Cont'd)

- (6) The Telephone Company will establish a trunk group or groups for the customer at end office switches or access tandem switches where FGB switching is provided. When required by technical limitations, a separate trunk group will be established for each type of FGB switching arrangement provided. Different types of FGB or other switching arrangements may be combined in a single trunk group at the option of the Telephone Company.
- (7) When all FGB switching arrangements are discontinued at an end office and/or in a LATA, an intercept announcement is provided. This arrangement provides, for a limited period of time, an announcement that the service associated with the number dialed has been disconnected.
- (8) Feature Group B with Abbreviated Dialing Arrangement (ADA) will be provisioned in the same manner as Feature Group B, with the exceptions listed in (D), following. When FGB with ADA is made available in an end office, the Telephone Company will continue to make FGB with an associated 950-XXXX access code available to customers at nonpremium rates. When FGD becomes available in an end office, FGB with ADA will no longer be provided at that end office.

ACCESS SERVICE

6. **Switched Access Service** (Cont'd)

6.3 Provision and Description of Switched Access Service Feature Groups
(Cont'd)

6.3.2 Feature Group B (FGB) (Cont'd)

(B) Transmission Specifications

FGB is provided with either Type B or Type C Transmission Specifications. The specifications for the associated parameters are guaranteed to the end office when routed directly or to the first point of switching when routed via an access tandem. Type C Transmission Specifications are provided with Interface Group 1 and Type B is provided with Interface Groups 2 through 10. Type DB Data Transmission Parameters are provided with FGB to the first point of switching.

(C) Testing Capabilities

FGB is provided, in the terminating direction where equipment is available, with seven digit access to balance (100 type) test line, milliwatt (102 type) test line, nonsynchronous or synchronous test line, automatic transmission measuring (105 type) test line, data transmission (107 type) test line, loop around test line, short circuit test line and open circuit test line. Additional testing services are available as set forth in Section 9. following for FGB.

(1) Acceptance Testing

At no additional charge, the Telephone Company will, at the customer's request, cooperatively test, at the time of installation, the following parameters: loss, C-notched noise, C-message noise, 3-tone slope, d.c. continuity and operational signaling.

ACCESS SERVICE

6. **Switched Access Service** (Cont'd)

6.3 **Provision and Description of Switched Access Service Feature Groups** (Cont'd)

6.3.2 **Feature Group B (FGB)** (Cont'd)

(C) **Testing Capabilities** (Cont'd)

(2) **Routine Testing**

At no additional charge, the Telephone Company will, at the customer's request, test after installation on an automatic or manual basis, 1004 Hz loss, C-message noise and Balance (Return loss). In the case of automatic testing, the customer shall provide remote office test lines and 105 test lines with associated responders or their functional equivalent.

(D) **Abbreviated Dialing Arrangement (ADA)**

FGB Switched Access Service with an ADA (FGB ADA) is available to all customers, other than providers of MTS/WATS, for Telephone Company designated non equal access end offices. FGB ADA enables end users to utilize a one or two digit access code to access customers who ordered this service. When FGD becomes available in an end office, FGB ADA will no longer be provided at that end office.

(1) **FGB ADA Exceptions**

FGB ADA is available to all customers other than providers of MTS/WATS and is provisioned like FGB Switched Access Service as set forth in this Section, with the following exceptions:

ACCESS SERVICE

6. **Switched Access Service** (Cont'd)

6.3 Provision and Description of Switched Access Service Feature Groups (Cont'd)

6.3.2 Feature Group B (FGB) (Cont'd)

(D) Abbreviated Dialing Arrangement (ADA) (Cont'd)

(1) FGB ADA Exceptions (Cont'd)

- (a) FGB ADA is available as originating only service, or as both originating and terminating service (2-way). FGB ADA is not available as terminating only service.
- (b) FGB ADA is only provided by direct routing to an end office switch.
- (c) The forms of the access code for originating FGB ADA switching are N or NX.* Assignment of FGB ADA access codes will be on a first-come, first-served basis and are subject to the availability of access code numbers.
- (d) Call in the terminating direction will not be completed to FGB with an ADA access code (N and NX).

6.3.3 Feature Group C (FGC)

(A) Description

- (1) FGC is provided at all Telephone Company end office switches. It is provided to the customer (i.e., provider of MTS) on a direct trunk basis or via Telephone Company designated access tandem switches. Originating FGC Access is available to

* The abbreviations N and NX when used in the context of FGB ADA denotes the following; N signifies a number between 2 and 9, and X signifies a number between 0 and 9.

ACCESS SERVICE

6. **Switched Access Service** (Cont'd)

6.3 **Provision and Description of Switched Access Service Feature Groups**
(Cont'd)

6.3.3 **Feature Group C (FGC)** (Cont'd)

(A) **Description** (Cont'd)

(1) (Cont'd)

all customers when used to provide the Interim NXX Translation optional features or Toll Free Number Data Base Access Service. Terminating FGC access is available to all customers other than providers of MTS and WATS when such access is used in conjunction with the provision of the Interim NXX Translation optional feature or Toll Free Number Data Base Access, but only for purposes of testing. Feature Group C switching is provided at an end office switch unless Feature Group D end office switching is provided in the same office. When FGD switching is available, FGC switching will not be provided. (C)

ACCESS SERVICE

6. **Switched Access Service** (Cont'd)

6.3 Provision and Description of Switched Access Service Feature Groups
(Cont'd)

6.3.3 Feature Group C (FGC) (Cont'd)

(A) Description (Cont'd)

- (2) FGC is provided as trunk side switching. The switch trunk equipment is provided with answer and disconnect supervisory signaling. Wink start start-pulsing signals are provided in all offices where available. In those offices where wink start start-pulsing signals are not available, immediate dial pulse signaling is provided. When FGC with SS7 signaling is ordered, no inband signaling is provided.
- (3) FGC switching is provided with multifrequency address signaling or out of band SS7 signaling where technically feasible. With multifrequency address signaling and SS7 signaling, up to 12 digits of the called party number dialed by the customer's end user using dual tone multifrequency or dial pulse address signals will be provided by Telephone Company equipment to the customer's premises where the Switched Access Service terminates. Such address signals will be subject to the ordinary transmission capabilities of the Local Transport provided.

ACCESS SERVICE

6. **Switched Access Service** (Cont'd)

6.3 **Provision and Description of Switched Access Service Feature Groups**
(Cont'd)

6.3.3 **Feature Group C (FGC)** (Cont'd)

(A) **Description** (Cont'd)

- (4) Feature Group C switching is provided at all end office switches unless Feature Group D end office switching is provided in the same office. When FGD switching is available, FGC switching will not be provided. FGC is provided at Telephone Company end office switches on a direct trunk basis or via Telephone Company designated access tandem switches. Feature Group C switching is furnished to providers of MTS and WATS. Additionally, originating Feature Group C switching is available to all customers when used to provide the Interim NXX Translation optional feature of Toll Free Number Data Base service. (C)
Terminating Feature Group C switching is available to all customers who are not MTS and WATS providers only when such terminating access is for purposes of testing Feature Group C facilities provided in conjunction with the Interim NXX Translation optional feature or Toll Free Number Data Base Service. (C)
- (5) The end user must dial a one digit access code to access the IC. In addition to the access code, the telephone number dialed by the customer's end user shall be a seven or ten digit number for calls in the North American Numbering Plan (NANP). For international calls outside the NANP, a seven to twelve digit number may be dialed. (C)

ACCESS SERVICE

6. **Switched Access Service** (Cont'd)

6.3 **Provisions and Description of Switched Access Service Feature Groups**
(Cont'd)

6.3.3 **Feature Group C** (Cont'd)

(A) **Description** (Cont'd)

- (6) FGC switching when used in the terminating direction may be used to access valid telephone numbers in the local exchange area of the terminating end office switch.
- (7) The Telephone Company will establish a trunk group or groups for the customer at end office switches or access tandem switches where FGC switching is provided. When required by technical limitations, a separate trunk group will be established for each type of FGC switching arrangement provided. Different types of FGC or other switching arrangements may be combined in a single trunk group at the option of the Telephone Company.
- (8) Unless prohibited by technical limitations the providers of MTS and WATS may, at their option, combine Interim NXX Translation and/or Toll Free Number Data Base traffic in the same trunk group arrangement with their non-Interim NXX Translation traffic. When required by technical considerations, or when provided to a customer other than the provider of MTS and WATS, or at the request of the customer (i.e., provider of MTS and WATS), a separate trunk group will be established for Interim NXX Translation traffic and/or Toll Free Number Data Base. (C)

ACCESS SERVICE

6. **Switched Access Service** (Cont'd)

6.3 **Provision and Description of Switched Access Service Feature Groups**
(Cont'd)

6.3.3 **Feature Group C (FGC)** (Cont'd)

(B) **Transmission Specifications**

FGC is provided with either Type B or Type C Transmission Specifications as follows:

- When routed directly to the end office either Type B or Type C is provided.
- When routed to an access tandem only Type B is provided.
- Type B or Type C is provided on the transmission path from the access tandem to the end office.

Type C Transmission Specifications are provided with Interface Group 1 when routed directly to an end office. Type B is provided with Interface Groups 2 through 10, whether routed directly to an end office or to an access tandem.

Type DB Data Transmission Parameters are provided with FGC for the transmission path between the customer's premises and the end office when directly routed to the end office, and Type DB Data Transmission Parameters are provided for the transmission path between the customer's premises and the access tandem and between the access tandem and the end office when routed via an access tandem.

(C) **Testing Capabilities**

FGC is provided, in the terminating direction where equipment is available, with seven digit access to balance (100 type) test line, milliwatt (102 type) test line, nonsynchronous or synchronous test line, transmission measuring (105 type) test line, data transmission (107

ACCESS SERVICE

6. **Switched Access Service** (Cont'd)

6.3 **Provisions and Description of Switched Access Service Feature Groups**
(Cont'd)

6.3.3 **Feature Group C (FGC)** (Cont'd)

(C) **Testing Capabilities** (Cont'd)

type) test line, loop around test line, short circuit test line and open circuit test line. Additional testing services are available as set forth in Section 9. following for FGC.

(1) **Acceptance Testing**

At no additional charge, the Telephone Company will, at the customer's request, cooperatively test, at the time of installation, the following parameters: loss, C-notched noise, C-message noise, 3-tone slope, d.c. continuity and operational signaling.

When FGC with SS7 Signaling or CCSAC option is ordered, network compatibility and other operational tests will be performed cooperatively by the customer, the Telephone Company, and any agents contacted to provide CCSAC.

(2) **Routine Testing**

At no additional charge, the Telephone Company will, at the customer's request, test after installation on an automatic or manual basis, 1004 Hz loss, C-message noise and Balance (Return loss). In the case of automatic testing, the customer shall provide remote office test lines and 105 test lines with associated responders or their functional equivalent.

ACCESS SERVICE

6. **Switched Access Service** (Cont'd)

6.3 Provisions and Description of Switched Access Service Feature Groups (Cont'd)

6.3.3 Feature Group C (FGC) (Cont'd)

(D) Design and Traffic Routing

For Feature Group C, the Telephone Company shall design and determine the routing of Switched Access Service. Additionally, for Tandem Switched Transport the Telephone Company will design and determine the routing from the first point of switching to the end office. The Telephone Company shall also decide if capacity is to be provided by originating only, terminating only, or two-way trunk groups. Finally, the Telephone Company will decide whether trunk side access will be provided through the use of two-wire or four-wire trunk terminating equipment.

Selection of facilities and equipment and traffic routing of the service are based on standard engineering methods, available facilities and equipment, and actual traffic patterns.

6.3.4 Feature Group D (FGD)

(A) Description

- (1) FGD is provided at Telephone Company designated office switches whether routed directly or via Telephone Company designated electronic access tandem switches. The Telephone Company will designate the first point(s) of switching for FGD services where the Telephone Company elects to provide equal access through a centralized equal access arrangement. Those Telephone Company offices providing equal access through centralized arrangements are identified in the NATIONAL EXCHANGE CARRIER ASSOCIATION, INC. TARIFF F.C.C. NO.4.

ACCESS SERVICE

6. **Switched Access Service** (Cont'd)

6.3 **Provisions and Description of Switched Access Service Feature Groups**
(Cont'd)

6.3.4 **Feature Group D (FGD)** (Cont'd)

(A) **Description** (Cont'd)

- (2) FGD is provided as trunk side switching through the use of end office or access tandem switch trunk equipment. The switch trunk equipment is provided with wink start start-pulsing signals and answer and disconnect supervisory signaling. When FGD with SS7 signaling is ordered, no inband signaling is provided.
- (3) FGD switching is provided with multifrequency address signaling or out of band SS7 signaling. With multifrequency address signaling and SS7 signaling, up to 12 digits of the called party number dialed by the customer's end user using dual tone multifrequency or dial pulse address signals will be provided by Telephone Company equipment to the customer's premises where the Switched Access Service terminates. Such address signals will be subject to the ordinary transmission capabilities of the Local Transport provided.
- (4) FGD switching, when used in the originating direction, is provided with multifrequency address signaling. Up to 12 digits of the called party number dialed by the customer's end user using dual tone multifrequency, dial pulse address signals, or common channel signals will be provided by Telephone Company equipment to the customer's premises where the Switched Access Service terminates. Such address signals will be subject to the ordinary transmission capabilities of the Local Transport provided.

ACCESS SERVICE

6. **Switched Access Service** (Cont'd)

6.3 Provisions and Description of Switched Access Service Feature Groups
(Cont'd)

6.3.4 Feature Group D (FGD) (Cont'd)

(A) Description (Cont'd)

- (5) FGD switching, when used in the terminating direction, may be used to access valid NXX's in the LATA, time or weather announcement services of the Telephone Company, community information services of an information service provider, and other customers' services (by dialing the appropriate codes) when such services can be reached using valid NXX codes. When directly routed to an end office, only those valid NXX Codes served by that office may be accessed. When routed through an access tandem, only those valid NXX codes served by end offices subtending the access tandem may be accessed.

Additionally, non-access charges will also be billed for calls from a FGD trunk to another customer's service in accordance with that customer's applicable service rates when the Telephone Company performs the billing function for that customer. Calls in the terminating direction will not be completed to 950-0XXX or 950-1XXX access codes, local operator assistance (0- and 0+), Directory Assistance (411 and 555-1212), service codes, or 10XXX access codes.

ACCESS SERVICE

6. **Switched Access Service** (Cont'd)

6.3 Provisions and Description of Switched Access Service Feature Groups
(Cont'd)

6.3.4 Feature Group D (FGD) (Cont'd)

(A) Description (Cont'd)

(4) (Cont'd)

Calls will be completed to Directory Assistance (NPA-555-1212 or 555-1212) when FGD switching is combined with Directory Assistance switching. FGD may not be switched, in the terminating direction, to Switched Access Service Feature Groups B, C or D.

As an ordering option to the customer, terminating FGD, when routed through an access tandem, may also access valid NXX codes served by subtending end offices in which originating FGD is not available. Rating of this optional service is as set forth in Section 6.7.1(B)(3) following.

- (5) The Telephone Company will establish a trunk group or groups for the customer at end office switches or access tandem switches where FGD switching is provided. When required by technical limitations, a separate trunk group will be established for each type of FGD switching arrangement provided. Different types of FGD or other switching arrangements may be combined in a single trunk group at the option of the Telephone Company.

ACCESS SERVICE

6. **Switched Access Service** (Cont'd)

6.3 Provisions and Description of Switched Access Service Feature Groups
(Cont'd)

6.3.4 Feature Group D (FGD) (Cont'd)

(A) Description (Cont'd)

- (6) The access code for FGD switching is a uniform access code of the form 10XXX. A single access code will be the assigned number of all FGD access provided to the customer by the Telephone Company. No access code is required for calls to a customer over FGD Switched Access Service if the end user's telephone exchange service is arranged for presubscription to that customer, as set forth in 9.3.3 following.

Where no access code is required, the number dialed by the customer's end user shall be a seven or ten digit number for calls in the North American Numbering Plan (NANP).

For international calls outside the NANP, a seven to twelve digit number may be dialed. The form of the numbers dialed by the customer's end user is NXX-XXXX, 0 or 1+ NXX-XXXX, NPA + NXX-XXXX, 0 or 1+ NPA + NPA + NXX-XXXX, and, when the end office is equipped for International Direct Distance Dialing (IDDD), 01 + CC + NN or 011 + CC + NN.

ACCESS SERVICE

6. **Switched Access Service** (Cont'd)

6.3 Provisions and Description of Switched Access Service Feature Groups
(Cont'd)

6.3.4 Feature Group D (FGD) (Cont'd)

(A) Description (Cont'd)

(6) (Cont'd)

When the 10XXX access code is used, FGD switching also provides for dialing the digit 0 for access to the customer's operator, 911 for access to the Telephone Company's emergency reporting service, or the end-of-dialing digit (#) for cut-through access to the customer's premises.

Unless otherwise ordered by the F.C.C., when equal access is provided through a centralized equal access arrangement, the 10XXX access code may not be available in certain equal access offices. Those offices which provide FGD Switched Access Service without the 10XXX access code are identified in the NATIONAL EXCHANGE CARRIER ASSOCIATION, INC. TARIFF F.C.C. NO. 4.

(7) FGD switching will be arranged to accept calls from telephone exchange service locations without the need for dialing 10XXX uniform access code. Each telephone exchange service line may be marked with a code to identify which 10XXX code its calls will be directed to for interLATA service.

ACCESS SERVICE

6. **Switched Access Service** (Cont'd)

6.3 **Provisions and Description of Switched Access Service Feature Groups**
(Cont'd)

6.3.4 **Feature Group D (FGD)** (Cont'd)

(A) **Description** (Cont'd)

- (8) Unless prohibited by technical limitations, the customer's Interim NXX traffic may, at the option of the customer, be combined in the same trunk group arrangement with the customer's non-Interim NXX traffic. When required by technical limitations, or at the request of the customer, a separate trunk group will be established for Interim NXX traffic.

- (9) Unless prohibited by technical limitations, the customer's Interim NXX traffic may, at the option of the customer, be combined in the same trunk group arrangement with the customer's non-Interim NXX traffic. When required by technical limitations, or at the request of the customer, a separate trunk group will be established for Interim NXX traffic. (N)

ACCESS SERVICE

6. Switched Access Service (Cont'd)

6.3 Provisions and Description of Switched Access Service Feature Groups
(Cont'd)

6.3.4 Feature Group D (FGD) (Cont'd)

(A) Description (Cont'd)

- (10) When a customer has had FGB access in an end office and subsequently replaces the FGB access with FGD access, at the mutual agreement of the customer and the Telephone Company, the Telephone Company will direct calls dialed by the customer's end users using the customer's previous FGB access code to the customer's FGD access service.

The customer must be prepared to handle normally dialed FGD calls, as well as calls dialed with the FGB access code which requires the customer to receive additional address signaling from the end user. Such calls will be rated as FGD. The Telephone Company may, with 90 days' written notice to the customer, discontinue this arrangement.

- (11) Unless prohibited by technical limitations, the customer's Interim NXX Translation and/or Toll Free Number Data Base traffic may, at the option of the customer, be combined in the same trunk group arrangement with the customer's non-Interim NXX Translation and/or Toll Free Number Data Base traffic. When required by technical limitations, or at the request of the customer, a separate trunk group will be established for Interim NXX Translation and/or Toll Free Number Data Base traffic. (C)
(C)
(C)
(C)
- (12) Where facilities permit, the Telephone Company will, at the option of the customer, provide optional features. These optional features are described in Section 6.3.6 following. (C)

ACCESS SERVICE

6. **Switched Access Service** (Cont'd)

6.3 **Provisions and Description of Switched Access Service Future Groups**
(Cont'd)

6.3.4 **Feature Group D (FGD)** (Cont'd)

(B) **Transmission Specifications**

FGD is provided with either Type A, Type B or Type C Transmission Specifications as follows:

- When routed directly to the end office either Type B or C is provided.
- When routed to an access tandem only Type A is provided.
- Type A is provided on the transmission path from the access tandem to the end office.

Type C Transmission Specifications are provided with Interface Group 1. Type A and Type B Transmission Specifications are provided with Interface Groups 2 through 10.

Type DA Data Transmission Parameters are provided for the transmission path between the customer's premises and the access tandem and between the access tandem and the end office. Type DB Data Transmission Parameters are provided with FGD for the transmission path between the customer's premises and the end office when directly routed to the end office.

(C) **Testing Capabilities**

FGD is provided, in the terminating direction where equipment is available, with seven digit access to balance (100 type) test line, milliwatt (102 type) test line, nonsynchronous or synchronous test line, automatic transmission measuring (105 type) test line, data transmission (107 type) test line, loop around test line, short circuit test line and open circuit test line. Additional testing services are available as set forth in Section 9. following FGD.

ACCESS SERVICE

6. **Switched Access Service** (Cont'd)

6.3 Provisions and Description of Switched Access Service Future Groups
(Cont'd)

6.3.4 Feature Group D (FGD) (Cont'd)

(C) Testing Capabilities (Cont'd)

When FGD with SS7 signaling option is ordered, network compatibility and other operational tests will be performed cooperatively by the customer, the Telephone Company, and any agents contracted to provide CCSAC.

(1) Acceptance Testing

At no additional charge, the Telephone Company will, at the customer's request, cooperatively test, at the time of installation, the following parameters: Loss, C-notched noise, C-message noise, 3-tone slope, d.c. continuity and operational signaling.

(2) Routing Testing

At no additional charge, the Telephone Company will, at the customer's request, test after installation on an automatic or manual basis, 1004 Hz loss, C-message noise and balance (return loss). In the case of automatic testing, the customer shall provide remote office test lines and 105 test lines with associated responders or their functional equivalent.

ACCESS SERVICE

6. **Switched Access Service** (Cont'd)

6.3 Provisions and Description of Switched Access Service Feature Groups
(Cont'd)

6.3.4 Feature Group D (FGD) (Cont'd)

(D) Design and Traffic Routing

For Feature Group D, the Telephone Company shall design and determine the routing of tandem Switched Access Transport service, including the selection of the first point of switching and the selection of facilities from the interface to any switching point and to the end offices where busy hour minutes of capacity are ordered. The Telephone Company shall also decide if capacity is to be provided by originating only, terminating only, or two-way trunk groups. Finally, the Telephone Company will decide whether trunk side access will be provided through the use of two-wire or four-wire trunk terminating equipment.

For Feature Group D Direct Trunked Transport service, the Telephone Company will determine the routing of switched access service from the point of interface to the first point of switching or, if the customer specifies one or more hub locations for multiplexing, from the point of interface to that hub location, from one hub location to another hub location, and/or from a hub location to the first point of switching.

Selection of facilities and equipment and traffic routing of the service are based on standard engineering methods, available facilities and equipment, and actual traffic patterns. The Telephone Company will designate the first point(s) of switching and routing to be used where equal access is provided through a centralized equal access arrangement. Those Telephone Company offices providing equal access through centralized arrangements are identified in the NATIONAL EXCHANGE CARRIER ASSOCIATION, INC. TARIFF F.C.C. NO. 4.

ACCESS SERVICE

6. **Switched Access Service** (Cont'd)

6.3 **Provisions and Description of Switched Access Service Feature Groups**
(Cont'd)

6.3.5 **Manner of Provision**

Switched Access is furnished in either quantities of lines or trunks, or in busy hour minutes of capacity (BHMCs). FGA Access and FGB Access are furnished on a per-line or per-trunk basis respectively. FGC and FGD Access are furnished on a BHMC basis and on a per trunk basis as set forth in Section 5.2 preceding.

BHMCs are differentiated by type and directionality of traffic carried over a Switched Access Service arrangement. Differentiation of traffic among BHMC types is necessary for the Telephone Company to properly design Switched Access Service to meet the traffic carrying capacity requirement of the customer.

For Feature Groups A and B, which are ordered on a per line or per trunk basis respectively, and feature Groups C and D when ordered on a per trunk basis the customer specifies the type of transport facilities and the number of channels in the order for service.

For Tandem Switched Transport, the Telephone Company will determine the number of Switched Access Service transmission paths to be provided for the Switched Access Feature Group C and D busy hour minutes of capacity ordered. The number of transmission paths will be developed using the total busy hour minutes of capacity by type (as described in Section 6.1.1(B) preceding) for the end office for each Feature Group ordered from a customer's designated premises. The total busy hour minutes of capacity by type (e.g., originating, terminating, IDDD, Operator) for the end office will be converted to transmission paths using standard Telephone Company traffic engineering methods. The number of transmission paths provided shall be the number required based on (1) the use of access tandem switches and end office switches, (2) the use of the end office switches only, or (3) the use of the tandem switches only.

ACCESS SERVICE

6. Switched Access Service (Cont'd)

6.3 Provisions and Description of Switched Access Service Feature Groups
(Cont'd)

6.3.5 Manner of Provisions (Cont'd)

There are two major BHMC categories identified as Originating and Terminating. Originating BHMCs represent access capacity for carrying traffic from the end user to the customer. Terminating BHMCs represent access capacity for carrying traffic from the customer to the end user. When ordering capacity for FGC and FGD Access, the customer must at a minimum specify access capacity in terms of Originating BHMCs and/or Terminating BHMCs. Because some customers will wish to further segregate their originating traffic into separate trunk groups, or because segregation may be required by network considerations, Originating BHMCs are further categorized into Domestic, Toll Free Number, individual Interim NXX Translated Service Access Codes, Operator and IDDD. Domestic BHMCs represent access capacity for carrying only domestic traffic other than Toll Free Number, individual Interim NXX Translated Service Access Codes and Operator traffic; IDDD BHMCs represent access capacity for carrying only international traffic; and, Toll Free Number, individual Interim NXX Translated Service Access Codes and Operator BHMCs represent access capacity for carrying, respectively, only Toll Free Number, individual Interim NXX Translated Service Access Codes or Operator traffic. When ordering such types of access capacity, the customer must specify Domestic, Toll Free Number, individual Interim NXX Translated Service Access Codes, Operator or IDDD BHMCs.

ACCESS SERVICE

6. **Switched Access Service** (Cont'd)

6.3 Provisions and Description of Switched Access Service Feature Groups
(Cont'd)

6.3.6 Common Switching Transport Termination and Interim NXX
Translation Optional Features

(A) Optional Features

(1) Common Switching Nonchargeable Optional
Features

(a) Call Denial on Line or Hunt Group

This option allows for the screening of terminating Feature Group A calls. There are two screening arrangements available with this option as follows: 1) limiting terminating calls for completion to only 411 or 555-1212 whichever is available, 611, 911, Toll Free Number and a Telephone Company specified set of NXXs within the Telephone Company local exchange calling area of the dial tone office in which the arrangement is provided or, 2) limiting terminating calls to completion to only the NXXs associated with all end offices in the LATA, i.e., the call cannot be further switched or routed out of the LATA nor will calls be completed to 411 or 555-1212 whichever is available, 611, 911 or Toll Free Number. All other calls are routed to a reorder tone or recorded announcement. Arrangement 1 is provided in all Telephone Company electronic end offices and, where available, in electromechanical end offices. Arrangement 2 is provided where available. This feature is available with Feature Group A.

(C)

ACCESS SERVICE

6. **Switched Access Service** (Cont'd)

6.3 Provisions and Description of Switched Access Service Feature Groups
(Cont'd)

6.3.6 Common Switching Transport Termination and Interim NXX
Translation Optional Features (Cont'd)

(A) Optional Features (Cont'd)

(1) Common Switching Nonchargeable Optional
Features (Cont'd)

(b) Service Code Denial on Line or Hunt
Group

This option allows for the screening of terminating calls within the LATA, and for disallowing completion of calls to 0-, 555 and N11 (e.g., 411, 611 and 911). This feature is provided where available in all Telephone Company electronic end offices and electromechanical end offices. It is available with Feature Group A.

(c) Hunt Group Arrangement

This option provides the ability to sequentially access one of two or more line side connections in the originating direction, when the access code of the line group is dialed. This feature is provided in all Telephone Company end offices. It is available with Feature Group A. All Feature Group A access services in the same hunt group must provide off-hook supervisory signalling from the same point in time in the call sequence, i.e., all off-hook supervisory signals must

ACCESS SERVICE

6. **Switched Access Service** (Cont'd)

6.3 Provisions and Description of Switched Access Service Feature Groups
(Cont'd)

6.3.6 Common Switching Transport Termination and Interim NXX
Translation Optional Features (Cont'd)

(A) Optional Features (Cont'd)

(1) Common Switching Nonchargeable Optional
Features (Cont'd)

(c) Hunt Group Arrangement (Cont'd)

either be provided by the customer's equipment before the called party answers or all must be forwarded by the customer's equipment when the called party answers.

(d) Uniform Call Distribution Arrangement

This option provides a type of multiline hunting arrangement which provides for an even distribution of calls among the available lines in hunt group. Where available, this feature is provided in Telephone Company electronic end offices only. It is available with Feature Group A.

ACCESS SERVICE

6. **Switched Access Service** (Cont'd)

6.3 Provisions and Description of Switched Access Service Feature Groups
(Cont'd)

6.3.6 Common Switching Transport Termination and Interim NXX
Translation Optional Features (Cont'd)

(A) Optional Features (Cont'd)

(1) Common Switching Nonchargeable Optional
Features (Cont'd)

(e) Nonhunting Number for Use with Hunt
Group or Uniform Call Distribution
Arrangement

This option provides an arrangement for an individual line within a multiline hunt or uniform call distribution group that provides access to that line within the hunt or uniform call distribution group when it is idle or provides busy tone when it is busy, when the nonhunting number is dialed. Where available, this feature is provided in Telephone Company electronic end offices only. It is available with Feature Group A.

(f) Automatic Number Identification (ANI)

(i) This option provides the automatic transmission of a seven or ten digit number and information digits to the customer designated premises for calls originating in the LATA, to identify the calling station. The ANI feature is an end office software function which is associated on a call-by-call basis with:

ACCESS SERVICE

6. **Switched Access Service** (Cont'd)

6.3 Provisions and Description of Switched Access Service Feature Groups
(Cont'd)

6.3.6 Common Switching Transport Termination and Interim NXX
Translation Optional Features (Cont'd)

(A) Optional Features (Cont'd)

(1) Common Switching Nonchargeable Optional
Features (Cont'd)

(f) Automatic Number Identification (ANI)
(Cont'd)

(i) (Cont'd)

- (a) all individual transmission paths in a trunk group routed directly between an end office and a customer designated premises or, where technically feasible, with
- (b) all individual transmission paths in a trunk group between an end office and an access tandem, and a trunk group between an access tandem and a customer designated premises.

ACCESS SERVICE

6. **Switched Access Service** (Cont'd)

6.3 Provisions and Description of Switched Access Service Feature Groups
(Cont'd)

6.3.6 Common Switching Transport Termination and Interim NXX
Translation Optional Features (Cont'd)

(A) Optional Features (Cont'd)

(1) Common Switching Nonchargeable Optional
Features (Cont'd)

(f) Automatic Number Identification (ANI)
(Cont'd)

- (ii) The seven digit ANI telephone number is generally available with Feature Groups B and C. With these Feature Groups, technical limitations may exist in Telephone Company switching facilities which require ANI to be provided only on a directly trunked basis. ANI will be transmitted on all calls except those originating from multiparty lines, coin stations and coinless pay telephones using Feature Group B, or when an ANI failure has occurred.

ACCESS SERVICE

6. **Switched Access Service** (Cont'd)

6.3 **Provisions and Description of Switched Access Service Feature Groups** (Cont'd)

6.3.6 **Common Switching Transport Termination and Interim NXX Translation Optional Features** (Cont'd)

(A) **Optional Features** (Cont'd)

(1) **Common Switching Nonchargeable Optional Features** (Cont'd)

(f) **Automatic Number Identification (ANI)** (Cont'd)

- (iii) The ten digit ANI telephone number is only available with Feature Group D. When a customer orders SS7 Signalling, ANI will be automatically provided where technically feasible. In instances where ANI is unavailable, the customer will automatically receive the Calling Party Number as specified in Section 6.3.6(A)(1)(y). The ten digit ANI telephone number consists of the Numbering Plan Area (NPA) plus the seven digit ANI telephone number. The ten digit ANI telephone number will be transmitted on all calls except those identified as multiparty line or ANI failure, in which case only the NPA will be transmitted (in addition to the information digit described below). Seven digit ANI is not available with SS7 signaling.

ACCESS SERVICE

6. Switched Access Service (Cont'd)

6.3 Provisions and Description of Switched Access Service Feature Groups
(Cont'd)

6.3.6 Common Switching Transport Termination and Interim NXX
Translation Optional Features (Cont'd)

(A) Optional Features (Cont'd)

(1) Common Switching Nonchargeable Optional
Features (Cont'd)

(f) Automatic Number Identification (ANI)
(Cont'd)

- (iv) With Feature Group C, at the option of the customer, ANI may be ordered from end offices where Telephone Company recording for end user billing is not provided. Additionally, ANI is provided from end offices where message detail recording is not required by the Telephone Company; as with Toll Free Number service.

(C)
(C)

ACCESS SERVICE

6. **Switched Access Service** (Cont'd)

6.3 Provisions and Description of Switched Access Service Feature Groups
(Cont'd)

6.3.6 Common Switching Transport Termination and Interim NXX
Translation Optional Features (Cont'd)

(A) Optional Features (Cont'd)

(1) Common Switching Nonchargeable Optional
Features (Cont'd)

(f) Automatic Number Identification (ANI)
(Cont'd)

- (v) ANI is not provided from FGC end offices where the Telephone Company forwards ANI to its recording equipment. Where ANI cannot be provided, e.g., on calls from 4 and 8 party service, information digits will be provided to the customer.

The information digits identify:

- (1) telephone number is the station billing number - no special treatment required,
(2) multiparty line - telephone number is a 4- or 8- party line and cannot be identified - number must be obtained via an operator or in some other manner,

ACCESS SERVICE

6. **Switched Access Service** (Cont'd)

6.3 Provisions and Description of Switched Access Service Feature Groups (Cont'd)

6.3.6 Common Switching Transport Termination and Interim NXX Translation Optional Features (Cont'd)

(A) Optional Features (Cont'd)

(1) Common Switching Nonchargeable Optional Features (Cont'd)

(f) Automatic Number Identification (ANI)
(Cont'd)

(v) (Cont'd)

- (3) ANI failure has occurred in the end office switch which prevents identification of calling telephone number - must be obtained by operator or in some other manner,
- (4) hotel/motel originated call which requires room number identification,
- (5) coinless station, hospital, inmate, etc. call which requires special screening or handling by the customer, and
- (6) call is an Automatic Identified Outward Dialed (AIOD) call from customer premises equipment. The ANI telephone number is the listed telephone number of the customer and is not the telephone number of the calling party.

ACCESS SERVICE

6. **Switched Access Service** (Cont'd)

6.3 Provisions and Description of Switched Access Service Feature Groups
(Cont'd)

6.3.6 Common Switching Transport Termination and Interim NXX
Translation Optional Features (Cont'd)

(A) Optional Features (Cont'd)

(1) Common Switching Nonchargeable Optional
Features (Cont'd)

(f) Automatic Number Identification (ANI)
(Cont'd)

(v) (Cont'd)

(6) (Cont'd)
These ANI information
digits generally are
available with Feature
Groups B, C, and D.

(vi) Additional ANI information digits
are available with Feature Group
D only. They include:

- (1) InterLATA restricted -
telephone number is
identified line
- (2) InterLATA restricted -
hotel/motel line
- (3) InterLATA restricted -
coinless, hospital, inmate,
etc., line

These information digits
will be transmitted as
agreed to by the customer
and the Telephone
Company.

ACCESS SERVICE

6. **Switched Access Service** (Cont'd)

6.3 **Provisions and Description of Switched Access Service Feature Groups** (Cont'd)

6.3.6 **Common Switching Transport Termination and Interim NXX Translation Optional Features** (Cont'd)

(A) **Optional Features** (Cont'd)

(1) **Common Switching Nonchargeable Optional Features** (Cont'd)

(f) **Automatic Number Identification (ANI)** (Cont'd)

(vii) **Restrictions on Use and Sale of ANI**

(a) Intrastate access customers of this tariff may use ANI in the following manner:

- (1) For billing & collection, for information, for routing, screening, and completing the originating subscriber's call or transaction, or for services directly related to the originating telephone subscriber's call or transaction.

The customer may use ANI to offer a product or service that is directly related to the products or services previously acquired from the customer by the originating subscriber.

ACCESS SERVICE

6. **Switched Access Service** (Cont'd)

6.3 **Provisions and Description of Switched Access Service Feature Groups** (Cont'd)

6.3.6 **Common Switching Transport Termination and Interim NXX Translation Optional Features** (Cont'd)

(A) **Optional Features** (Cont'd)

(1) **Common Switching Nonchargeable Optional Features** (Cont'd)

(f) **Automatic Number Identification (ANI)** (Cont'd)

(vii) **Restrictions on Use and Sale of ANI** (Cont'd)

(b) Intrastate access customers of this tariff may not use ANI in the following manner:

- (1) Reusing or selling the telephone number or billing information without first notifying the originating telephone subscriber and obtaining the affirmative consent of such subscriber for such reuse or sale.
- (2) Disclosing (except as permitted in (a), preceding), any information derived from the ANI for any purpose other than 1) performing the services or transactions that are the subject of the originating subscriber's call, 2) ensuring network performance security and the effectiveness of call delivery, 3) compiling, using, and disclosing aggregate information, and 4) complying with applicable law or legal process.

ACCESS SERVICE

6. **Switched Access Service** (Cont'd)

6.3 Provisions and Description of Switched Access Service Feature Groups
(Cont'd)

6.3.6 Common Switching Transport Termination and Interim NXX
Translation Optional Features (Cont'd)

(A) Optional Features (Cont'd)

(1) Common Switching Nonchargeable Optional
Features (Cont'd)

(g) Up to 7 Digit Outpulsing of Access Digits
to Customer

This option generally provides for the end office capability of providing up to 7 digits of the uniform access code (950-0XXX, 950-1XXX) to the customer designated premises. The customer can request that only some of the digits in the access code be forwarded. The access code digits would be provided to the customer designated premises using multifrequency signaling, and transmission of the digits would precede the forwarding of ANI if that feature were provided. It is available with Feature Group B.

ACCESS SERVICE

6. **Switched Access Service** (Cont'd)

6.3 Provisions and Description of Switched Access Service Feature Groups
(Cont'd)

6.3.6 Common Switching Transport Termination and Interim NXX
Translation Optional Features (Cont'd)

(A) Optional Features (Cont'd)

(1) Common Switching Nonchargeable Optional
Features (Cont'd)

(h) Revertive Pulse Address Signaling

This option provides for a dc pulsing arrangement that transmits intelligence in the following manner:

- (i) The equipment at the originating location presents itself to represent the number of pulses required and to count the pulses received from the terminating location.
- (ii) The equipment at the terminating location transmits a series of pulses by the momentary grounding of its battery supply until the originating location breaks the dc path to indicate that the required number of pulses has been counted.

ACCESS SERVICE

6. **Switched Access Service** (Cont'd)

6.3 Provisions and Description of Switched Access Service Feature Groups
(Cont'd)

6.3.6 Common Switching Transport Termination and Interim NXX
Translation Optional Features (Cont'd)

(A) Optional Features (Cont'd)

(1) Common Switching Nonchargeable Optional
Features (Cont'd)

(h) Revertive Pulse Address Signaling
(Cont'd)

This option is available with Feature
Group C.

(i) Delay Dial Start-Pulsing Signaling

This option provides a method of
indicating to the near end trunk circuit
readiness to accept address signaling
information by the far end trunk circuit.
Delay dial is often referred to as an
off-hook, on-hook signaling sequence.
The delay dial signal is the off-hook
interval and the star-pulsing signal is the
on-hook interval. With integrity check,
the calling office will not outpulse until a
delay dial (off-hook) signal followed by a
start-pulsing (on-hook) signal has been
identified at the calling office. This option
is available with Feature Group C.

ACCESS SERVICE

6. **Switched Access Service** (Cont'd)

6.3 Provisions and Description of Switched Access Service Feature Groups
(Cont'd)

6.3.6 Common Switching Transport Termination and Interim NXX
Translation Optional Features (Cont'd)

(A) Optional Features (Cont'd)

(1) Common Switching Nonchargeable Optional
Features (Cont'd)

(j) Dial Pulse Address Signaling

This option provides for the forwarding of dial pulses from the Telephone Company end office to the customer without the need of a star-pulsing signal from the customer. It is available with Feature Group C.

(k) Immediate Dial Pulse Address Signaling

This trunk side option provides for the transmission of number information, e.g., called number, between the end office switching system and the customer designated premises (in either direction) by means of direct current pulses. It is available with Feature Group C.

(l) Panel Call Indicator Address Signaling

This option provides a dc pulsing arrangement in which each digit is transmitted as a series of four marginal and polarized impulses. It is available with Feature Group C.

ACCESS SERVICE

6. **Switched Access Service** (Cont'd)

6.3 Provisions and Description of Switched Access Service Feature Groups
(Cont'd)

6.3.6 Common Switching Transport Termination and Interim NXX
Translation Optional Features (Cont'd)

(A) Optional Features (Cont'd)

(1) Common Switching Nonchargeable Optional
Features (Cont'd)

(m) Service Class Routing

This option provides the capability of directing originating traffic from an end office to a trunk group to a customer designated premises, based on the line class of service (e.g., coin, multiparty or hotel/motel), service prefix indicator (e.g., 0-, 0+ or 011+, or Service Access Code (e.g., 900)). It is provided in suitably equipped end office or access tandem switches and is available with Feature Groups C and D.

(n) Alternate Traffic Routing

When the customer orders both Direct Trunked Transport and Tandem Switched Transport at the same end office, this option provides the capability of directing originating traffic from an end office (or appropriately equipped access tandem) to a trunk group (the "high usage" group) to a customer designated premises until that group is fully loaded, and then delivering additional originating traffic (the "overflowing" traffic) from the same end

ACCESS SERVICE

6. **Switched Access Service** (Cont'd)

6.3 Provisions and Description of Switched Access Service Feature Groups
(Cont'd)

6.3.6 Common Switching Transport Termination and Interim NXX
Translation Optional Features (Cont'd)

(A) Optional Features (Cont'd)

(1) Common Switching Nonchargeable Optional
Features (Cont'd)

(n) Alternate Traffic Routing (Cont'd)

office or access tandem to a different trunk group (the "final" group) to the same or a second customer designated premises.

The customer shall specify the last trunk CCS desired for the high usage group. It is provided in suitably equipped end office or access tandem switches and is available with Feature Groups B, C and D.

When alternate routing is available the FGD traffic will be directly measured. If the Telephone Company cannot measure the traffic, it will be estimated based on a 24-hour period representative of actual routing.

ACCESS SERVICE

6. Switched Access Service (Cont'd)

6.3 Provisions and Description of Switched Access Service Feature Groups (Cont'd)

6.3.6 Common Switching Transport Termination and Interim NXX Translation Optional Features (Cont'd)

(A) Optional Features (Cont'd)

(1) Common Switching Nonchargeable Optional Features (Cont'd)

(o) Trunk Access Limitation

This option provides for the routing of originating Interim NXX Translated Service Access Code calls to a specified number of transmission paths in a trunk group, in order to limit (choke) the completion of such traffic to the customer. Calls to the designated service which could not be completed over the subset of transmission paths in the trunk group, i.e., the choked calls, would be routed to reorder tone. It is provided in all Telephone Company electronic end offices and where available in electromechanical end offices. It is available with Feature Groups C and D.

ACCESS SERVICE

6. Switched Access Service (Cont'd)

6.3 Provisions and Description of Switched Access Service Feature Groups (Cont'd)

6.3.6 Common Switching Transport Termination and Interim NXX Translation Optional Features (Cont'd)

(A) Optional Features (Cont'd)

(1) Common Switching Nonchargeable Optional Features (Cont'd)

(p) Call Gapping Arrangement

This option, provided in suitably equipped end office switches, provides for the routing of originating calls to Interim NXX Translated Service Access Codes to be switched in the end office to all transmission paths in a trunk group dedicated to that specific service at a prescribed rate of flow, e.g., one call every five seconds, in order to limit (choke) the completion of such traffic to other customer. Calls to the designated service which are denied access by this feature, i.e., the choked calls, would be routed to a no-circuit announcement. It is provided in selected Feature Group D equipped end offices and is available only with Feature Group D.

The customer shall provide the Telephone Company notification of media stimulated mass calling events (e.g. 8XX, 900 option polls). Such notification, if received at least twenty-four hours prior to the event, will enable the Telephone Company to institute call gapping controls, where capability exists, so the controls will be in place when the event begins. Call gapping will be instituted as needed to protect the customer's and Telephone Company's networks.

(C)

ACCESS SERVICE

6. **Switched Access Service** (Cont'd)

6.3 Provisions and Description of Switched Access Service Feature Groups
(Cont'd)

6.3.6 Common Switching Transport Termination and Interim NXX
Translation Optional Features (Cont'd)

(A) Optional Features (Cont'd)

(1) Common Switching Nonchargeable Optional
Features (Cont'd)

(q) International Carrier Option

This option allows for Feature Group D end offices or access tandem switches equipped for International Direct Distance Dialing to be arranged to forward the international calls of one or more international carriers to the customer (i.e., the Telephone Company is able to route originating international calls to a customer other than the one designated by the end user either through presubscription or 10XXX dialing). This arrangement requires provision of written verification to the Telephone Company that the customer is authorized to forward such calls. The written verification must be in the form of a letter of agency authorizing the customer to order the option on behalf of the international carrier. This option is only provided at the Telephone Company end offices or access tandems equipped for International Direct Distance Dialing. It is available with Feature Group D.

ACCESS SERVICE

6. **Switched Access Service** (Cont'd)

6.3 Provisions and Description of Switched Access Service Feature Groups
(Cont'd)

6.3.6 Common Switching Transport Termination and Interim NXX
Translation Optional Features (Cont'd)

(A) Optional Features (Cont'd)

(1) Common Switching Nonchargeable Optional
Features (Cont'd)

(r) Band Advance Arrangement for Use with
Special Access Service Utilized in the
Provision of WATS or WATS-Type
Services

This option, which is provided in association with two or more Special Access Service groups, provides for the automatic overflow of terminating calls to a second Special Access Service group, when the first group has exceeded its call capacity. This option is available with Feature Groups A, B, C and D.

ACCESS SERVICE

6. **Switched Access Service** (Cont'd)

6.3 Provisions and Description of Switched Access Service Feature Groups
(Cont'd)

6.3.6 Common Switching Transport Termination and Interim NXX
Translation Optional Features (Cont'd)

(A) Optional Features (Cont'd)

(1) Common Switching Nonchargeable Optional
Features (Cont'd)

(s) End Office End User Line Service
Screening for Use with Special Access
Service Utilized in the Provision of WATS
or WATS-Type Services

This option provides the ability to verify that an end user has dialed a called party address (by screening the called NPA and/or NXX on the basis of geographical bands selected by the Telephone Company) which is in accordance with that end user's service agreement with the customer, e.g., WATS. This option is provided in all Telephone Company electronic end offices and, where available, in electromechanical end offices which are designated as WATS Serving Offices. It is available with Feature Groups A, B, C, and D.

ACCESS SERVICE

6. **Switched Access Service** (Cont'd)

6.3 Provisions and Description of Switched Access Service Feature Groups
(Cont'd)

6.3.6 Common Switching Transport Termination and Interim NXX
Translation Optional Features (Cont'd)

(A) Optional Features (Cont'd)

(1) Common Switching Nonchargeable Optional
Features (Cont'd)

(t) Hunt Group Arrangement for Use with
Special Access Service Utilized in the
Provision of WATS or WATS-Type
Services

This option provides the ability to sequentially access one of two or more Special Access Services utilized in the provision of WATS or WATS-type services (e.g. 800 Service Special access services) in the terminating direction, when the hunting number of the Special Access Service group is forwarded from the customer to the Telephone Company. This feature is provided in all Telephone Company designated WATS Serving Offices. It is available with Feature Groups A, B, C and D.

ACCESS SERVICE

6. **Switched Access Service** (Cont'd)

6.3 Provisions and Description of Switched Access Service Feature Groups
(Cont'd)

6.3.6 Common Switching Transport Termination and Interim NXX
Translation Optional Features (Cont'd)

(A) Optional Features (Cont'd)

(1) Common Switching Nonchargeable Optional
Features (Cont'd)

(u) Uniform Call Distribution Arrangement
for Use with Special Access Service
Utilized in the Provision of WATS or
WATS-Type Services

This option provides a type of multiline hunting arrangement which provides for an even distribution of terminating calls among the available Special Access Services utilized in the provision of WATS or WATS-type Services in the hunt group. Where available, this feature is only provided in Telephone Company designated WATS Serving Offices. It is available with Feature Groups A, B, C and D.

ACCESS SERVICE

6. **Switched Access Service** (Cont'd)

6.3 Provisions and Description of Switched Access Service Feature Groups
(Cont'd)

6.3.6 Common Switching Transport Termination and Interim NXX
Translation Optional Features (Cont'd)

(A) Optional Features (Cont'd)

(1) Common Switching Nonchargeable Optional
Features (Cont'd)

(v) Nonhunting Number for Use with Hunt
Group Arrangement or Uniform Call
Distribution Arrangement for Use with
Special Access Service Utilized in the
Provision of WATS or WATS-Type
Services

This option provides an arrangement for an individual Special Access Service utilized in the provision of WATS or WATS-type Services within a multiline hunt or uniform call distribution group that provides access to that Special Access Service within the hunt or uniform call distribution group when it is idle or provides busy tone when it is busy, when the nonhunting number is dialed. Where available, this feature is only provided in the Telephone Company designated WATS Serving Offices. It is available with Feature Groups A, B, C and D.

ACCESS SERVICE

6. **Switched Access Service** (Cont'd)

6.3 Provisions and Description of Switched Access Service Feature Groups
(Cont'd)

6.3.6 Common Switching Transport Termination and Interim NXX
Translation Optional Features (Cont'd)

(A) Optional Features (Cont'd)

(1) Common Switching Nonchargeable Optional
Features (Cont'd)

(w) Multifrequency Address Signaling

Multifrequency Address Signaling is available as an optional feature with FGC and FGD. This feature provides for the transmission of number information and control signals (e.g., number address signals, automatic number identification) between the end office switch and the customer's premises (in either direction). Multifrequency signaling arrangements make use of pairs of frequencies out of a group of six frequencies. Specific information transmitted is dependent upon feature group and call type (i.e., POTS, coin or operator). This feature is not available in combination with SS7 signaling.

ACCESS SERVICE

6. **Switched Access Service** (Cont'd)

6.3 Provisions and Description of Switched Access Service Feature Groups
(Cont'd)

6.3.6 Common Switching Transport Termination and Interim NXX
Translation Optional Features (Cont'd)

(A) Optional Features (Cont'd)

(1) Common Switching Nonchargeable Optional
Features (Cont'd)

(x) Signaling System 7 (SS7) Signaling

This feature provides common channel out of band transmission of address and supervisory SS7 protocol signaling information between the end office switch or the tandem office switching system and the customer's designated premises. This feature is available only in offices where technically feasible as indicated in the NATIONAL EXCHANGE CARRIER ASSOCIATION INC. TARIFF F.C.C. NO. 4. The signaling information is transmitted to the Telephone Company designated STP which may be provided by a separate entity. The customer must arrange CCSAC facilities with the entity providing the STP in order to receive SS7 signaling from the Telephone Company. This feature is available with FGC

ACCESS SERVICE

6. Switched Access Service (Cont'd)

6.3 Provisions and Description of Switched Access Service Feature Groups (Cont'd)

6.3.6 Common Switching Transport Termination and Interim NXX Translation Optional Features (Cont'd)

(A) Optional Features (Cont'd)

(1) Common Switching Nonchargeable Optional Features (Cont'd)

(x) Signaling System 7 (SS7) Signaling (Cont'd)

and FGD and will be provided in accordance with the SS7 Interconnect specifications described in Technical Reference TR-TSV-000905.

(y) Calling Party Number (CPN)

This feature provides for the automatic transmission of the ten digit directory number, associated with a calling station, to the customer's premises for calls originating in the LATA. The ten digit telephone number consists of the NPA plus the seven digit telephone number, which may or may not be the same number as the calling station's charge number. The ten digit telephone number will be coded as presented, or restricted via a "privacy indicator" for delivery to the called end user. This feature is automatically provided with originating FGC and FGD with SS7 signaling. SS7 Signalling is available where technically feasible.

ACCESS SERVICE

6. **Switched Access Service** (Cont'd)

6.3 **Provisions and Description of Switched Access Service Feature Groups** (Cont'd)

6.3.6 **Common Switching Transport Termination and Interim NXX Translation Optional Features** (Cont'd)

(A) **Optional Features** (Cont'd)

(1) **Common Switching Nonchargeable Optional Features** (Cont'd)

(y) **Calling Party Number (CPN)** (Cont'd)

(1) **Restrictions on Use and Sale of CPN**

(a) Intrastate access customers of this tariff may use CPN in the following manner:

- (i) For billing and collection information, for routing, screening, and completing the originating subscriber's call or transaction, or for services directly related to the originating telephone subscriber's call or transaction.

The customer may use CPN to offer a product or service that is directly related to the products or services previously acquired from the customer by the originating subscriber.

ACCESS SERVICE

6. Switched Access Service (Cont'd)

6.3 Provisions and Description of Switched Access Service Feature Groups (Cont'd)

6.3.6 Common Switching Transport Termination and Interim NXX Translation
Optional Features (Cont'd)

(A) Optional Features (Cont'd)

(1) Common Switching Nonchargeable Optional Features (Cont'd)

(y) Calling Party Number (CPN) (Cont'd)

(1) Restrictions on Use and Sale of CPN (Cont'd)

(b) Intrastate access customers of this tariff may not use CPN in the following manner:

- (i) Reusing or selling the telephone number or billing information without first notifying the originating telephone subscriber and obtaining the affirmative consent of such subscriber for such reuse or sale.
- (ii) Disclosing (except as permitted in (a), preceding) any information derived from the CPN for any purpose other than 1) performing the services or transactions that are the subject of the originating subscriber's call, 2) ensuring network performance security and the effectiveness of call delivery, 3) compiling, using, and disclosing aggregate information, and 4) complying with applicable law or legal process.

ACCESS SERVICE

Switched Access Service (Cont'd)

6.3 Provisions and Description of Switched Access Service Feature Groups
(Cont'd)

6.3.6 Common Switching Transport Termination and Interim NXX
Translation Optional Features (Cont'd)

(A) Optional Features (Cont'd)

(1) Common Switching Nonchargeable Optional
Features (Cont'd)

(z) Carrier Selection Parameter (CSP)*

This feature provides for the automatic transmission of a signaling indicator which signifies to the customer whether or not the call being processed originated from a presubscribed line. If the line was presubscribed, the indicator will signify if the end user did or did not dial 10XXX. This feature is provided with originating FGD with SS7 signaling.

* CSP is available only at selected Telephone Company switches.

ACCESS SERVICE

6. Switched Access Service (Cont'd)

6.3 Provisions and Description of Switched Access Service Feature Groups (Cont'd)

6.3.6 Common Switching Transport Termination and Interim NXX Translation Optional Features (Cont'd)

(A) Optional Features (Cont'd)

(1) Common Switching Nonchargeable Optional Features (Cont'd)

(aa) Charge Number Parameter (CNP)

1) The CNP is equivalent to the existing ten digit Automatic Number Identification (ANI) available with FGC where technically feasible and FGD with MF signaling. The CNP provides for the automatic transmission of the ten digit billing number of the calling station and the originating line information. This feature is provided with originating FGC and FGD with SS7 signaling.

(2) Restrictions on Use and Sale of CNP

a) Intrastate access customers of this tariff may use CNP in the following manner:

i) For billing and collection information, for routing, screening, and completing the originating subscriber's call or transaction, or for services directly related to the originating telephone subscriber's call or transaction.

The customer may use CNP to offer a product or service that is directly related to the products or services previously acquired from the customer by the originating subscriber.

ACCESS SERVICE

6. **Switched Access Service** (Cont'd)

6.3 Provisions and Description of Switched Access Service Feature Groups (Cont'd)

6.3.6 Common Switching Transport Termination and Interim NXX Translation Optional Features (Cont'd)

(A) Optional Features (Cont'd)

(1) Common Switching Nonchargeable Optional Features (Cont'd)

(aa) Charge Number Parameter (CNP) (Cont'd)

(2) Restrictions on Use and Sale of CNP (Cont'd)

b) Intrastate access customers of this tariff may not use CNP in the following manner:

- (i) Reusing or selling the telephone number or billing information without first notifying the originating telephone subscriber and obtaining the affirmative consent of such subscriber for such reuse or sale.
- (ii) Disclosing (except as permitted in (a), preceding) any information derived from the CNP for any purpose other than 1) performing the services or transactions that are the subject of the originating subscriber's call, 2) ensuring network performance security and the effectiveness of call delivery, 3) compiling, using, and disclosing aggregate information, and 4) complying with applicable law or legal process.

ACCESS SERVICE

6. **Switched Access Service** (Cont'd)

6.3 **Provisions and Description of Switched Access Service Feature Groups** (Cont'd)

6.3.6 **Common Switching Transport Termination and Interim NXX Translation Optional Features** (Cont'd)

(A) **Optional Features** (Cont'd)

(2) **Transport Termination Nonchargeable Optional Features**

(a) **Rotary Dial Station Signaling**

This option provides for the transmission of called party address signaling from rotary dial stations to the customer designated premises for originating calls. This option is provided in the form of a specific type of Transport Termination. It is available with Feature Group B, only on a directly trunked basis.

(M) Material previously appearing on Original Page 184 now appears on this Page.

ACCESS SERVICE

6. **Switched Access Service** (Cont'd)

6.3 Provisions and Description of Switched Access Service Feature Groups
(Cont'd)

6.3.6 Common Switching Transport Termination and Interim NXX
Translation Optional Features (Cont'd)

(A) Optional Features (Cont'd)

(2) Transport Termination Nonchargeable Optional
Features (Cont'd)

(b) Operator Trunk - Coin, Non-Coin, or
Combined Coin and Non-Coin

This option may be ordered to provide coin, non-coin, or combined coin and non-coin operation. It is available only with Feature Group C and is provided in electronic end offices and other Telephone Company end offices where equipment is available. It is provided as a trunk type of Transport Termination.

Coin

This arrangement provides for initial coin return control and routing of 0+, 0-, 1+, 01+, or 011+ respectively. Because operator assisted coin calling traffic is routed over a trunk group dedicated to operator assisted calls, this arrangement is only provided in association with the Service Class Routing option.

ACCESS SERVICE

6. **Switched Access Service** (Cont'd)

6.3 Provisions and Description of Switched Access Service Feature Groups
(Cont'd)

6.3.6 Common Switching Transport Termination and Interim NXX
Translation Optional Features (Cont'd)

(A) Optional Features (Cont'd)

(2) Transport Termination Nonchargeable Optional
Features (Cont'd)

(b) Operator Trunk-Coin, Non-Coin, or
Combined Coin and Non-Coin (Cont'd)

Coin (Cont'd)

The operator assistance coin calling arrangement is also normally ordered by the customer in conjunction with the ANI optional feature, since the preponderance of trunk groups equipped with this arrangement will be terminated in the customer's TSPS systems, rather than in the customer's manual cord boards.

Non-Coin

This arrangement provides for the routing of 0+, 0-, 1+, 01+, or 011+ respectively. Because operator assisted non-coin calling traffic is routed over a trunk group dedicated to operator assisted calls, this arrangement is only provided in association with the Service Class Routing option.

ACCESS SERVICE

6. **Switched Access Service** (Cont'd)

6.3 Provisions and Description of Switched Access Service Feature Groups
(Cont'd)

6.3.6 Common Switching Transport Termination and Interim NXX
Translation Optional Features (Cont'd)

(A) Optional Features (Cont'd)

(2) Transport Termination Nonchargeable Optional
Features (Cont'd)

(b) Operator Trunk-Coin, Non-Coin, or
Combined Coin and Non-Coin (Cont'd)

Non-Coin (Cont'd)

The operator assistance non-coin calling arrangement is also normally ordered by the customer in conjunction with the ANI optional feature, since the preponderance of trunk groups equipped with this arrangement will be terminated in the customer's TSPS systems, rather than in the customer's manual cord boards. When so equipped, the ANI feature provides for the forwarding of information digits which identify that the call has originated from a hotel or motel, and whether room number identification is required, or that special screening is required, e.g., for coinless

ACCESS SERVICE

6. **Switched Access Service** (Cont'd)

6.3 Provisions and Description of Switched Access Service Feature Groups
(Cont'd)

6.3.6 Common Switching Transport Termination and Interim NXX
Translation Optional Features (Cont'd)

(A) Optional Features (Cont'd)

(2) Transport Termination Nonchargeable Optional
Features (Cont'd)

(b) Operator Trunk-Coin, Non-Coin, or
Combined Coin and Non-Coin (Cont'd)

public stations, dormitory or inmate
stations, other screening arrangements
agreed to between the customer and the
Telephone Company.

Combined Coin and Non-Coin

This arrangement provides for initial coin
return control and routing of 0+, 0-, 1+, or
011+, respectively. Because operator
assisted coin and non-coin calling traffic is
routed over a trunk group dedicated to
operator assisted calls, this arrangement is
only provided in association with the
Service Class Routing option.

ACCESS SERVICE

6. **Switched Access Service** (Cont'd)

6.3 Provisions and Description of Switched Access Service Feature Groups
(Cont'd)

6.3.6 Common Switching Transport Termination and Interim NXX
Translation Optional Features (Cont'd)

(A) Optional Features (Cont'd)

(2) Transport Termination Nonchargeable Optional
Features (Cont'd)

(b) Operator Trunk-Coin, Non-Coin, or
Combined Coin and Non-Coin (Cont'd)

Combined Coin and Non-Coin (Cont'd)

This arrangement is normally ordered by the customer in conjunction with the ANI optional feature, since the preponderance of trunk groups equipped with this arrangement will be terminated in the customer's operator services systems, rather than the customer's manual cord boards. When so equipped, the ANI optional feature provides for the forwarding of information digits which identify that the call has originated from a hotel or motel, and whether room number identification is required, or that special screening is required, e.g., for coinless public stations, dormitory or inmate stations, or other screening arrangements agreed to between the customer and the Telephone Company.

ACCESS SERVICE

6. Switched Access Service (Cont'd)

6.3 Provisions and Description of Switched Access Service Feature Groups (Cont'd)

6.3.6 Common Switching Transport Termination and Interim NXX Translation Optional Features (Cont'd)

(A) Optional Features (Cont'd)

(2) Transport Termination Nonchargeable Optional Features (Cont'd)

(c) Operator Trunk-Full Feature

This option provides the initial coin return control function to the customer's operator. It is available with Feature Group D and is provided as trunk type for Transport Termination. Because it requires inband signaling, this feature is not available with the SS7 Signaling option.

(3) Chargeable Optional Features

(a) Interim NXX Translation

Interim NXX Translation optional feature is an originating offering utilizing trunk side Switched Access Service. The service provides a customer identification function based on the dialed Interim NXX Translated Service Access Code (e.g., 900) and the NXX following the SAC.

The Telephone Company provides for the forwarding of end user dialed 0+ and 1+ SAC-NXX-XXXX calls to the customer, based on the SAC-NXX dialed. Calls to the 900 SAC, however, will be forwarded only when the end user dials 1+900+NXX-XXXX. Calls made to 0+900+NXX-XXXX will be blocked.

ACCESS SERVICE

6. Switched Access Service (Cont'd)

6.3 Provisions and Description of Switched Access Service Feature Groups
(Cont'd)

6.3.6 Common Switching Transport Termination and Interim NXX
Translation Optional Features (Cont'd)

(A) Optional Features (Cont'd)

(3) Chargeable Optional Features (Cont'd)

(a) Interim NXX Translation (Cont'd)

When an Interim NXX Translated Service Access Code call is originated by an end user, the Telephone Company will perform the customer identification function based on the dialed digits to determine the customer location to which the call is to be routed. If the call originated from an end office switch not equipped to provide the customer identification function, the call will be routed to an office at which the function is available. Once customer identification has been established, the call will be routed to the customer. Calls originating from an end office switch at which the customer identification function is performed, but to which the customer has not ordered Interim NXX Translation, will be blocked.

ACCESS SERVICE

6. **Switched Access Service** (Cont'd)

6.3 Provisions and Description of Switched Access Service Feature Groups
(Cont'd)

6.3.6 Common Switching Transport Termination and Interim NXX
Translation Optional Features (Cont'd)

(A) Optional Features (Cont'd)

(3) Chargeable Optional Features (Cont'd)

(a) Interim NXX Translation (Cont'd)

The manner in which Interim NXX Translation is provided is dependent on the status of the end office from which the service is provided (i.e., equipped with equal access capabilities or not equipped with equal access capabilities). When Interim NXX Translation is provided from an end office equipped with equal access capabilities, it will be provided in conjunction with FGD Switched Access Service. When Interim NXX Translation is provided from an end office not equipped with equal access capabilities, it will be provided in conjunction with FGC Switched Access Service.

Technical limitations may require Interim NXX Translated traffic to be routed on separate trunk groups. Further separation may be required for individual Interim NXX Translated Service Access Codes.

ACCESS SERVICE

6. Switched Access Service (Cont'd)

6.3 Provisions and Description of Switched Access Service Feature Groups (Cont'd)

6.3.6 Common Switching Transport Termination and Interim NXX Translation Optional Features (Cont'd)

(A) Optional Features (Cont'd)

(3) Chargeable Optional Features (Cont'd)

(b) Toll Free Number Data Base Access Service (C)

Toll Free Number Data Base Access Service is provided to all customers in conjunction with FGC and FGD switched access service. When a 1+Toll Free Number+NXX-XXXX call is originated by an end user, the Telephone Company will utilize the Signaling System 7 (SS7) network to query an Toll Free Number data base to identify the customer to whom the call will be delivered and provide vertical features based on the dialed ten digits. The call will then be routed to the identified customer over FGC or FGD switched access. (C)

A Basic or Vertical Feature Query charge, as set forth in Section 12.2.2.D following, is assessed for each query launched to the data base which identifies the customer to whom the call will be delivered. (C)

The Basic Query provides the identification of the customer to whom the call will be delivered and includes area of service routing which allows routing of Toll Free Number calls by telephone companies to different interexchange (C)

ACCESS SERVICE

6. Switched Access Service (Cont'd)

6.3 Provisions and Description of Switched Access Service Feature Groups
(Cont'd)

6.3.6 Common Switching Transport Termination and Interim NXX
Translation Optional Features (Cont'd)

(A) Optional Features (Cont'd)

(3) Chargeable Optional Features (Cont'd)

(b) Toll Free Number Data Base Access (C)
Service (Cont'd)

carriers based on the Local Access
Transport Area (LATA) in which the call
originates.

The Vertical Feature Query provides the
same customer identification as the basic
query plus vertical features which may
include: (1) call validation, (ensuring that
calls originate from subscribed service
areas); (2) POTS translation of Toll Free (C)
Number numbers; (3) alternate POTS (C)
translation (which allows subscribers to
vary the routing of Toll Free Number calls (C)
based on factors such as time of day, place
or origination of the call, etc.); and (4)
multiple carrier routing (which allows
subscribers to route to different carriers
based on factors similar to those in (3)).

The manner in which Toll Free Number (C)
data base access service is provided is
dependent on the availability of SS7
service at the end office from which the
service is provided as outlined following:

ACCESS SERVICE

6. **Switched Access Service** (Cont'd)

6.3 Provisions and Description of Switched Access Service Feature Groups
(Cont'd)

6.3.6 Common Switching Transport Termination and Interim NXX
Translation Optional Features (Cont'd)

(A) Optional Features (Cont'd)

(3) Chargeable Optional Features (Cont'd)

(b) 800 Data Base Access Service (Cont'd)

- When 800 data base access service originates at an end office equipped with Service Switching Point (SSP) capability for querying centralized data bases, all such service will be provisioned from that end office.

- When 800 data base access service originates at an end office not equipped with SSP customer identification capability, the 800 call will be delivered to the access tandem on which the end office is homed and which is equipped with the SSP feature to query centralized data bases.

Query charges as set forth in Section 12.2.2.D following are in addition to those charges applicable for the Feature Group C or Feature Group D switched access service.

ACCESS SERVICE

6. **Switched Access Service** (Cont'd)

6.4 **Transmission Specifications**

Each Switched Access Service transmission path is provided with standard transmission specifications. There are three different standard specifications (Types A, B and C). The standard for a particular transmission path is dependent on the Feature Group, the Interface Group and whether the service is directly routed or via an access tandem. The available transmission specifications are set forth in Section 11.2.1 following. Data Transmission Parameters are also provided with each Switched Access Service transmission path. The Telephone Company will upon notification by the customer that the data parameters set forth in Section 11.2.2(A), 11.2.2(B), or 11.2.2(C) are not being met, conduct tests independently or in cooperation with the customer, and take any necessary action to insure that the data parameters are met.

ACCESS SERVICE

6. **Switched Access Service** (Cont'd)

6.4 **Transmission Specifications** (Cont'd)

The Telephone Company will maintain existing transmission specifications on functioning service configurations installed prior to the effective date of this tariff except that service configurations having performance specifications exceeding the standards listed in this provision will be maintained at performance levels specified in this tariff.

The transmission specifications concerning Switched Access Service are immediate action limits and are set forth in Section 11.2 following. Acceptance limits are set forth in Technical Reference TR-NWT-000334. This Technical Reference also provides the basis for determining Switched Access Service maintenance limits.

ACCESS SERVICE

6. **Switched Access Service** (Cont'd)

6.5 Obligation of the Telephone Company

In addition to the obligations of the Telephone Company set forth in Section 2. preceding, the Telephone Company has certain other obligations pertaining only to the provision of Switched Access Service. These obligations are as follows:

6.5.1 Network Management

The Telephone Company will administer its network to insure the provision of acceptable service levels to all telecommunications users of the Telephone Company's network services. Generally, service levels are considered acceptable only when both end users and customers are able to establish connections with little or no delay encountered within the Telephone Company network. The Telephone Company maintains the right to apply protective controls, i.e., those actions, such as call gapping, which selectively cancel the completion of traffic, over any traffic carried over its network, including that associated with a customer's Switched Access Service. Generally, such protective measures would only be taken as a result of occurrences such as failure or overload of Telephone Company or customer facilities, natural disasters, mass calling or national security demands. In the event that the protective controls applied by the Telephone Company result in the complete loss of service by the customer, the customer will be granted a Credit Allowance for Service Interruption as set forth in Section 2.4.3.

6.5.2 Design and Traffic Routing of Switched Access Service

For Feature Group C and Feature Group D, the Telephone Company shall design and determine the routing of Switched Access Service. The Telephone Company shall also decide if capacity is to be provided by originating only, terminating only, or two-way trunk groups. The Telephone Company will decide whether trunk side access will be provided through the use of two-wire or four wire trunk terminating equipment.

ACCESS SERVICE

6. **Switched Access Service** (Cont'd)

6.5 Obligation of the Telephone Company (Cont'd)

6.5.2 Design and Traffic Routing of Switched Access Service (Cont'd)

Selection of facilities and equipment and traffic routing of the service are based on standard engineering methods, available facilities and equipment, and the Telephone Company traffic routing plans. If the customer desires routing or directionality different from that determined by the Telephone Company, the Telephone Company will work cooperatively with the customer to develop routing and other local transport arrangements.

The Telephone Company will designate the first point(s) of switching and routing to be used where equal access is provided through a centralized equal access arrangement. Those Telephone Company offices providing equal access through centralized arrangements are identified in the NATIONAL EXCHANGE CARRIER ASSOCIATION, INC. TARIFF F.C.C. NO. 4.

For Feature Groups A and B, the line trunk directionality and traffic routing of the Switched Access Service between the customer's premises and the entry switch are determined by the customer's order for service.

6.5.3 Provision of Service Performance Data

Subject to availability, end-to-end service performance data available to the Telephone Company through its own service evaluation routines, may be made available to the customer based on previously arranged intervals and format. These data provide information on overall end-to-end call completion and non-completion performance. These data do not include service performance data which are provided under other tariff sections, e.g., testing service results. The charges for provision of this data will be determined on an individual case basis.

ACCESS SERVICE

6. **Switched Access Service** (Cont'd)

6.5 Obligation of the Telephone Company (Cont'd)

6.5.4 Trunk Group Measurement Reports

Subject to availability, the Telephone Company will make available trunk group data in the form of usage in CCS, peg count and overflow, to the customer based on previously agreed to intervals.

6.5.5 Determination of Number of Transmission Paths

The following applies to Switched Access Voice Transmission paths, and does not apply to signaling connections provided with CCSAC. The number of transmission paths for CCSAC connections will be determined jointly by the Telephone Company and the customer.

For Feature Groups A and B, which are ordered on a per line or per trunk basis respectively, and Feature Groups C and D when ordered on a per trunk basis, the customer specifies the type of transport facilities and the number of channels in the order for service.

For Tandem Switched Transport, the Telephone Company will determine the number of Switched Access Service transmission paths to be provided for the Switched Access Feature Group C or D busy hour minutes of capacity ordered. The number of transmission paths will be developed using the total busy hour minutes of capacity by type (as described in Section 6.3.5 preceding) by end office for each Feature Group ordered from a customer's designated premises. The total busy hour minutes of capacity by type for the end office will be converted to transmission paths using standard Telephone Company traffic engineering methods.

6.5.6 Design Blocking Measurement

The Telephone Company will design the facilities used in the provision of Switched Access Service to meet the blocking probability criteria as set forth in (A) following and (B) following.

ACCESS SERVICE

6. **Switched Access Service** (Cont'd)

6.5 Obligation of the Telephone Company (Cont'd)

6.5.6 Design Blocking Measurement (Cont'd)

- (A) For Feature Groups A and B, no design blocking criteria apply. For Feature Group C, the design blocking objective will be no greater than one percent (.01) between the point of termination at the customer's designated premises and the first point of switching when traffic is directly routed without an alternate route. Standard traffic engineering methods will be used by the Telephone Company to determine the number of transmission paths required to achieve this level of blocking.

For Feature Group D, the design blocking objective will be no greater than one percent (.01) between the point of termination at the customer's designated premises and the end office switch, whether the traffic is directly routed without an alternate route or routed via an access tandem. Standard traffic engineering methods as set forth in reference document Telecommunications Transmission Engineering - Volume 3 - Networks and Services (Chapters 6-7) will be used by the Telephone Company to determine the number of transmission paths requested to achieve this level of blocking.

- (B) The Telephone Company will perform routine measurement functions to assure that an adequate number of transmission paths are in service. The Telephone Company will recommend that additional capacity (i.e., busy hour minutes of capacity) be ordered by the customer when additional paths are required to reduce the measured blocking to the designed blocking level. For the capacity ordered, the design blocking objective is assumed to have been met if the routine measurements show that the measured blocking does not exceed the threshold listed in the following tables.

ACCESS SERVICE

6. **Switched Access Service** (Cont'd)

6.5 Obligation of the Telephone Company (Cont'd)

6.5.6 Design Blocking Measurement (Cont'd)

(B) (Cont'd)

- (1) For transmission paths carrying only first routed traffic direct between an end office and customer's designated premises without an alternate route, and for paths carrying only overflow traffic, the measured blocking thresholds are as follows:

| Number of Transmission Paths Per Trunk Group | Measured Blocking Thresholds in the Time Consistent Busy Hour for the Number of Measurements Taken Between 8:00 a.m. and 11:00 p.m. Per Trunk Group | | | |
|--|---|--------------|--------------|--------------|
| | 15-20 | 11-14 | 7-10 | 3-6 |
| | Measurements | Measurements | Measurements | Measurements |
| 2 | .070 | .080 | .090 | .140 |
| 3 | .050 | .060 | .070 | .090 |
| 4 | .050 | .060 | .070 | .080 |
| 5-6 | .040 | .050 | .060 | .070 |
| 7 or more | .030 | .035 | .040 | .060 |

ACCESS SERVICE

6. **Switched Access Service** (Cont'd)

6.5 Obligation of the Telephone Company (Cont'd)

6.5.6 Design Blocking Measurement (Cont'd)

(B) (Cont'd)

- (2) For transmission paths carrying first routed traffic between an end office and customer's premises via an access tandem, the measured blocking thresholds are as follows:

| <u>Number of Transmission Paths Per Trunk Group</u> | Measured Blocking Thresholds in the Time Consistent Busy Hour for the Number of Measurements Taken Between 8:00 a.m. and 11:00 p.m. <u>Per Trunk Group</u> | | | |
|---|--|---------------------|---------------------|---------------------|
| | 15-20 | 11-14 | 7-10 | 3-6 |
| | <u>Measurements</u> | <u>Measurements</u> | <u>Measurements</u> | <u>Measurements</u> |
| 2 | .045 | .055 | .060 | .095 |
| 3 | .035 | .040 | .045 | .060 |
| 4 | .035 | .040 | .045 | .055 |
| 5-6 | .025 | .035 | .040 | .045 |
| 7 or more | .020 | .025 | .030 | .040 |

ACCESS SERVICE

6. **Switched Access Service** (Cont'd)

6.5 Obligations of the Telephone Company (Cont'd)

6.5.7 Design Layout Report

At the request of the customer, the Telephone Company will provide to the customer the makeup of the facilities and services provided from the customer's premises to the first point of switching. This information will be provided in the form of a Design Layout Report. The Design Layout Report will be provided to the customer at no charge, and will be reissued or updated whenever these facilities are materially changed.

6.6 Obligations of the Customer

In addition to the obligations of the customer set forth in Section 2.3, the customer has certain specific obligations pertaining to the use of Switched Access Service. These obligations are as follows:

6.6.1 Supervisory Signaling

The customer's facilities shall provide the necessary on-hook, off-hook, answer and disconnect supervision.

6.6.2 Trunk Group Measurement Reports

With the agreement of the customer, trunk group data in the form of usage in CCS, peg count and overflow for its end of all access trunk groups, where technologically feasible, will be made available to the Telephone Company. These data will be used to monitor trunk group utilization and service performance and will be provided based on previously arranged intervals and format.

ACCESS SERVICE

6. Switched Access Service (Cont'd)

6.6 Obligations of the Customer (Cont'd)

6.6.3 Identification and Rating of Toll VoIP-PSTN Traffic (C)

- (A) Toll VoIP-PSTN traffic is defined as traffic exchanged over the Public Switched Telephone Network (“PSTN”) facilities that originates and/or terminates in Internet Protocol (“IP”) format. This section governs the identification of Toll VoIP-PSTN traffic that, in the absence of an interconnection agreement, is required to be compensated at interstate access rates by the Federal Communications Commission in its Report and Order in WC Docket Nos. 10-90, etc., FCC Release No. 11-161 (Nov. 18, 2011) (“FCC Order”). The FCC further clarified certain rules adopted in the Nov. 18, 2011 Order, in WC Docket Nos. 10-90 etc., FCC Release No. 12-47 (April 25, 2012)(“Second Order on Reconsideration”). The FCC Second Order on Reconsideration states that, effective July 1, 2014, carriers will be permitted to tariff default rates equal to their interstate originating access rates when they originate Toll VoIP-PSTN traffic. In accordance with the FCC’s Second Order on Reconsideration, the originating Toll VoIP-PSTN Traffic rates listed in Section 12.2.2 reflect the Telephone Company’s applicable tariffed interstate access rates for each rate element. (C)
(D)
|
(D)

Specifically, this section establishes the method of distinguishing such traffic (referred to in this tariff as “Toll VoIP-PSTN Traffic”) from the Customer’s total intrastate access traffic, so that such Toll VoIP-PSTN Traffic can be billed in accordance with the FCC Order.

This section will be applied to the billing of switched access charges to a customer that is a local exchange carrier only to the extent that the customer has also implemented the billing of interstate access charges for Toll VoIP-PSTN Traffic in accordance with the FCC Order.

(B) Rating of Toll VoIP-PSTN Traffic (C)

The Telephone Company will bill originating and terminating Toll VoIP-PSTN traffic, which it identifies in accordance with this tariff section at rates equal to the Telephone Company’s applicable tariffed interstate switched access rates. (C)

ACCESS SERVICE

6. Switched Access Service (Cont'd)

6.6 Obligations of the Customer (Cont'd)

6.6.3 Identification and Rating of Toll VoIP-PSTN Traffic (Cont'd) (C)

(C) Calculation and Application of Percent- VoIP-Usage Factor

The Telephone Company will determine the number of originating and terminating Toll VoIP-PSTN traffic minutes of use ("MOU") to which it will apply its interstate rates under subsection (B) above, by applying a Percent VoIP Usage ("PVU") factor to originating and terminating intrastate access MOU exchanged between the Telephone Company's end user and the customer. The PVU will be derived and applied as follows: (C)

(1) The customer will calculate and furnish to the Telephone Company a PVU factor, along with supporting documentation, representing the whole number percentage of the customer's total originating intrastate access MOU originated by a Telephone Company end user and delivered to the customer. (N)

(2) The customer will calculate and furnish to the Telephone Company a PVU factor, along with supporting documentation, representing the whole number percentage of the customer's total terminating intrastate access MOU that the customer exchanges with the Telephone Company in the State that is sent to the Telephone Company and originated in IP format. (N)

(3) The PVU and supporting documentation shall be based on information that is verifiable by the Telephone Company including but not limited to the number of the customer's retail VoIP subscriptions in the state (e.g., as reported on FCC Form 477), traffic studies, actual call detail, or other relevant and verifiable information. The customer shall not modify its reported PIU factor to account for VoIP-PSTN traffic.

ACCESS SERVICE

6. **Switched Access Service** (Cont'd)

6.6 Obligations of the Customer (Cont'd)

6.6.3 Identification and Rating of Toll VoIP-PSTN Traffic (Cont'd) (C)

(C) Calculation and Application of Percent- VoIP-Usage Factor
(Cont'd)

- (4) After the Telephone Company verifies the originating and terminating PVU provided by the customer the Telephone Company will apply the PVU factors to the associated terminating intrastate access MOU as indicated in Sections (D) and (E) below. (C)

In the event that the Telephone Company cannot verify the customer's originating and/or terminating PVU, the Telephone Company will request additional information to support the originating and/or terminating PVU, during this time no changes will be made to the existing originating and/or terminating PVU. The customer shall supply the requested additional information within 15 days of the Telephone Company's request or no changes will be made to the existing originating and/or terminating PVU. If after review of the additional information, the customer and the Telephone Company establish a revised and mutually agreed upon originating and/or terminating PVU factor, the Telephone Company will begin using the new factor with the next bill period. (C)

If the dispute is unresolved, the customer may request that verification audits be conducted by an independent auditor, at customer's sole expense. During the audit, the most recent undisputed originating and/or terminating PVU factor will be used by the Telephone Company. (C)

- (5) If the customer does not supply sufficient supporting documentation, the Company will not accept or apply a customer supplied originating and/or terminating PVU greater than the applicable State percentage as identified in Paragraph 963 of the FCC Order. (C)

ACCESS SERVICE

6. Switched Access Service (Cont'd)

6.6 Obligations of the Customer (Cont'd)

6.6.3 Identification and Rating of Toll VoIP-PSTN Traffic (Cont'd) (C)

(D) Initial PVU Factor

In calculating the initial terminating PVU factor(s), the Telephone Company will take the terminating factor(s) provided by the customer into account retroactively to January 1, 2012, provided that the customer provides the factor(s) and supporting documentation, as specified in subsection (C) above to the Telephone Company no later than 15 days after the effective date of this tariff. If the customer does not furnish the Telephone Company with a terminating PVU factor pursuant to the preceding subsection (C), the initial factor will be zero. (C)

In calculating the initial originating PVU factor, the Telephone Company will take the originating factor provided by the customer into account retroactively to August 15, 2014, provided that the customer provides the factor and supporting documentation, as specified in subsection (C) above to the Telephone Company no later than 15 days after the effective date of this tariff. If the customer does not furnish the Telephone Company with a PVU factor pursuant to the preceding subsection (C), the initial factor will be zero. (N)

(E) PVU Factor Updates¹ (T)

The customer may update the PVU factor(s) quarterly using the method set forth in subsection (C), above. If the customer chooses to submit such updates, it shall forward to the Telephone Company, no later than 15 days after the first day of January, April, July and/or October of each year, a revised PVU factor and supporting documentation based on data for the prior three months, ending the last day of December, March, June and September, respectively. Once verified by the Telephone Company the revised PVU factor will apply prospectively and serve as the basis for billing until superseded by a new verified factor.

¹ A terminating PVU factor will not be necessary as long as the Company's intrastate terminating switched access rates are at parity with its interstate terminating switched access rates. (N)

ACCESS SERVICE

6. **Switched Access Service** (Cont'd)

6.7 Rate Regulations

This section contains the specific regulations governing the rates and charges that apply for Switched Access Service.

6.7.1 Application of Rates and Charges

(A) Nonrecurring Charges

Except as noted in Section 6.7.1(A)(2), nonrecurring charges apply to each installation of service as a one time charge. Nonrecurring charges are set forth in Section 12.2.2(A). Changes to existing services other than administrative changes will be treated as a discontinuance of the existing service and an installation of a new service.

(1) Installation of Service

A Local Transport nonrecurring installation charge as set forth in Section 12.2.2(A)1 following will be applied at the serving wire center for each Entrance Facility installed. Additionally, an End Office nonrecurring installation charge as set forth in Section 12.2.2(A)2 following will be applied at the end office on a per order basis for each Direct Trunked Transport facility, whether voice grade or DS1. A maximum of 24 trunks can be activated on a DS1 facility.

ACCESS SERVICE

6. **Switched Access Service** (Cont'd)

6.7 **Rate Regulations** (Cont'd)

6.7.1 **Application of Rates and Charges** (Cont'd)

(A) **Nonrecurring Charges** (Cont'd)

(1) **Installation of Service** (Cont'd)

For example, if a customer orders a DS1 Entrance Facility and requests activation of 18 of the available circuits, the customer will be charged one Local Transport High Capacity DS1 Installation nonrecurring charge at the serving wire center and one installation nonrecurring charge. If at a later date the customer requests the activation of three more circuits, the customer will then be charged one installation nonrecurring charge.

(2) **Non-Chargeable Changes**

The following administrative changes will be made without charge:

- Change of customer name,
- Change of customer or customer's end user premises address when the change of address is not a result of physical relocation of equipment,
- Change in billing data (name, address, or contact name or telephone number),
- Change of agency authorization,
- Change of customer circuit identification,
- Change of billing account number,
- Change of customer test line number,
- Change of customer or customer's end user contact name or telephone number,
- Change of jurisdiction.

ACCESS SERVICE

6. Switched Access Service (Cont'd)

6.7 Rate Regulations (Cont'd)

6.7.1 Application of Rates and Charges (Cont'd)

(A) Nonrecurring Charges (Cont'd)

(3) Customer Identification Function for Interim NXX Translation

Nonrecurring charges apply for the installation of the Interim NXX Translation feature and for each order received to add or change NXX translation codes. This charge applies whether this optional feature is installed coincident with or at any time subsequent to the installation of Switched Access Services. This charge is applied per Telephone Company, per order, per end office. In some cases, a charge is applied per NXX, in addition to the above charge.

If, due to technical limitations of the Telephone Company, a customer could not combine its Interim NXX traffic with its other trunk side Switched Access Services, no charge shall apply to combine these trunk groups when it becomes technically possible.

(4) Waiver of Nonrecurring Charges

The nonrecurring charge set forth in Section 12.2.2(A), following, will be waived through July 1, 1994, for service connection when an IC converts trunks from tandem-switched to direct-trunked or from direct-trunked to tandem-switched or when an IC orders the disconnection of over-provisioned trunks.

ACCESS SERVICE

6. **Switched Access Service** (Cont'd)

6.7 **Rate Regulations** (Cont'd)

6.7.1 **Application of Rates and Charges** (Cont'd)

(B) **Recurring Charges**

Rates are applied either as premium rates or transitional rates. Transitional rates are discounted access minute rates for measured or assumed access minutes.

The specific application of these rates for a specific customer is dependent upon the Feature Group, type of Entrance Facility, type of transport (e.g., Direct Trunked Transport, Tandem Switched Transport), type of Multiplexing, and the availability of equal access capabilities in the end office to which the service is provided. For FGC service, the specific application of these rates is dependent on the use made of the FGC service as described in Section 6.2.

ACCESS SERVICE

6. **Switched Access Service** (Cont'd)

6.7 **Rate Regulations** (Cont'd)

6.7.1 **Application of Rates and Charges** (Cont'd)

(B) **Recurring Charges** (Cont'd)

(1) **Premium Rates**

Premium rates as set forth in Section 12.2.2 apply to all FGA and FGB access minutes that originate from or terminate at end offices equipped with equal access (i.e., originating and terminating FGD) capabilities and to all access minutes that originate or terminate at end offices not equipped with equal access capabilities when the service is provided to customers who furnish interstate MTS/WATS. Premium Access rates as set forth in Section 12.2.2 apply to all FGC access minutes only to providers of MTS and WATS at end offices not equipped for equal access. In addition, premium rates apply to FGB access minutes when utilized in the provision of MTS/WATS service.

When only premium access minutes are carried over flat rated services, premium rates will apply to all of the flat rated rate elements (e.g., Entrance Facility, Direct Trunked Facility, Direct Trunked Termination, and Multiplexing).

(a) **Abbreviated Dialing Arrangement (ADA)**

Premium rates multiplied by the ADA rate factor of 95% apply to all FGB with ADA access minutes.

ACCESS SERVICE

6. **Switched Access Service** (Cont'd)

6.7 **Rate Regulations** (Cont'd)

6.7.1 **Application of Rates and Charges** (Cont'd)

(B) **Recurring Charges** (Cont'd)

(2) **Transitional Rates**

Transitional Access Rates (i.e., discounted access minute rates) apply to all FGA and FGB access minutes originating or terminating in an end office which is not equipped with equal access capabilities. In addition, transitional rates apply to FGC access minutes originating in an end office which is not equipped with equal access capabilities when the FGC service is used in conjunction with the Interim NXX Translation Service optional feature, by customers who do not furnish interstate MTS/WATS.

(3) **Mixed Use Premium/Transitional Rates**

When both premium and transitional access minutes are carried over the same flat rated facilities, a portion of the facilities (e.g., Entrance Facility, Direct Trunked Transport, and Multiplexing) will be billed premium rates and the remaining portion will be billed transitional rates. The portion to be billed premium rates will be determined by applying telephone company premium-to-transitional ratios that are based on premium end office minutes of use divided by total end office minutes of use. These ratios will be developed quarterly by the Telephone Company based on minutes of use from those end offices whose Switched Access (both Direct Trunked and Tandem Switched) is directly or indirectly connected with the same Flat Rated Facility.

ACCESS SERVICE

6. **Switched Access Service** (Cont'd)

6.7 **Rate Regulations** (Cont'd)

6.7.1 **Application of Rates and Charges** (Cont'd)

(B) **Recurring Charges** (Cont'd)

(4) When FGA or FGB Switched Access Service except as set forth in (1) preceding provided to an entry switch (i.e., dial tone office for FGA and access tandem for FGB) has usage originating from and/or terminating at both end offices that have been converted to equal access and end offices that have not been converted, the premium and non-premium transitional rates will apply in the following manner:

(a) All access minutes that originate from or terminate at the equal access end office(s) will be billed at premium rates. Access minutes that originate from or terminate at end offices not equipped with equal access capabilities, hereinafter referred to as transitional access minutes, will continue to be billed at transitional rates. Transitional rates will apply as follows depending on the type of service.

(i) For FGA and FGB services, the number of transitional access minutes to be billed at transitional rates is derived by subtracting the number of premium rated access minutes from the total number of access minutes.

(ii) Premium access minutes will be determined as set forth in (b) following.

ACCESS SERVICE

6. **Switched Access Service** (Cont'd)

6.7 **Rate Regulations** (Cont'd)

6.7.1 **Application of Rates and Charges** (Cont'd)

(B) **Recurring Charges** (Cont'd)

(4) (Cont'd)

- (b) The number of access minutes to be rated as premium access minutes is determined as follows:
 - (i) Where end office specific usage data is available, premium rates apply to the measured access minutes originating from or terminating at the equal access end offices(s).
 - (ii) Where end office specific usage data is not available for originating and/or terminating FGA, the total originating and/or terminating usage will be measured or assumed usage at the entry switch as

ACCESS SERVICE

6. **Switched Access Service** (Cont'd)

6.7 **Rate Regulations** (Cont'd)

6.7.1 **Application of Rates and Charges** (Cont'd)

(B) **Recurring Charges** (Cont'd)

(4) (Cont'd)

(b) (Cont'd)

(ii) (Cont'd)

set forth in 6.7.4 following. FGA originating and/or terminating usage will then be apportioned between premium and non-premium access minutes in the following manner. For originating usage, develop the ratio of the number of subscriber lines in the local calling area of the entry switch that are served by equal access end offices to the total number of subscriber lines in that local calling area. For terminating usage, develop the ratio of the number of subscriber lines in the valid calling area of the entry switch that are served by the equal access end offices to the total number of subscriber lines in that valid calling area. Then apply these ratios to the total number of originating and/or terminating

ACCESS SERVICE

6. **Switched Access Service** (Cont'd)

6.7 **Rate Regulations** (Cont'd)

6.7.1 **Application of Rates and Charges** (Cont'd)

(B) **Recurring Charges** (Cont'd)

(4) (Cont'd)

(b) (Cont'd)

(ii) (Cont'd)

FGA access minutes respectively to determine the usage to be billed at premium rates, unless adjusted as set forth in (iv) following. The local calling area of the entry switch is as defined in the Telephone Company's local and/or general exchange service tariff. The valid calling area of the entry switch is as defined in the Telephone Company's interstate access service tariff. For purposes of administering this regulation, subscriber lines are defined as exchange service lines, provided by the Telephone company under its local and/or general exchange service tariff.

ACCESS SERVICE

6. **Switched Access Service** (Cont'd)

6.7 **Rate Regulations** (Cont'd)

6.7.1 **Application of Rates and Charges** (Cont'd)

(B) **Recurring Charges** (Cont'd)

(4) (Cont'd)

(b) (Cont'd)

- (iii) Where end office specific usage data is not available for originating and/or terminating FGB, the total originating and/or terminating usage will be measured or assumed usage at the entry switch (i.e. access tandem) as set forth in Section 6.7.4 following. FGB originating and/or terminating usage will then be apportioned between premium and non-premium access minutes in the following manner. First, develop the ratio of the number of

ACCESS SERVICE

6. **Switched Access Service** (Cont'd)

6.7 **Rate Regulations** (Cont'd)

6.7.1 **Application of Rates and Charges** (Cont'd)

(B) **Recurring Charges** (Cont'd)

(4) (Cont'd)

(b) (Cont'd)

(iii) (Cont'd)

subscriber lines provided to end offices subtending the access tandem that are served by equal access end offices to the total number of subscriber lines in all end offices subtending the access tandem. Then apply this ratio to the total number of originating and/or terminating FGB access minutes to determine the usage to be billed at premium rates, unless adjusted as set forth in (iv) following. For purposes of administering this regulation, subscriber lines are defined as exchange service lines, Centrex-type lines provided by the Telephone Company under its local and/or general exchange tariff.

ACCESS SERVICE

6. **Switched Access Service** (Cont'd)

6.7 **Rate Regulations** (Cont'd)

6.7.1 **Application of Rates and Charges** (Cont'd)

(B) **Recurring Charges** (Cont'd)

(4) (Cont'd)

(b) (Cont'd)

(iii) (Cont'd)

The ratio used to calculate the premium usage as forth in (ii) and (iii) preceding will be determined on a quarterly basis and provided to the customer with the last bill rendered for the preceding quarter or mailed separately within five working days after the first day of the new quarter. A quarter is defined for these purposes as beginning on the first day of January, April, July or October.

ACCESS SERVICE

6. **Switched Access Service** (Cont'd)

6.7 **Rate Regulations** (Cont'd)

6.7.1 **Application of Rates and Charges** (Cont'd)

(B) **Recurring Charges** (Cont'd)

(4) (Cont'd)

(b) (Cont'd)

(iv) Where FGD Switched Access Service is provided to a customer in an end office(s) where that customer's premium access minutes have been determined in accordance with (ii) and (iii) preceding, such premium access minutes will be adjusted in the following manner. For each FGD access minute originating and/or terminating from that end office, the premium access minutes as set forth in (ii) and (iii) preceding will be reduced on a one for one basis, but in no event shall the reduction exceed the total number of premium access minutes as set forth in (ii) and (iii) from that end office. The customer will be billed for the revised number of premium access minutes.

(c) Where originating and/or terminating measurement capability does not exist for Feature Group A or Feature Group B Switched Access Services provided to an entry switch, the number of access minutes that will be assumed are as set forth in Section 6.7.4 following.

ACCESS SERVICE

6. **Switched Access Service** (Cont'd)

6.7 **Rate Regulations** (Cont'd)

6.7.1 **Application of Rates and Charges** (Cont'd)

(B) **Recurring Charges** (Cont'd)

(4) (Cont'd)

(c) (Cont'd)

The Telephone Company will provide written notification to all access customers of record within a particular LATA that an end office in that LATA is scheduled to be converted to an equal access end office. This notification will be sent, via certified U.S. Mail, to each customer of record in the LATA where the conversion is scheduled to occur, at least six months in advance of the conversion date.

The customer will have the choice of converting existing services to equal access (i.e., Feature Group D) or retaining the existing services. The conversion of existing services will be at no charge provided the order to convert such services to Feature Group D is received as set forth in Section 6.7.3 following. Premium rates will apply to the total access minutes beginning on the actual conversion date, whether the customer chooses to convert to FGD or retain existing services.

ACCESS SERVICE

6. **Switched Access Service** (Cont'd)

6.7 **Rate Regulations** (Cont'd)

6.7.1 **Application of Rates and Charges** (Cont'd)

(B) **Recurring Charges** (Cont'd)

(5) **FGA Access Within Extended Area Service Area**

Where Feature Group A switched access usage is between a Primary Exchange Carrier and a Secondary Exchange Carrier, within the same Extended Area Service calling area, and the Primary and Secondary Exchange Carriers are not the same Telephone Company, the Primary Exchange Carrier will charge the customer according to the revenue sharing agreement as set forth in Section 2.4.5 preceding. The usage to be charged will be determined as set forth following:

- (a) Where end office specific usage data are available, such data will be used to determine the charges.
- (b) Where end office specific usage data are not available, the following method will be used to determine the applicable access minutes of use. The total originating and/or terminating usage will be the measured usage at the entry switch (i.e., dial tone office) or the assumed usage as set forth in 6.7.4 following.

ACCESS SERVICE

6. **Switched Access Service** (Cont'd)

6.7 **Rate Regulations** (Cont'd)

6.7.1 **Application of Rates and Charges** (Cont'd)

(B) **Recurring Charges** (Cont'd)

(5) **FGA Access Within Extended Area Service Area**
(Cont'd)

(b) (Cont'd)

Originating and/or terminating usage will then be apportioned between the Primary and Secondary Exchange Carriers in the following manner:

- For originating usage, develop ratios of the total number of subscriber lines in each secondary exchange to the total number of subscriber lines in the Primary Exchange Carrier's Extended Area Service area served by the dial tone office. Then apply these ratios to the total number of originating access minutes to determine access minutes for each secondary exchange.

ACCESS SERVICE

6. **Switched Access Service** (Cont'd)

6.7 **Rate Regulations** (Cont'd)

6.7.1 **Application of Rates and Charges** (Cont'd)

(B) **Recurring Charges** (Cont'd)

(5) **FGA Access Within Extended Area Service Area**
(Cont'd)

(b) (Cont'd)

- For terminating usage, develop ratios of the total number of subscriber lines in each secondary exchange to the total number of subscriber lines in the Primary Exchange Carrier's Extended Area Service area served by the dial tone office. Then apply these ratios to the total number of terminating access minutes to determine access minutes for each secondary exchange.
- In those instances where a Secondary Exchange Carrier's exchange is part of two or more primary Exchange Carriers' Extended Area Service areas, the Secondary Exchange Carrier's subscriber line count described above must be apportioned between each Primary Exchange Carrier's Extended Area Service area. This apportionment will be based upon ratios of the subscriber line count of all exchanges other than the Secondary Exchange Carrier's in a Primary Exchange Carrier's Extended Area Service area, of which the Secondary Exchange Carrier's

ACCESS SERVICE

6. **Switched Access Service** (Cont'd)

6.7 **Rate Regulations** (Cont'd)

6.7.1 **Application of Rates and Charges** (Cont'd)

(B) **Recurring Charges** (Cont'd)

(5) **FGA Access Within Extended Area Service Area**
(Cont'd)

(b) (Cont'd)

Exchange is part divided by the subscriber line count of all exchanges other than the Secondary Exchange Carrier in all Primary Exchange Carrier Extended Area Service areas of which the Secondary Exchange Carrier's exchange is a part.

For purposes of administering this regulation, subscriber lines are defined as exchange service lines, Centrex Lines and Centrex-type lines provided by the telephone companies under local and/or general exchange service tariffs.

- (6) The ratio used to calculate the access minutes as set forth in (4) and (5) preceding will be determined by the Telephone Company and provided to the customer upon his request within 15 days of the receipt of such request.

ACCESS SERVICE

6. **Switched Access Service** (Cont'd)

6.7 **Rate Regulations** (Cont'd)

6.7.1 **Application of Rates and Charges** (Cont'd)

(B) **Recurring Charges** (Cont'd)

- (7) When originating FGD is not available in an end office, and terminating FGD service to an access tandem in a LATA is available, such terminating FGD service may be used, at the option of the customer, to terminate FGD calls to that end office. Premium FGD rates apply to all access minutes associated with such calls.

(C) **Reserved for Future Use**

(D) **Reserved for Future Use**

ACCESS SERVICE

6. Switched Access Service (Cont'd)

6.3 Provisions and Description of Switched Access Service Feature Groups
(Cont'd)

6.3.6 Common Switching Transport Termination and Interim NXX
Translation Optional Features (Cont'd)

(A) Optional Features (Cont'd)

(3) Chargeable Optional Features (Cont'd)

(b) Toll Free Number Data Base Access (C)
Service (Cont'd)

- When Toll Free Number data base access service originates at an end office equipped with Service Switching Point (SSP) capability for querying centralized data bases, all such service will be provisioned from that end office. (C)

- When Toll Free Number data base access service originates at an end office not equipped with SSP customer identification capability, the Toll Free Number call will be delivered to the access tandem on which the end office is homed and which is equipped with the SSP feature to query centralized data bases. (C)

Query charges as set forth in Section 12.2.2.D following are in addition to those charges applicable for the Feature Group C or Feature Group D switched access service. (C)

ACCESS SERVICE

6. **Switched Access Service** (Cont'd)

6.7 **Rate Regulations** (Cont'd)

6.7.1 **Application of Rates and Charges** (Cont'd)

(E) **Toll Free Number Data Base Access Service** (C)

A Basic Query or a Vertical Feature Query charge applies for each query that is launched to an Toll Free Number data base and identifies the customer to whom the call will be delivered. The Query charge applied will depend on the features used in making the data base query. Queries using vertical service features outlined above will be charged the Vertical Feature Query charge. All other queries will be charged the Basic Query charge. Query charges, as set forth in Section 12.2.2(D) will only be applied by those companies whose wire centers are identified as assessing query charges in the NATIONAL EXCHANGE CARRIER ASSOCIATION, INC. TARIFF F.C.C. NO. 4. (C)

ACCESS SERVICE

6. Switched Access Service (Cont'd)

6.7 Rate Regulations (Cont'd)

6.7.1 Application of Rates and Charges (Cont'd)

(E) Toll Free Number Data Base Access Service (Cont'd) (C)

When Feature Group C or Feature Group D switched access service is used for the provision of Toll Free Number Data Base Access Service and the total minutes of use and/or count of queries can be determined for each customer at a tandem or SSP but can not be determined by individual end office, an allocation method will be utilized to determine minutes of use and/or queries by end office and customer. For each end office a ratio will be developed and applied against the total minutes of use and/or count of queries for a given customer as determined by the tandem or SSP. These ratios will be developed by dividing the unidentified originating Toll Free Number minutes of use at an end office by the total unidentified originating minutes of use in all end offices subtending the tandem or SSP. For example, assume:

- Three end office (EO-1, EO-2, and EO-3) subtend a tandem

EO-1 measures 2,000 minutes of 800 use
EO-2 measures 3,000 minutes of 800 use
EO-3 measures 5,000 minutes of 800 use
10,000 Total

- The tandem delivers Toll Free Number usage to two customers: (C)

IC-A has 4,000 minutes of use
IC-B has 6,000 minutes of use

- The allocation ratio for EO-1 is 20%

2,000/10,000

ACCESS SERVICE

6. Switched Access Service (Cont'd)

6.7 Rate Regulations (Cont'd)

6.7.1 Application of Rates and Charges (Cont'd)

(E) Toll Free Number Data Base Access Service (Cont'd) (C)

- The minutes of use to be billed by EO-1 are

| | |
|------------------------------------|-------|
| 800 to IC-A (20% X 4,000) | |
| <u>1,200 to IC-B (20% X 6,000)</u> | |
| 2,000 | Total |

6.7.2 Minimum Periods

Switched Access Service is provided for a minimum period of one month.

6.7.3 Minimum Monthly Charge

Switched Access Service is subject to a minimum monthly charge. The minimum charge applies for the total capacity provided. The minimum monthly charge is calculated as follows.

For usage rated Local Transport, Local Switching and Directory Assistance Information Surcharge rate elements, the minimum monthly charge is the sum of the charges set forth in Section 12.2.2.(B) and Section 12.2.2.(C) following for the measured or assumed usage for the month.

For flat rated Local Transport rate elements, the minimum monthly charge is the sum of the recurring charges set forth in Section 12.2.2(B) following prorated to the number of days or major fraction of days based on a 30 day month.

ACCESS SERVICE

6. Switched Access Service (Cont'd)

6.7 Rate Regulations (Cont'd)

6.7.4 Measuring Access Minutes

Customer traffic to end offices will be measured (i.e., recorded or assumed) by the Telephone Company. Originating and terminating calls will be measured (i.e., recorded or assumed) by the Telephone Company to determine the basis for computing chargeable access minutes. In the event customer message detail is not available because the Telephone Company lost or damaged tapes or incurred recording system outages, the Telephone Company will compute chargeable access minutes by estimating the volume of lost customer messages based on previously known values. This estimated customer message volume will be provided to the customer. For terminating calls over FGA and FGB, FGC to Toll Free Number, and FGD, and for originating calls over FGA (when the off-hook supervisory signal is provided by the customer's equipment before the called party answers) and FGB, and FGD, the measured minutes are the chargeable access minutes. For originating calls over FGA (when the off-hook supervisory signal is forwarded by the customer's equipment when the called party answers), and FGC, chargeable originating access minutes are derived from recorded minutes in the following manner. (C)

Step 1: Obtain recorded originating minutes and messages, (measured as set forth in (C) and (E) following for FGA, when the off-hook supervisory signal is forwarded by the customer's equipment when the called party answers and for FGC from the appropriate recording data.

Step 2: Obtain the total attempts by dividing the originating measured messages by the completion ratio. Completion ratios (CR) are obtained separately for the major call

ACCESS SERVICE

6. **Switched Access Service** (Cont'd)

6.7 **Rate Regulations** (Cont'd)

6.7.4 **Measuring Access Minutes** (Cont'd)

Step 2: (Cont'd)

categories such as DDD, operator, Toll Free Number, individual Interim NXX Translated Service Access Codes, directory assistance and international from a sample study which analyzes the ultimate completion status of the total attempts which receive acknowledgement from the customer. That is, Measured Messages divided by Completion Ratio equals Total Attempts. (C)

Step 3: Obtain the total non-conversation time additive (NCTA) by multiplying the total attempts (obtained in Step 2) by the NCTA per attempt ratio. The NCTA per attempt ratio is obtained from the sample study identified in Step 2 by measuring the non-conversation time associated with both completed and incompletd attempts. The total NCTA is the time on a completed attempt from customer acknowledgement of receipt of call to called party answer (set up and ringing) plus the time on an incompletd attempt from customer acknowledgement of call until the access tandem or end office receives a disconnect signal (ring - no answer, busy or network blockage). That is, Total Attempts times Non-Conversation Time per Attempt Ratio equals Total NCTA.

Step 4: Obtain total chargeable originating access minutes by adding the total NCTA (obtained in Step 3) to the recorded originating measured minutes (obtained in Step 1). That is, Measured Minutes plus NCTA equals Chargeable Originating Access Minutes.

ACCESS SERVICE

6. **Switched Access Service** (Cont'd)

6.7 **Rate Regulations** (Cont'd)

6.7.4 **Measuring Access Minutes** (Cont'd)

Following is an example which illustrates how the chargeable originating access minutes are derived from the measured originating minutes using this formula.

Where: Measured Minutes (M. Min.) = 7,000
Measured Messages (M. Mes.) = 1,000
Completion Ratio (CR) = .75
NCTA per Attempt = .4

$$(1) \text{ Total Attempts} = \frac{1,000 \text{ (M. Mes.)}}{.75 \text{ (CR)}} = 1,333.33$$

$$(2) \text{ Total NCTA} = .4 \text{ (NCTA per Attempt)} \times 1,333.33 = 533.33$$

$$(3) \text{ Total Chargeable Originating Access Minutes} = 7,000 \text{ (M. Min.)} + 533.33 \text{ (NCTA)} = 7,533.33$$

Usage rated FGA, FGB, FGC and FGD access minutes are accumulated over the billing period for each end office. When the calculation of access minutes results in a fraction, the fraction will be rounded up to the nearest access minute for each end office.

Assumed minutes are used for FGA services which originate or terminate in end offices not equipped with measurement capabilities.

The assumed average access minutes used for services originating or terminating in offices where measurement capability does not exist are set forth in (B) following.

ACCESS SERVICE

6. **Switched Access Service** (Cont'd)

6.7 **Rate Regulations** (Cont'd)

6.7.4 **Measuring Access Minutes** (Cont'd)

- (A) Where originating and terminating measurement capability does not exist for Feature Group A provided to an entry switch, the number of access minutes will be assumed to be 3080 access minutes per line per month when the line is arranged for two way calling (1629 originating and 1451 terminating).

Where measurement capability exists for either originating or terminating usage, but not both, on a line arranged for two way calling, the number of access minutes per line per month will be an assumed 3080 or the measured usage, whichever is greater. If the usage in the measured direction exceeds 3080 access minutes per line per month, it will be assumed that there is zero usage in the unmeasured direction. If the measured usage is less than 3080 access minutes per line per month, the usage in the unmeasured direction will be the assumed usage for that unmeasured direction; the total of measured and assumed minutes not to exceed the total assumed usage of 3080 access minutes designated for two way calling. If the total exceeds 3080 access minutes the assumed minutes shall be reduced so that the total of measured and unmeasured minutes equals 3080 access minutes.

Additionally, when the line is arranged for one way calling and there is no measurement capability for that direction, 1629 access minutes per month will be assumed for originating calling only lines and 1451 access minutes per month will be assumed for terminating calling only lines.

ACCESS SERVICE

6. **Switched Access Service** (Cont'd)

6.7 **Rate Regulations** (Cont'd)

6.7.4 **Measuring Access Minutes** (Cont'd)

(A) (Cont'd)

Notwithstanding the preceding, when Feature Group A is used for the provision of WATS-type service where measurement capability exists at the WATS Serving Office but not at the Feature Group A entry switch, the measured WATS-type originating and/or terminating minutes of use shall be separately summed and compared to their respective total assumed originating and/or terminating minutes of use. The number of access minutes per line per month will be the assumed or the measured usage, whichever is greater.

- (B) Where originating and terminating measurement capability does not exist for Feature Group B provided to an entry switch, the number of access minutes will be assumed to be 9000 access minutes per trunk per month when the trunk is arranged for two way calling. Where measurement capability exists for either originating or terminating usage, but not both, on a trunk arranged for two way calling, the number of access minutes per trunk per month will be an assumed 9000 or the measured usage, whichever is greater. If the usage in the measured direction exceeds 9000 access minutes per trunk per month, it will be assumed that there is zero usage in the unmeasured direction. If the measured usage is less than 9000 access minutes per trunk per month, the usage in the unmeasured direction will be the assumed usage for that unmeasured direction; (the total of measured and assumed minutes not to exceed the total assumed usage of 9000 access minutes designated for two way calling.) If the total exceeds 9000 access minutes the assumed minutes shall be reduced so that the total of measured and unmeasured minutes equals 9000 access minutes.

ACCESS SERVICE

6. **Switched Access Service** (Cont'd)

6.7 **Rate Regulations** (Cont'd)

6.7.4 **Measuring Access Minutes** (Cont'd)

(B) (Cont'd)

Additionally, when the trunk is arranged for one way calling and there is no measurement capability for that direction, 4500 access minutes per month will be assumed for originating calling only lines and 4500 access minutes per month will be assumed for terminating calling only lines.

Notwithstanding the preceding, when Feature Group B is used for the provision of WATS or WATS-type service where measurement capability exists at the WATS Serving Office but not at the Feature Group B entry switch, the measured WATS or WATS-type originating and/or terminating minutes of use shall be separately summed and compared to their respective total assumed originating and/or terminating minutes of use. The number of minutes per trunk per month will be the assumed or the measured usage, whichever is greater.

ACCESS SERVICE

6. **Switched Access Service** (Cont'd)

6.7 **Rate Regulations** (Cont'd)

6.7.4 **Measuring Access Minutes** (Cont'd)

(C) **Feature Group A Usage Measurement**

For originating calls over FGA, usage measurement begins when the originating FGA entry switch receives an off-hook supervisory signal forwarded from the customer's point of termination. This off-hook signal may be provided by the customer's equipment before the called party answers, or forwarded by the customer's equipment when the called party answers.

The measurement of originating call usage over FGA ends when the originating FGA entry switch receives an on-hook supervisory signal from either the originating end user's end office, indicating the originating end user has disconnected, or the customer's point of termination, whichever is recognized first by the entry switch.

ACCESS SERVICE

6. **Switched Access Service** (Cont'd)

6.7 **Rate Regulations** (Cont'd)

6.7.4 **Measuring Access Minutes** (Cont'd)

(C) **Feature Group A Usage Measurement** (Cont'd)

For terminating calls over FGA, usage measurement begins when the terminating FGA entry switch receives an off-hook supervisory signal from the terminating end user's end office, indicating the terminating end user has answered. The measurement of terminating call usage over FGA ends when the terminating FGA entry switch receives an on-hook supervisory signal from either the terminating end user's end office, indicating the terminating end user has disconnected, or the customer's point of termination, whichever is recognized first by the entry switch.

(D) **Feature Group B Usage Measurement**

For originating calls over FGB, usage measurement begins when the originating FGB entry switch receives answer supervision forwarded from the customer's point of termination, indicating the customer's equipment has answered.

The measurement of originating call usage over FGB ends when the originating FGB entry switch receives disconnect supervision from either the originating end user's end office, indicating the originating end user has disconnected, or the customer's point of termination, whichever is recognized first by the entry switch.

For terminating calls over FGB, usage measurement begins when the terminating FGB entry switch receives answer supervision from the terminating end user's end office, indicating the terminating end user has answered.

ACCESS SERVICE

6. **Switched Access Service** (Cont'd)

6.7 **Rate Regulations** (Cont'd)

6.7.4 **Measuring Access Minutes** (Cont'd)

(D) **Feature Group B Usage Measurement** (Cont'd)

The measurement of terminating call usage over FGB ends when the terminating FGB entry switch receives disconnect supervision from either the terminating end user's end office, indicating the terminating end user has disconnected, or the customer's point of termination, whichever is recognized first by the entry switch.

(E) **Feature Group C Usage Measurement**

(1) **Originating Usage**

For originating calls over FGC, provided with Multifrequency Signaling, usage measurement begins when the originating FGC entry switch receives answer supervision from the customer's point of termination, indicating the called party has answered.

For originating calls over FGC provided with Signaling System 7 (SS7) Signaling when the FGC end office is not routed through an access tandem for connection to the customer, usage measurement begins when the SS7 Initial Address Message is sent from the Service Switching Point (SSP) to the Service Transfer Point (STP).

For originating calls over FGC provided with Signaling System 7 (SS7) Signaling when the FGC end office is routed through a tandem for connection to the customer, usage measurement begins then the FGC end office receives the SS7 Exit Message from the tandem.

ACCESS SERVICE

6. **Switched Access Service** (Cont'd)

6.7 **Rate Regulations** (Cont'd)

6.7.4 **Measuring Access Minutes** (Cont'd)

(E) **Feature Group C Usage Measurement** (Cont'd)

(1) **Originating Usage** (Cont'd)

The measurement of originating call usage over FGC provided with Multifrequency Signaling end when the originating FGC entry switch receives disconnect supervision from either the originating end user's end office, indicating the originating end user has disconnected, or the customer's point of termination, whichever is recognized first by the entry switch.

The measurement of originating call usage over FGC provided with SS7 Signaling ends when the originating FGC end office receives an SS7 Release Message indicating either the originating or terminating end user has disconnected.

ACCESS SERVICE

6. Switched Access Service (Cont'd)

6.7 Rate Regulations (Cont'd)

6.7.4 Measuring Access Minutes (Cont'd)

(E) Feature Group C Usage Measurement (Cont'd)

(2) Terminating Usage

For terminating calls over FGC to services other than Toll Free Number, Interim NXX Translated Service Access Codes, or directory assistance, terminating FGC usage is not directly measured at the terminating entry switch, but is imputed from originating usage, excluding usage from calls to Toll Free Numbers, 900 or directory assistance services. Jurisdictional assignment of Toll Free Number service over FGC is imputed for both originating and terminating usage. (C)

For terminating calls over FGC the chargeable access minutes are either measured or derived. For terminating calls over FGC where measurement capability does not exist, terminating FGC usage is derived from originating usage, excluding usage from calls to closed end services or Directory Assistance Services. (C)

For terminating calls over FGC with SS7 signaling, usage measurement begins when the terminating recording switch receives answer supervision from the terminating end user. The Telephone Company switch receives answer supervision and sends the indication to the customer in the form of an answer message. The measurement of terminating FGC call usage ends when the entry switch receives or sends Release Message, whichever occurs first. (C)

ACCESS SERVICE

6. **Switched Access Service** (Cont'd)

6.7 **Rate Regulations** (Cont'd)

6.7.4 **Measuring Access Minutes** (Cont'd)

(E) **Feature Group C Usage Measurement** (Cont'd)

(2) **Terminating Usage** (Cont'd)

The Telephone Company shall review for reasonableness on a quarterly basis all factors used in imputing terminating minutes. Factors will be modified when necessary based on the review.

For terminating calls over FGC to Toll Free Number Service, usage measurement begins when the terminating FGC entry switch receives answer supervision from the terminating end user's end office, indicating the terminating Toll Free Number Service end user has answered. (C)

(C)

(C)

The measurement of terminating call usage over FGC to Toll Free Number Service ends when the terminating FGC entry switch receives an on-hook supervisory signal from the terminating end user's end office, indicating the terminating Toll Free Number Service end user has disconnected, or from the customer's point of termination, whichever is recognized first by the entry switch. (C)

(C)

(F) **Feature Group D Usage Measurement**

(1) **Originating Usage**

For originating calls over FGD the measured minutes are the chargeable access minutes.

ACCESS SERVICE

6. **Switched Access Service** (Cont'd)

6.7 **Rate Regulations** (Cont'd)

6.7.4 **Measuring Access Minutes** (Cont'd)

(F) **Feature Group D Usage Measurement** (Cont'd)

(1) **Originating Usage** (Cont'd)

For originating calls over FGD, provided with Multi-Frequency signaling, usage measurement begins when the originating FGD first point of switching receives the first wink supervisory signal forwarded from the customer's point of termination.

For originating calls over FGD provided with Signaling System 7 (SS7) signaling when the FGD end office is not routed through an access tandem for connection to the customer, usage measurement begins when the SS7 Initial Address Message is sent from the Service Switching Point (SSP) to the service transfer Point (STP).

For originating calls over FGD provided with Signaling System 7 (SS7) signaling when the FGD end office is routed through a tandem for connection to the customer, usage measurement begins when the FGD end office receives the SS7 Exit Message from the tandem.

The measurement of originating call usage over FGD provided with Multi-Frequency signaling ends when the originating FGD first point of switching receives disconnect supervision from either the originating end user's end office, indicating the originating end user has disconnected, or the customer's point of termination, whichever is recognized first by the first point of switch.

ACCESS SERVICE

6. **Switched Access Service** (Cont'd)

6.7 **Rate Regulations** (Cont'd)

6.7.4 **Measuring Access Minutes** (Cont'd)

(F) **Feature Group D Usage Measurement** (Cont'd)

(1) **Originating Usage** (Cont'd)

The measurement of originating call usage over FGD provided with SS7 Signaling ends when the originating FGD end office receives an SS7 Release Message indicating either the originating or terminating end user has disconnected.

(2) **Terminating Usage**

For terminating calls over FGD the chargeable access minutes are either measured or derived.

For terminating calls over FGD provided with Multifrequency signaling, where measurement capability exists, the measurement of chargeable access minutes begins when the terminating FGD first point of switching receives answer supervision from the terminating end user's end office, indicating the terminating end user has answered. This measurement ends when the terminating FGD first point of switching receives disconnect supervision from either the terminating end user's end office, indicating the terminating end user has disconnected, or the customer's point of termination, whichever is recognized first by the first point of switching.

ACCESS SERVICE

6. **Switched Access Service** (Cont'd)

6.7 **Rate Regulations** (Cont'd)

6.7.4 **Measuring Access Minutes** (Cont'd)

(F) **Feature Group D Usage Measurement** (Cont'd)

(2) **Terminating Usage** (Cont'd)

For terminating calls over FGD, where measurement capability does not exist, terminating FGD usage is derived from originating usage, excluding usage from calls to closed end services or Directory Assistance Service.

For terminating calls over FGD with SS7 signaling, usage measurement begins when the terminating recording switch receives answer supervision from the terminating end user. The Telephone Company switch receives answer supervision and sends the indication to the customer in the form of an answer message. The measurement of terminating FGD call usage ends when the entry switch receives or sends a release message, whichever occurs first.

ACCESS SERVICE

7. **Special Access Service** (Cont'd)

7.1 **General**

Special Access Service provides a transmission path to connect two or more customer designated premises* when all designated premises can be connected with facilities provided by the Telephone Company. If only a portion of the facilities can be provided by the Telephone Company, Special Access Service provides the transmission path necessary to connect customer designated premises in the Telephone Company's serving area with the interconnection point with another exchange telephone company. Special Access Service includes all exchange access which does not utilize Telephone Company end office switching.

7.1.1 **Rate Elements**

There are three basic rate elements which may apply to a Special Access Service in addition to the Special Access Surcharge described in Section 7.4.4 and the Message Station Equipment Recovery charge described in Section 7.4.5.

(A) **Channel Termination**

The Channel Termination provides for the communication path between a customer designated premises and the serving wire center of that premises. One Channel Termination charge applies per customer designated premises, located in the serving area of the Telephone Company, at which the channel is terminated. This charge will apply even if the customer designated premises and the serving wire center are co-located in a Telephone Company building. The rates for Channel Termination are set forth in Ssection 12.2.3(D).

Channel Termination is the only Special Access rate element to have both a recurring and non recurring charge applied. All other rate elements for Special Access have only recurring charges.

* Telephone Company Centrex CO switches are considered to be customer premises for purposes of this tariff.

ACCESS SERVICE

7. **Special Access Service** (Cont'd)

7.1 **General** (Cont'd)

7.1.1 **Rate Elements** (Cont'd)

(B) **Channel Mileage**

The Channel Mileage rate category provides for the end office equipment and the transmission facilities between the serving wire centers associated with two customer designated premises, between a serving wire center associated with a customer designated premises and a Telephone Company hub, between two Telephone Company hubs, or between a serving wire center associated with a customer designated premises and the WATS serving office. Channel Mileage rates are made up of the Channel Mileage Facility rate and the Channel Mileage Termination rate.

(1) **Channel Mileage Facility**

The Channel Mileage Facility rate recovers the cost for the transmission path which extends between the Telephone Company serving wire centers and/or hub(s) and includes primarily outside plant used to provide the facility. Rates for Channel Mileage Facility are set forth in Section 12.2.3(A) - 12.2.3(D).

ACCESS SERVICE

7. **Special Access Service** (Cont'd)

7.1 **General** (Cont'd)

7.1.1 **Rate Elements** (Cont'd)

(B) **Channel Mileage** (Cont'd)

(2) **Channel Mileage Termination**

The Channel Mileage Termination rate recovers the cost for end office equipment associated with terminating the facility (i.e., basic circuit equipment and terminations at serving wire centers and hubs), including circuit equipment. Channel Mileage Termination rate will apply at the serving wire center(s) for each customer designated premises and Telephone Company hub where the channel is terminated. If the Channel Mileage is between Telephone Company bridging hubs, the Channel Mileage Termination rate will apply per Telephone Company designated hub. When the Channel Mileage is zero (i.e., co-located serving wire centers), neither the Channel Mileage Facility nor the Channel Mileage Termination rate will apply. Rates for Channel Mileage Termination are set forth in Section 12.2.3(A) - 12.2.3(D).

ACCESS SERVICE

7. **Special Access Service** (Cont'd)

7.1 **General** (Cont'd)

7.1.1 **Rate Elements** (Cont'd)

(C) **Optional Features and Functions**

Optional features and functions may be added to a Special Access Service to meet specific communications requirements. These are not necessarily identifiable with specific equipment, but rather represent the end result in terms of performance characteristics which may be obtained. These characteristics may be obtained by using various combinations of equipment installed at various locations along the path of the service. Bridging and multiplexing are Optional Feature and Functions which must be performed at a Telephone Company hub office as described in Section 7.1.6.

Multiplexing Service is required when a customer orders High Capacity DS1 Direct Trunked Switched Access Service, or when a customer orders High Capacity DS1 Special Access for Voice Paths or a combination of voice and data paths. Rates for Multiplexing Service are described in Section 12.2.2(B)(5).

ACCESS SERVICE

7. **Special Access Service** (Cont'd)

7.1 **General** (Cont'd)

7.1.2 **Design Layout Report**

At the request of the customer, the Telephone Company will provide to the customer the make-up of the facilities and services provided under this tariff as Special Access Service to aid the customer in designing its overall service. This information will be provided in the form of a Design Layout Report. The Design Layout Report will be provided to the customer at no charge, and will be reissued or updated whenever the facilities are materially changed.

7.1.3 **Acceptance Testing**

At no additional charge, the Telephone Company will, at the customer's request, cooperatively test at the time of installation the following parameters:

- (A) For Voice Grade analog services, acceptance test will include tests for loss, 3-tone slope, DC continuity, operational signaling, C-notched noise, and C-message noise when these parameters are applicable and specified in the order for service. Additionally, for Voice Grade services, a balance (improved loss) test will be made if the customer has ordered the improved loss optional feature.
- (B) For Metallic services, Program Audio, High Capacity, and Digital Data service, acceptance tests will include tests for the parameters applicable to the service as specified by the customer in the order for service.

ACCESS SERVICE

7. **Special Access Service** (Cont'd)

7.1 **General** (Cont'd)

7.1.3 **Acceptance Testing** (Cont'd)

(B) (Cont'd)

In addition to the above tests, Additional Cooperative Acceptance Testing for Voice Grade service to test other parameters is available at the customer's request. All test results will be made available to the customer upon request. The rates described in Section 12.2.5(B) for Additional Labor will apply when additional tests are performed.

7.1.4 **Service Descriptions**

For the purposes of ordering, there are five categories of Special Access Service. These are Metallic (MT), Voice (VG), Program Audio (AP), High Capacity (HC), and Digital Data (DA).

Each service consists of a basic channel to which a technical specifications package (customized or predefined), channel interface(s) and, when desired, optional features and functions are added to construct the service desired by the customer. Technical specifications packages are described in this section. Channel interfaces are nonchargeable features of a Special Access Service and are described in Section 11.3.

Customized technical specifications packages will be provided where technically feasible. If the Telephone Company determines that the requested parameter specifications are not compatible, the customer will be advised and given the opportunity to change the order.

ACCESS SERVICE

7. Special Access Service (Cont'd)

7.1 General (Cont'd)

7.1.4 Service Descriptions (Cont'd)

When a customized channel is ordered the customer will be notified whether Additional Engineering Charges apply. In such cases, the customer will be given an estimate of the hours to be billed before any further action is taken on the order.

The channel description specifies the characteristics of the basic channel and indicates whether the channel is provided between customer designated premises, between a customer designated premises and a Telephone Company hub where bridging or multiplexing functions are performed, between a customer designated premises and the WATS serving office, or between a Telephone Company serving wire center equipped with Ethernet Transport Service (ETS) and another telephone company Ethernet-equipped serving wire center that is located in a non-adjacent serving territory.

(N)
|
(N)

(A) Information pertaining to the technical specifications package described in Section 7.2 indicates the transmission parameters that are available with each package. This information is displayed in a matrix with the transmission parameters listed down the left side and the packages listed across the top. Each package is identified by a code, e.g., VGC. The first two letters of the code indicate the category of Special Access Service to which the parameters are applicable. These two letter codes are shown above in parentheses following the category of Special Access Service. The letter "C" following the two letter code indicates the technical specifications package for a customized service. A numeric or alpha-numeric designation following the two letter code indicates the specific predefined package. For a customized service, the customer may select any parameters available with that category of service as long as the parameters are compatible. When appropriate, the Technical Reference which contains detailed specifications for the parameters is shown in the following the matrix.

ACCESS SERVICE

7. **Special Access Service** (Cont'd)

7.1 **General** (Cont'd)

7.1.4 **Service Descriptions** (Cont'd)

- (B) Channel interfaces at each Point of Termination on a two-point service may be symmetrical or asymmetrical. On a multipoint service they may also be symmetrical or asymmetrical, but communications can only be provided between compatible channel interfaces. Only certain channel interfaces are compatible. These are set forth in 11.3 following, in a combination format.
- (C) Only certain channel interface combinations are available with the predefined technical specification packages. These are delineated in the Technical References set forth in 7.1.4(E). When a customized channel is requested, all channel interface combinations available with the specified type of service are available with the customized channel.
- (D) The Telephone Company will maintain existing transmission specifications on services installed prior to the effective date of this tariff, except that existing services with performance specifications exceeding the standards listed in the provision will be maintained at the performance levels specified in this tariff.

ACCESS SERVICE

7. **Special Access Service** (Cont'd)

7.1 **General** (Cont'd)

7.1.4 **Service Descriptions** (Cont'd)

(E) All services installed after the effective date of this tariff will conform to the transmission specification standards contained in this tariff or in the following Technical References for each category of service:

| | |
|---------------|---|
| Metallic | TR-NPL-000336 |
| Voice Grade | TR-TSY-000335 PUB 41004, Table 4 |
| Program Audio | TR-NPL-000337 and associated Addendum |
| High Capacity | TR-INS-000342 PUB 62411 |
| Digital Data | TR-NPL-000341 and associated Addendum PUB 62310 |

ACCESS SERVICE

7. **Special Access Service** (Cont'd)

7.1 **General** (Cont'd)

7.1.5 **Ordering Options and Conditions**

Special Access Service is ordered under the Access Order provisions set forth in Section 5 preceding. Also included in that section are other charges which may be associated with ordering Special Access Service (e.g., Service Date Change Charges, Cancellation Charges, etc.).

7.1.6 **Facility Hubs**

A hub is a Telephone Company designated serving wire center at which bridging or multiplexing functions are performed. The bridging functions performed are to connect three or more customer designated premises in a multipoint arrangement. The multiplexing functions are to channelize analog or digital facilities to individual services requiring a lower capacity or bandwidth. The NATIONAL EXCHANGE CARRIER ASSOCIATION TARIFF F.C.C. NO. 4 identifies serving wire centers, hub locations and the type of bridging or multiplexing functions available.

ACCESS SERVICE

7. Special Access Service (Cont'd)

7.2 Channel Types and Service Descriptions

There are five basic types of channels used to provide Special Access Services. Each type has its own characteristics. All are subdivided by one or more of the following:

- Transmission specifications
- Bandwidth
- Speed (i.e., bit rate)
- Spectrum

Customers can order a basic channel and select from a list of available transmission parameters and channel interfaces those that they desire to meet specific communications requirements.

For purposes of ordering channels, each has been identified as a type of Special Access Service. However, such identification is not intended to limit a customer's use of the channel nor to imply that the channel is limited to a particular use. For example, if a customer's equipment is capable of transmitting voice over a channel that is identified as a Metallic Service in this tariff, there is no restriction against doing so.

7.2.1 Metallic Service Channel Description

A Metallic channel is an unconditioned two-wire channel arranged to transmit direct current and capable of transmitting low speed varying signals at rates up to 30 baud. This channel is provided by metallic or equivalent facilities. Metallic channels are provided between customer designated premises or between a customer designated premises and a Telephone Company hub where bridging functions are performed. Interoffice metallic facilities will be limited in length to a total of five miles per channel.

ACCESS SERVICE

7. Special Access Service (Cont'd)

7.2 Channel Types and Service Descriptions (Cont'd)

7.2.1 Metallic Service Channel Description (Cont'd)

(A) Technical Specifications Packages

| Parameter | Package MT----- | | | |
|-------------------------------------|-----------------|---|---|---|
| | C* | 1 | 2 | 3 |
| DC Resistance Between Conductors | X | X | X | |
| Loop Resistance | X | | | X |
| Shunt Capacitance | X | | | X |

The technical specifications are delineated in Technical Reference TR-NPL-000336.

* All parameters are available within the ranges selected by the customer where technically feasible.

(B) Channel Interfaces

Compatible channel interfaces are set forth in Section 11.3 following.

7.2.2 Voice Grade Service Channel Description

A Voice Grade channel is a channel which provides voice frequency transmission capability in the nominal frequency range of 300 to 3000 Hz and may be terminated two-wire or four-wire. Voice Grade channels are provided between customer designated premises, between a customer designated premises and a Telephone Company hub, or between a customer designated premises and a WATS serving office.

ACCESS SERVICE

7. **Special Access Service** (Cont'd)

7.2 **Channel Types and Service Descriptions** (Cont'd)

7.2.2 **Voice Grade Service Channel Description** (Cont'd)

(A) **Technical Specifications Package**

| <u>Parameter</u> | <u>Package VG-</u> | | | | | | | | | | | | |
|--------------------|--------------------|----------|----------|----------|----------|----------|----------|----------|----------|----------|-----------|-----------|-----------|
| | <u>C*</u> | <u>1</u> | <u>2</u> | <u>3</u> | <u>4</u> | <u>5</u> | <u>6</u> | <u>7</u> | <u>8</u> | <u>9</u> | <u>10</u> | <u>11</u> | <u>12</u> |
| Attenuation | | | | | | | | | | | | | |
| Distortion | X | X | X | X | X | X | X | X | X | X | X | X | X |
| C-Conditioning | X | | | | | X | X | X | X | X | | | |
| C-Message Noise | X | X | X | X | X | X | X | X | X | X | X | X | X |
| Data Capability | X | | | | | | X | X | | | X | | |
| Echo Control | X | X | X | X | | X | | X | X | | | X | X |
| Envelope Delay | | | | | | | | | | | | | |
| Distortion | X | | | | | | X | X | X | X | X | X | X |
| Frequency Shift | X | | | | | | X | X | X | X | X | X | X |
| Impulse Noise | X | | | | | X | X | X | X | X | X | X | X |
| Intermodulation | | | | | | | | | | | | | |
| Distortion | X | | | | | | X | X | X | X | X | X | |
| Loss Deviation | X | X | X | X | X | X | X | X | X | X | X | X | X |
| Phase Hits, Gain | | | | | | | | | | | | | |
| Hits, and Dropouts | X | | | | | | | | | | | | |
| Phase Jitter | X | | | | | | X | X | X | X | X | X | |
| Signal-to-C | | | | | | | | | | | | | |
| Message Noise | | | | | X | | | | | | | | |
| Signal-to-C | | | | | | | | | | | | | |
| Notch Noise | X | | | | | X | X | X | X | X | X | X | X |

*The desired parameters are selected by the customer from the list of available parameters.

The technical specification for these parameters (except for dropouts, gain hits, and phase hits) are delineated in Technical References TR-NPL-000334 and TR-TSY-000335. The technical specifications for dropouts, phase hits, and gain hits are delineated in Technical Reference PUB 41004, Table 4.

ACCESS SERVICE

7. **Special Access Service** (Cont'd)

7.2 **Channel Types and Service Descriptions** (Cont'd)

7.2.2 **Voice Grade Service Channel Description** (Cont'd)

(B) **Channel Interfaces**

The following channel interfaces for Voice Grade service do not require signaling capability: AH, DA, DB, DD, DE, DS, NO, PR and TF.

The following channel interfaces for Voice Grade service require signaling capability: AB, AC, CT, DX, DY, EA, EB, EC, EX, GO, GS, LA, LB, LC, LO, LR, LS, RV and SF.

Compatible channel interfaces are set forth in Section 11.3 following.

(C) **Optional Features and Functions**

(1) **Conditioning**

Conditioning provides more specific transmission characteristics for Voice Grade services. The rates for Conditioning options are set forth in Section 12.2.3(A)(4)(a), following.

For two-point services, the parameters apply to each service. For multipoint services, the parameters apply to each mid-link or end-link.

(a) **C-Type Conditioning**

C-Type Conditioning is provided for the additional control of attenuation distortion and envelope delay distortion on data services. The attenuation distortion and envelope delay distortion specifications for C-Type Conditioning are delineated in Technical Reference TR-TSY-000335.

ACCESS SERVICE

7. Special Access Service (Cont'd)

7.2 Channel Types and Service Descriptions (Cont'd)

7.2.2 Voice Grade Service Channel Description (Cont'd)

(C) Optional Features and Functions (Cont'd)

(1) Conditioning (Cont'd)

(a) C-Type Conditioning (Cont'd)

The attenuation and envelope delay distortion specifications for C-Type Conditioning are:

Attenuation Distortion
(Frequency Response)
Relative to 1004 Hz

| <u>Frequency Range (Hz)</u> | <u>Variation (dB)</u> |
|-----------------------------|-----------------------|
| 400-2800 | -1.0 to +2.0 |
| 300-3000 | -1.0 to +3.0 |
| 3000-3200 | -2.0 to +6.0 |

Envelope Delay
Distortion

| <u>Frequency Range (Hz)</u> | <u>Variation (Microseconds)</u> |
|-----------------------------|---------------------------------|
| 1000-2600 | 100 |
| 800-2600 | 200 |
| 600-2600 | 300 |
| 500-2800 | 600 |
| 500-3000 | 3000 |

ACCESS SERVICE

7. **Special Access Service** (Cont'd)

7.2 **Channel Types and Service Descriptions** (Cont'd)

7.2.2 **Voice Grade Service Channel Description** (Cont'd)

(C) **Optional Features and Functions** (Cont'd)

(1) **Conditioning** (Cont'd)

(b) **Data Capability (D Conditioning)**

Data Capability provides transmission characteristics suitable for data communications. Specifically, Data Capability provides for the control of Signal to C-Notched Noise Ratio and intermodulation distortion. It is available for two-point services or three-point multipoint services.

The Signal to C-Notched Noise Ratio and intermodulation distortion parameter for Data Capability are delineated in Technical References TR-TSY-000335.

When a service equipped with Data Capability is used for voice communications, the quality of the voice transmission may not be satisfactory.

ACCESS SERVICE

7. **Special Access Service** (Cont'd)

7.2 **Channel Types and Service Descriptions** (Cont'd)

7.2.3 **Program Audio Service Channel Description** (C)

A Program Audio channel is a channel with a bandwidth measured in Hz for the transmission of a complex signal voltage. The channel is used for transmission of audio signals. The nominal frequency bandwidth is from 50 to 15,000 Hz. Only one-way transmission is provided.

Program Audio Special Access services are typically used in full-time and part-time applications for radio broadcasting, noncommercial educational audio, and wired music. These examples of applications are not intended to limit a customer's use of the channel nor to imply that the channel is limited to a particular use.

Gain conditioning and stereo treatment are optional features which will be provided at additional charge where requested.

(D)

(D)

ACCESS SERVICE

7. **Special Access Service** (Cont'd)

7.2 **Channel Types and Services Descriptions** (Cont'd)

7.2.3 **Program Audio Service Channel Description** (Cont'd)

(A) **Technical Specifications Packages Program Audio Service**

| Parameter | SD Code NC Code | Package | | | | |
|--|--------------------|--------------------------|-------------------------|-------------------------|-------------------------|-------------------------|
| | | <u>APC*</u> <u>PQ</u> | <u>AP1</u> <u>PE</u> | <u>AP2</u> <u>PF</u> | <u>AP3</u> <u>PJ</u> | <u>AP4</u> <u>PK</u> |
| Actual Measured Loss | | X | X | X | X | X |
| Amplitude Tracking | | X | | | | |
| Crosstalk | | X | X | X | X | X |
| Distortion Tracking | | X | | | | |
| Gain/Frequency Distortion | | X | X | X | X | X |
| Group Delay | | X | | | | |
| Noise | | X | X | X | X | X |
| Phrase Tracking | | X | | | | |
| Short-Term Gain Stability | | X | | | | |
| Short-Term Loss | | X | | | | |
| Total Distortion | | X | X | X | X | X |
| <u>Optional Features and Functions</u> | | | | | | |
| Central Office Bridging | | | | | | |
| Capability | | X | X | X | X | X |
| Gain Conditioning | | X | X | X | X | X |
| Stereo | | X | | | | X |

*The technical specifications are described in Technical Reference TR-NPL-000337 and associated Addendum.

ACCESS SERVICE

7. **Special Access Service** (Cont'd)

7.2 **Channel Types and Services Descriptions** (Cont'd)

7.2.4 **Digital Data Service**

A Digital Data channel is a channel for duplex four-wire transmission of synchronous serial data at the rate of 2.4, 4.8, 9.6, 19.2, 56 Kbps, and 64 Kbps Clear Channel (CC)*. The actual bit rate is a function of the channel interface selected by the customer. The channel provides a synchronous service with timing provided by the Telephone Company through the Telephone Company's facilities to the customer in the received bit stream. Digital Data channels are only available via Telephone Company designated hubs and are provided between customer designated premises and a Telephone Company hub or hubs. (C)

The customer may provide the Channel Service Unit-type equipment or other Network Channel Terminating Equipment associated with the Digital Data channel at the customer premises. (C)

Rates and charges for Special Access Digital Data Service are as set forth in Section 12.2.3. (T)

(D)

(D)

* 64 Kbps Clear Channel (CC) is offered where equipment and facilities are available. (N)

ACCESS SERVICE

7. **Special Access Service** (Cont'd)

7.2 **Channel Types and Services Descriptions** (Cont'd)

7.2.4 **Digital Data Service** (Cont'd)

(A) **Technical Specifications Packages and Network Channel Interfaces**

(1) The following network channel interfaces (NCIs) define the bit rates that are available for a Digital Data channel:

| <u>NCI</u> | <u>Bit Rate</u> | |
|------------|-----------------|-----|
| PU-2.4 | 2.4 Kbps | (N) |
| PU-4.8 | 4.8 Kbps | |
| PU-9.6 | 9.6 Kbps | |
| PU-19.2 | 19.2 Kbps | (N) |
| DU-56 | 56.0 Kbps | |
| DU-64* | 64.0 Kbps | |

(2) **Technical Specifications Packages are set forth below:**

| <u>Parameter</u> | <u>SD Code</u> <u>NC Code</u> | <u>Package</u> | | | |
|---|----------------------------------|------------------------|------------------------|------------------------|------------------------|
| | | <u>D1</u> <u>XA</u> | <u>D2</u> <u>XB</u> | <u>D3</u> <u>XG</u> | <u>D4</u> <u>XH</u> |
| Error-Free Seconds | | X | X | X | X |
| <u>Optional Features and Functions</u> | | | | | |
| Central Office | | | | | |
| Bridging Capability | | X | X | X | X |
| PPSN Interfact Transfer Arrangement | | X | X | X | X |
| Transfer Arrangement | | X | X | X | X |

* 64 Kbps Clear Channel (CC) is offered where equipment and facilities are available. (N)

ACCESS SERVICE

7. **Special Access Service** (Cont'd)

7.2 **Channel Types and Services Descriptions** (Cont'd)

7.2.4 **Digital Data Service** (Cont'd)

(A) **Technical Specifications and Network Channel Interfaces**
(Cont'd)

The Telephone Company will provide a channel capable of meeting a monthly average performance equal to or greater than 99.875% error-free seconds (if provided through a Digital Data hub) while the channel is in service, if it is measured through a CSU equivalent which is designed, manufactured, and maintained to conform with the specifications contained in Technical Reference PUB 62310.

Voltages which are compatible with Digital Data Service are delineated in Technical Reference TR-NPL-000341.

Compatible channel interfaces are set forth in Section 11.3.5(E) following.

(B) **Optional Features and Functions**

(1) **Central Office Bridging Capability**

Reserved for future use.

ACCESS SERVICE

7. **Special Access Service** (Cont'd)

7.2 **Channel Types and Services Descriptions** (Cont'd)

7.2.4 **Digital Data Service** (Cont'd)

(B) **Optional Features and Functions** (Cont'd)

(2) **Transfer Arrangement**

An arrangement that affords the customer an additional measure of protection and/or flexibility in the use of their access channel(s) on a 1xN basis. The arrangement can be utilized to transfer a leg of Special Access Service to either a spare or working channel that terminates in either the same or a different customer designated premises. This arrangement is only available at a Telephone Company designated hub. A key activated or dial-up control service is required to operate the transfer arrangement. A spare channel, if required, is not included as a part of the option.

(3) **Public Package Switching Network (PPSN) Interface Arrangement**

An arrangement that provides the interface requirements that permit a Digital Data Service to interface with a Public Packet Switching Network packet switch located in a Telephone Company premises. The interface is compatible with X.25 and X.75 packet switching protocols as defined by the CCITT.

The table set forth in Section 7.2.4(A) preceding shows the technical specifications packages with which the optional features and functions are available.

ACCESS SERVICE

7. **Special Access Service** (Cont'd)

7.2 **Channel Types and Services Descriptions** (Cont'd)

7.2.5 **High Capacity Service***

A High Capacity channel is a channel for the transmission of 256*, 384*, 512* Kbps or 1.544, or 44.738 Mbps synchronous serial data. The actual bit rate is a function of the channel interface selected by the customer. High Capacity channels are provided between customer designated premises or between a customer designated premises and a Telephone Company hub or hubs. (N)

The customer may provide the Network Channel Terminating Equipment associated with the High Capacity channel at the customer's premises.

A channel with technical specifications package HC1 will be capable of an error-free second performance of 98.75% over a continuous 24 hour period as measured at the 1.544 Mbps rate through a CSU equivalent which is designed, manufactured, and maintained to conform with the specifications contained in Technical Reference PUB 62411.

Where technically feasible, the Telephone Company will offer High Capacity Service at speeds of 256 Kbps, 384 Kbps, and 512 Kbps. The Telephone Company will provision this service at interface levels of up to 1.544 Mbps to an Interexchange Carrier digital POT.

* 256, 384, and 512 Kbps service is offered only where equipment and facilities are available.

ACCESS SERVICE

7. **Special Access Service** (Cont'd)

7.2 Channel Types and Services Descriptions (Cont'd)

7.2.5 High Capacity Service (Cont'd)

(A) Technical Specifications Packages and Network Channel Interfaces

| | SD Code NC Code | Package | | | | | |
|--|--------------------|------------|------------|-------------|------------|------------|------------|
| | | <u>HCO</u> | <u>HC1</u> | <u>HC1C</u> | <u>HC2</u> | <u>HC3</u> | <u>HC4</u> |
| | | <u>HS</u> | <u>HC</u> | <u>HD</u> | <u>HE</u> | <u>HF</u> | <u>HG</u> |
| <u>Parameters</u> | | | | | | | |
| Error-Free Seconds | | | X | | | | |
| <u>Optional Features and Functions</u> | | | | | | | |
| Automatic Loop Transfer | | | X | | | | |
| Central Office | | | | | | | |
| Multiplexing: | | | | | | | |
| DS4 to DS1 | | | | | | | X |
| DS3 to DS1 | | | | | | X | |
| DS2 to DS1 | | | | | X | | |
| DS1C to DS1 | | | | X | | | |
| DS1 to Voice | | | X | | | | |
| DS1 to DSO | | | X | | | | |
| DSO to Subrate* | X | | | | | | |
| Transfer Arrangement | | | X | | | | |

A channel with technical specifications package HC1 will be capable of an error-free second performance of 98.75% over a continuous 24 hour period as measured at the 1.544 Mbps rate through a CSU equivalent which is designed, manufactured, and maintained to conform with the specifications contained in Technical Reference PUB 62411.

Compatible channel interfaces are set forth in Section 11.3.5(D) following:

* Available only on a channel of 1.544 Mbps facility to a Telephone Company hub.

ACCESS SERVICE

7. Special Access Service (Cont'd)

7.2 Channel Types and Services Descriptions (Cont'd)

7.2.5 High Capacity Service (Cont'd)

(A) Technical Specifications Packages and Network Channel Interfaces (Cont'd)

The following network channel interfaces (NCIs) define the bit rates that are available for a High Capacity channel:

| <u>NCI</u> | <u>Bit Rate</u> |
|------------|------------------|
| DS-15* | 1.544 Mbps (DS1) |

(B) Optional Features and Functions

(1) Automatic Loop Transfer

The Automatic Loop Transfer provides protection on a 1xN basis against failure of the facilities between a customer designated premises and the wire center serving that premises. Protection is furnished through the use of a switching arrangement that automatically switches to a spare channel line when a working line fails. The spare channel is not included as a part of the option. This option requires compatible equipment at both the serving wire center and the customer designated premises. The customer is responsible for providing the equipment at its designated premises.

* A 64.0 Kbps channel is available as a channel(s) of a 1.544 Mbps channel to a Telephone Company hub.

ACCESS SERVICE

7. **Special Access Service** (Cont'd)

7.2 **Channel Types and Services Descriptions** (Cont'd)

7.2.5 **High Capacity Service** (Cont'd)

(B) **Optional Features and Functions** (Cont'd)

(2) **Transfer Arrangement**

An arrangement that affords the customer an additional measure of flexibility in the use of their access channel(s). The arrangement can be utilized to transfer a leg of a Special Access Service to either a spare or working channel that terminates in either the same or a different customer designated premises. A key activated or dial-up control service is required to operate the transfer arrangement. A spare channel, if required, is not included as part of the option.

(3) **Central Office Multiplexing**

(a) **DS1 to Voice**

An arrangement that converts a 1.544 Mbps channel to 24 channels for use with Voice Grade Services. A channel(s) of this DS1 to the Hub can also be used for a Digital Data Service.

ACCESS SERVICE

7. **Special Access Service** (Cont'd)

7.2 **Channel Types and Services Descriptions** (Cont'd)

7.2.5 **High Capacity Service** (Cont'd)

(B) **Optional Features and Functions** (Cont'd)

(3) **Central Office Multiplexing** (Cont'd)

(b) **DS1 to DSO**

An arrangement that converts a 1.544 Mbps channel to 23 64.0 Kbps channels utilizing digital time division multiplexing.

The table set forth in Section 7.2.4(A) preceding shows the technical specifications packages with which the optional features and functions are available.

(M)

(M) Information that previously appeared on this page now appears on page 277.4.

ACCESS SERVICE

7. **Special Access Service** (Cont'd)

7.2 Channel Types and Services Descriptions (Cont'd)

7.2.6 Optical Carrier Network (OCN) Point-to-Point Service

(A) Basic Channel Description

Optical Carrier Network (OCN) Point-to-Point channels provide high speed synchronous optical fiber-based full duplex data transmission capabilities at OC-3/OC-3c bandwidth which provide channels operating at the terminating bit rate of 155.52 Mbps. The OC-3 channels may be used to connect a customer designated premises to another customer designated premises.

(1) Channel Configuration

OCN Point-to-Point Channels consist of Local Distribution Channels (LDCs), Interoffice Transport and Optional Features and Functions. When OCN Point-to-Point Service is provided, the customer is responsible for providing the customer node and port equipment at the customer's premise. The customer provided node and port equipment at the customer premise allows high speed optical carrier channel to be converted to an electrical signal at a lower speed. The customer node and port equipment supplied at the customer premise must be compatible with the equipment used by the Telephone Company in the serving Wire Center. The Telephone Company will work cooperatively with the customer to select compatible equipment, which conforms to the requirements set forth in Technical Reference Publication AM-TR-TMO-000101.

The OC3 channel is available in a non-concatenated format (OC3) which provides three individual signals. The OC3 channel is also available in a concatenated format (OC3) which provides a single signal appropriate for data transmission.

ACCESS SERVICE

7. **Special Access Service** (Cont'd)

7.2 Channel Types and Services Descriptions (Cont'd)

7.2.6 Optical Carrier Network (OCN) Point-to-Point Service (Cont'd)

(A) Basic Channel Description (Cont'd)

(1) Channel Configuration (Cont'd)

The LDC comprising a channel must have the same termination bit rate unless multiplexing is performed at the Telephone Company Hub location.

(2) Interoffice Transport

Interoffice Transport facilities, comprised of Channel Mileage Termination (CMT) and Channel Mileage (CM), provide the transmission paths between serving Wire Centers associated with a customer designated premises or between a serving Wire Center associated with two customer designated premises and a Telephone Company Hub location.

The Channel Mileage Termination (CMT) recovers the costs for end office equipment associated with terminating the fiber facility whereas the Channel Mileage (CM) recovers the per mile costs for the transmission path which extends between the Telephone Company Serving Wire Centers and/or Hub(s).

ACCESS SERVICE

7. **Special Access Service** (Cont'd)

7.2 **Channel Types and Services Descriptions** (Cont'd)

7.2.6 **Optical Carrier Network (OCN) Point-to-Point Service** (Cont'd)

(B) **Optional Features and Functions**

The following optional features and functions are available:

- Customer Node
- Customer Premise Port
- Add/Drop Function

(1) **Customer Node**

A Customer Node charge applies when the Telephone Company provides terminal equipment at the customer designated premise for termination of a Synchronous Optical Channel Service Channel Termination. Such equipment may be used to convert the signal from an optical to electrical format. The Customer Node charge is determined by the level of optical service delivered to the premise. Each Customer Node must be configured with one or more Customer Premise Ports.

(2) **Customer Premise Ports**

Customer Premise Port charges apply in conjunction with the customer Node charge. Each Customer Premise Port provides the interface to derive a lower capacity service at the customer premise. The type and quantity of ports is determined by the customer and is based on the type of Customer Node selected and the number of OC3/OC3c channels ordered. Customer Premise Ports are available at the following speeds:

| <u>Customer Premise Ports</u> | <u>Speeds</u> |
|-------------------------------|---------------|
| OC3, OC3c | 155.52 Mbps |

ACCESS SERVICE

7. Special Access Service (Cont'd)

7.2 Channel Types and Services Descriptions (Cont'd)

7.2.6 Optical Carrier Network (OCN) Point-to-Point Service (Cont'd)

(B) Optional Features and Functions (Cont'd)

(3) Add/Drop Multiplexing

An Add/Drop Multiplexing Central Office Port charge applies to the interface provided at a Telephone Company wire center for the purpose of adding or dropping lower capacity services from Synchronous Optical Channel Service Channel Termination or Channel Mileage transport facilities. Central Office Ports are available at the following speeds:

| <u>Central Office Port</u> | <u>Speed</u> |
|----------------------------|--------------|
| OC-3, OC3c | 155.52 Mbps |

(M)

(M)

(M) Material that previously appeared on this page now appears on page 277.42.

ACCESS SERVICE

7. Special Access Service (Cont'd)

7.2 Channel Types and Services Descriptions (Cont'd)

7.2.7 Ethernet Transport Service (ETS)

7.2.7.1 General

Ethernet Transport Service (ETS) is a high-speed data transport service that provides end-to-end transmission using Ethernet packet technology at transport speeds ranging from 5 Mbps to 1 Gbps, where available. ETS is ideal for transport of broadband multimedia traffic (i.e., voice, data and video) using variable length Ethernet packets with the ability to interconnect multiple locations using the Company's ETS network. Ethernet packets generated by Ethernet-compatible Customer Premises Equipment (CPE) are transmitted using available capacity on shared transmission paths through the Company's ETS network to a pre-specified destination. The ETS Customer may use ETS to: 1) interconnect Customer Designated Premises (CDPs) served by the Company's ETS network; 2) interconnect with its local area network (LAN) to the Company's ETS network and/or; 3) interconnect its CDPs to an Ethernet network located outside of the Company's serving territory. (C)

7.2.7.2 Service Description

ETS is provided using a combination of ETS Channel Terminations (ETS CTs), ETS Ports, ETS Ethernet Virtual Connections (ETS EVCs) and ETS Extended Ethernet Virtual Connections (ETS E-EVCs). ETS may be used in conjunction with Special Access High Capacity DS3 and Synchronous Optical Channel Service OC3 Services in Section 7, preceding.

An ETS Port is required to provide the interface into the Company's ETS network. ETS EVCs establish a shared transmission path between any two ETS Ports on the Company's ETS network. ETS E-EVCs may be ordered to connect the Company's ETS network to an adjacent or non-adjacent telephone company's Ethernet network.

The transmission quality of ETS is not guaranteed and is offered to ETS Customers at a best effort level. The Company will attempt to deliver all Ethernet packets received; however, network congestion may result in a loss of Ethernet packets. Class of Service is available based on the ETS CT, ETS Port, ETS-EVC and ETS E-EVC. (N)
Transmission speeds using copper facilities may be affected by distance from the Company central office and other technical limitations in the Company's copper network and are also not guaranteed. (N)

ACCESS SERVICE

7. Special Access Service (Cont'd)

7.2 Channel Types and Services Descriptions (Cont'd)

7.2.7 Ethernet Transport Service (ETS) (Cont'd)

7.2.7.2 Service Description (Cont'd)

Service is provided, where available, between CDPs and designated Telephone Company Serving Wire Centers (SWCs). ETS will be furnished where suitable facilities exist as determined by the Company.

Rates and charges for ETS are set forth in Section 12.2.3(J) following.

7.2.7.3 Obligations of the Customer

In addition to the regulations described in other sections of this tariff, the following provisions apply to ETS:

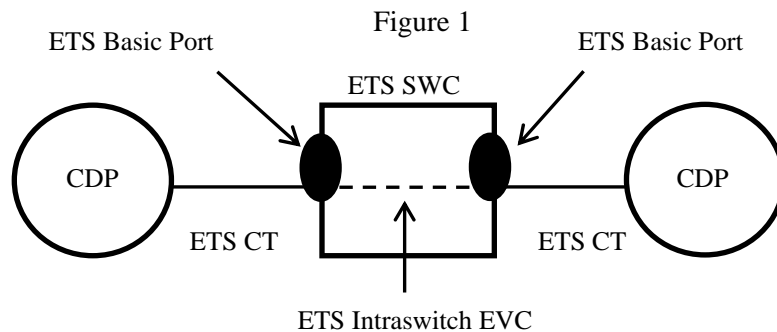
(A) The ETS Customer is responsible for providing the Company with the necessary information to provision ETS as specified in Section 5.2, Access Order.

(B) The ETS Customer is responsible for providing and maintaining all required CPE, which is compatible with ETS.

7.2.7.4 Rate Regulations

Regulations for governing the rates and charges for Special Access Services provided under this tariff used in conjunction with ETS are as specified in Section 7, preceding.

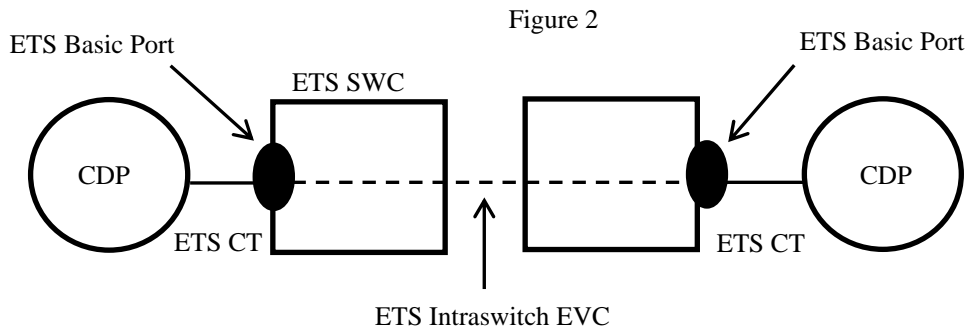
The following diagrams depict generic views of the elements of ETS. In the first figure, the ETS Customer's CDPs are served by a single ETS SWC. ETS EVCs ordered between two ETS Ports in the same SWC are classified as ETS Intraswitch EVCs. The ETS Customer orders the applicable ETS elements from the Company pursuant to the provisions specified in this section.



ACCESS SERVICE

- 7. Special Access Service (Cont'd)
 - 7.2 Channel Types and Services Descriptions (Cont'd)
 - 7.2.7 Ethernet Transport Service (ETS) (Cont'd)
 - 7.2.7.4 Rate Regulations (Cont'd)

In the second figure, the ETS Customer's CDPs are served by different ETS SWCs. ETS EVCs ordered between two ETS Ports in different SWCs are classified as ETS Interswitch EVCs. The ETS Customer orders the applicable ETS elements from the Company pursuant to the provisions specified in this section.

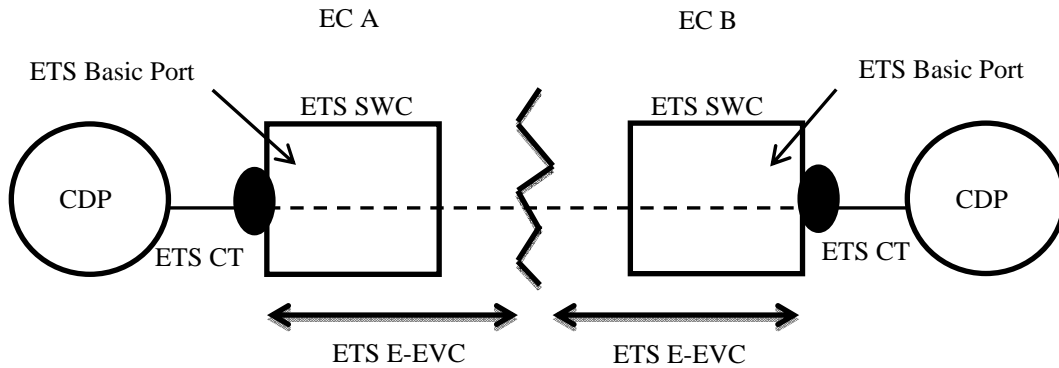


ACCESS SERVICE

- 7. Special Access Service (Cont'd)
 - 7.2 Channel Types and Services Descriptions (Cont'd)
 - 7.2.7 Ethernet Transport Service (ETS) (Cont'd)
 - 7.2.7.4 Rate Regulations (Cont'd)

In the third figure, one of the ETS Customer's CDPs is served by an adjacent telephone company's Ethernet network. The ETS Customer orders the applicable ETS elements from the Company pursuant to the provisions specified in this section. In addition, the ETS Customer will order the applicable Ethernet service elements from the adjacent telephone company.

Figure 3



ACCESS SERVICE

7. Special Access Service (Cont'd)

7.2 Channel Types and Services Descriptions (Cont'd)

7.2.7 Ethernet Transport Service (ETS) (Cont'd)

7.2.7.4 Rate Regulations (Cont'd)

(A) Rate Categories

The various ETS service elements are described below.

(1) ETS Channel Terminations (CTs)

An ETS CT provides the transport facility between the Customer's Designated Premises and an ETS Basic Port at the Telephone Company's ETS SWC.

ETS CTs are available at bandwidth speeds of 5 Mbps, 10 Mbps, 20 Mbps, 30 Mbps, 40 Mbps, 50 Mbps, 100 Mbps, 200 Mbps, 250 Mbps, 300 Mbps, 400 Mbps, 500 Mbps, and 1 Gbps. The ETS Customer orders the type of ETS CT it needs based on its bandwidth requirements and Class of Service. Bandwidth speeds of 50 Mbps and above require use of a fiber loop facility, where such fiber facilities exist. ETS CTs are available only from suitably equipped ETS SWCs for connection to ETS Basic Ports. (C)

Monthly and nonrecurring charges apply for each ETS CT ordered. The monthly recurring rate and nonrecurring charge are based upon the bandwidth capacity and Class of Service. Rates and charges are specified in Section 12.2.3(J), following. (C)

ACCESS SERVICE

7. Special Access Service (Cont'd)

7.2 Channel Types and Services Descriptions (Cont'd)

7.2.7 Ethernet Transport Service (ETS) (Cont'd)

7.2.7.4 Rate Regulations (Cont'd)

(A) Rate Categories (Cont'd)

(2) ETS Ports

ETS Ports provide the interface at the Telephone Company's ETS SWC for data traffic to and from the Customer Premises equipment as well as for connecting the Telephone Company's ETS network with the Ethernet network of another telephone company. An ETS Port receives Ethernet packets from the ETS Customer's Ethernet-compatible CPE, validates the addressing parameters contained in the packet headers, and transmits the packets into the ETS network. The ETS Port also receives Ethernet packets from the Telephone Company's ETS network or from an Ethernet network located outside of the Telephone Company's serving territory, validates the addressing parameters contained in the packet headers, and transmits the packets to the pre-designated CDP.

(a) ETS Basic Ports provide the interface to the Telephone Company's ETS network and do not include the required transport facility between the CDP and the Telephone Company's ETS SWC. ETS Basic Ports are available with bandwidth speeds of 5 Mbps, 10 Mbps, 20 Mbps, 30 Mbps, 40 Mbps, 50 Mbps, 100 Mbps, 200 Mbps, 250 Mbps, 300 Mbps, 400 Mbps, 500 Mbps, and 1 Gbps. Required transport to the ETS Basic Port is provided using an ETS CT as described above. Each ETS Basic Port must be associated with a minimum of one ETS EVC, one ETS E-EVC function. An ETS Basic Port may be associated with more than one ETS EVC or ETS E-EVC. The bandwidth speed and Class of Service of an ETS Basic Port must be equal to or greater than the bandwidth speed and Class of Service of the associated ETS CT. (C)

ACCESS SERVICE

7. Special Access Service (Cont'd)

7.2 Channel Types and Services Descriptions (Cont'd)

7.2.7 Ethernet Transport Service (ETS) (Cont'd)

7.2.7.4 Rate Regulations (Cont'd)

(A) Rate Categories (Cont'd)

(3) ETS Ethernet Virtual Connections (ETS EVCs)

ETS EVCs are logical associations established by the Telephone Company across a shared transmission path that allow the ETS Customer to transmit packets between any two ETS Ports located on the Telephone Company's ETS network. ETS EVCs are available in fixed bandwidth amounts of 5 Mbps, 10 Mbps, 20 Mbps, 30 Mbps, 40 Mbps, 50 Mbps, 100 Mbps, 200 Mbps, 250 Mbps, 300 Mbps, 400 Mbps, 500 Mbps, and 1 Gbps. The Telephone Company will establish ETS EVCs based upon the bandwidth capacity and Class of Service specified by the ETS Customer on its Access Order. When ETS EVCs are ordered between two ETS Ports in the same SWC, the ETS Customer will be charged the ETS Intraswitch EVC rate. When ETS EVCs are ordered between ETS Ports that are in different SWCs within the Telephone Company's serving territory, the ETS Customer will be billed the ETS Interswitch EVC rate.

ACCESS SERVICE

- 7. Special Access Service (Cont'd)
 - 7.2 Channel Types and Services Descriptions (Cont'd)
 - 7.2.7 Ethernet Transport Service (ETS) (Cont'd)
 - 7.2.7.4 Rate Regulations (Cont'd)
 - (A) Rate Categories (Cont'd)
 - (3) ETS Ethernet Virtual Connections (ETS EVCs) (Cont'd)

(M)
|
(M)

(M) Information that previously appeared on this page now appears on page 277.13.3.

ACCESS SERVICE

7. Special Access Service (Cont'd)

7.2 Channel Types and Services Descriptions (Cont'd)

7.2.7 Ethernet Transport Service (ETS) (Cont'd)

7.2.7.4 Rate Regulations (Cont'd)

(A) Rate Categories (Cont'd)

(4) ETS Extended Ethernet Virtual Connections (ETS E-EVCs)

ETS E-EVCs are logical associations established by the Telephone Company across a shared transmission path that allow the ETS Customer to transmit packets to and receive packets from an ETS Port located in the Telephone Company's ETS network to another telephone company's Ethernet network located in an adjacent or non-adjacent serving territory. ETS E-EVCs can be established between two ETS Basic Ports. ETS E-EVCs are available in fixed bandwidth amounts of 5 Mbps, 10 Mbps, 20 Mbps, 30 Mbps, 40 Mbps, 50 Mbps, 100 Mbps, 200 Mbps, 250 Mbps, 300 Mbps, 400 Mbps, 500 Mbps, 1 Gbps. The Telephone Company will establish ETS E-EVCs based upon the bandwidth capacity and class of service specified by the ETS Customer on its Access Order. (C)

Monthly and nonrecurring charges apply for each ETS E-EVC ordered. The monthly recurring rate and nonrecurring charge are based upon the bandwidth capacity of the ETS E-EVC ordered. Rates and charges are specified in Section 12.2.3(J), following. (C)

(5) Class of Service

An ETS Customer may choose to order a Prime Class of Service (CoS) level on an ETS CT, ETS Port and ETS EVC when ordering a new ETS.

A Prime CoS level provides priority routing of the ETS Customer's traffic through the Telephone Company's network. When the Customer orders a Prime CoS level, the Telephone Company will configure its network equipment to recognize and transmit Customer traffic according to the user priority value(s) populated by the ETS Customer's CPE.

(N)
|
(N)

ACCESS SERVICE

7. Special Access Service (Cont'd)

7.2 Channel Types and Services Descriptions (Cont'd)

7.2.7 Ethernet Transport Service (ETS) (Cont'd)

7.2.7.4 Rate Regulations (Cont'd)

(A) Rate Categories (Cont'd)

(5) Class of Service (Cont'd)

(N)

A Prime CoS level is available for use on an ETS Customer's ETS Intraswitch or Interswitch EVC when provided between two or more ETS Ports located within the Telephone Company's serving territory.

Prime CoS supports applications that require minimal delay and low latency to facilitate steady data flow of user information through the ETS network. Examples of applications requiring a Prime CoS level may include voice, high quality video, and circuit emulation for higher speed special access services. When ordered by the ETS Customer, the Telephone Company's network will transport traffic provided the ETS Customer's CPE populates the user priority value field with a value of 6. When the ETS Customer's CPE populates its packets with a user priority value of 6, the Telephone Company will provide the highest level of priority—routing through its network of those packets—up to the Prime CoS level bandwidth capacity ordered before routing any of the ETS Customer's other packets received with a user priority value of less than 6.

When an ETS Customer orders a Prime CoS, it must specify the CoS level(s) needed, the total bandwidth capacity for each CoS level and the associated ETS EVC(s). The ETS Customer may order a Prime CoS level to be established at the same time as the associated ETS Intraswitch or Interswitch EVC is established. The ETS Customer may also order a Prime CoS level to be added to an existing associated ETS Intraswitch or Interswitch EVC.

(N)

ACCESS SERVICE

7. Special Access Service (Cont'd)

7.2 Channel Types and Services Descriptions (Cont'd)

7.2.7 Ethernet Transport Service (ETS) (Cont'd)

7.2.7.4 Rate Regulations (Cont'd)

(A) Rate Categories (Cont'd)

(5) Class of Service (Cont'd)

(N)

An ETS Customer may order multiple Prime CoS levels for use on the same ETS EVC. The total bandwidth capacity ordered for all Prime CoS levels associated with single ETS EVC cannot exceed the bandwidth capacity of the ETS EVC. For example, an ETS Customer with a 500 Mbps ETS Interswitch EVC between two 500 Mbps ETS Basic Ports could order 300 Mbps of Prime CoS and 200 Mbps of Prime CoS. The ETS Customer's traffic will receive priority routing treatment up to the available bandwidth capacity of the Prime CoS level ordered. Any ETS Customer traffic received by the Telephone Company's network beyond the available bandwidth capacity of the Prime CoS level(s) ordered will be transported by the Telephone Company's network at best effort.

If an ETS Customer orders a Prime CoS level with a bandwidth capacity that is less than the total bandwidth capacity of the associated ETS EVC, the remaining non-assigned capacity will be transported by the Telephone Company's network at best effort.

The total bandwidth capacity of all Prime CoS levels associated with one or more ETS EVCs connected to the same ETS Basic Port may not exceed the total bandwidth capacity available on that ETS Basic Port.

(N)

ACCESS SERVICE

7. Special Access Service (Cont'd)

7.2 Channel Types and Services Descriptions (Cont'd)

7.2.7 Ethernet Transport Service (ETS) (Cont'd)

7.2.7.4 Rate Regulations (Cont'd)

(A) Rate Categories (Cont'd)

(5) Class of Service (Cont'd)

(N)

When a Prime CoS level has been established on an associated ETS EVC and user priority value field is populated with a value that is equal to or less than the CoS level ordered, the Telephone Company's network will transport the ETS Customer's traffic using the user priority value populated.

When a CoS level has been established on an associated ETS EVC and the user priority value field is populated with a value greater than the CoS level ordered, the Telephone Company's network will transport the ETS Customer's traffic using the user priority value of the CoS level ordered.

When a Prime CoS level has been established on an associated ETS EVC and the user priority value field is not populated, the Telephone Company's network will transport the ETS Customer's traffic at best effort.

When a Prime CoS level has not been ordered for use on an associated ETS EVC, the Telephone Company's network will transport the ETS Customer's traffic that transits the ETS EVC at best effort.

(N)

Monthly and nonrecurring charges apply for each ETS EVC ordered. The monthly recurring rate and nonrecurring charge are based upon the bandwidth capacity ordered and whether the associated ETS Ports are located within one SWC (Intraswitch) or between different SWCs (Interswitch). Rates and charges are specified in Section 12.2.3(J), following.

(M)

(M)

ACCESS SERVICE

7. Special Access Service (Cont'd)

7.2 Channel Types and Services Descriptions (Cont'd)

7.2.7 Ethernet Transport Service (ETS) (Cont'd)

7.2.7.4 Rate Regulations (Cont'd)

(A) Rate Categories (Cont'd)

(5) Class of Service (Cont'd)

(N)

A monthly recurring charge applies based on the total bandwidth capacity of each CoS level ordered and the type (i.e., Intraswitch or Interswitch) and bandwidth capacity of the associated ETS EVC.

An Access Order Charge applies to establish the initial CoS level on an existing ETS EVC. Only one Access Order Charge would apply to establish multiple CoS levels on an existing ETS EVC with no Existing CoS level on the same access order. An Access Order Charge does not apply to make CoS level changes on an existing ETS EVC that has at least one CoS level already established.

The ETS Design Change Charge will apply per ETS EVC, as described below, when an ETS Customer elects to make one or more of the following changes on an existing ETS EVC that has at least one CoS level already established: (1) changing the bandwidth capacity of an existing CoS level; (2) adding an additional CoS level; (3) replacing one type of CoS level with another type of CoS level; or (4) removing an existing CoS level from the associated ETS EVC.

(N)

ACCESS SERVICE

7. Special Access Service (Cont'd)

7.2 Channel Types and Services Descriptions (Cont'd)

7.2.7 Ethernet Transport Service (ETS) (Cont'd)

7.2.7.4 Rate Regulations (Cont'd)

(B) Types of Rate and Charges

There are two types of rates and charges. They are monthly rates and nonrecurring charges. The rates and charges are described below:

(1) Monthly Rates

Monthly rates are recurring rates that apply each month or fraction thereof when an ETS service element is provided. For billing purposes, each month is considered to have 30 days.

(2) Nonrecurring Charges

Nonrecurring charges are one-time charges that apply for specific work activity (i.e., installation or change to an existing service). The types of nonrecurring charges that apply for ETS are installation of service, service rearrangements, moves and design changes. Except as specified below, these charges are in addition to the Access Order Charge as specified in Section 12.2.3(J), following.

(a) Installation of Service

Nonrecurring charges apply for installation of ETS CTs, ETS Ports, ETS EVCs and ETS E-EVCs ordered by the ETS Customer.

ACCESS SERVICE

7. Special Access Service (Cont'd)

7.2 Channel Types and Services Descriptions (Cont'd)

7.2.7 Ethernet Transport Service (ETS) (Cont'd)

7.2.7.4 Rate Regulations (Cont'd)

(B) Types of Rate and Charges (Cont'd)

(2) Nonrecurring Charges (Cont'd)

(b) Service Rearrangements

Service rearrangements are changes to existing (i.e., installed) services, which may be administrative only in nature as set forth below or, that involve an actual physical change to the service.

When the ETS Customer elects to decrease the bandwidth capacity on existing ETS Ports and associated ETS CTs, the request will be considered a discontinuance of service for the former capacity and start of service for the new capacity. Associated nonrecurring (i.e., installation) charges will apply. New minimum period requirements will be established for the new ETS elements. The ETS Customer will also remain responsible for satisfying all outstanding minimum period charges for the discontinued ETS elements.

When the ETS Customer elects to increase the bandwidth capacity on existing ETS Ports and associated ETS CTs, the request will be considered a discontinuance of service for the former capacity and start of service for the new capacity. Associated nonrecurring (i.e., installation) charges will apply. New minimum period requirements will be established for the new ETS elements. Any outstanding minimum period charges associated with the discontinued ETS elements that would otherwise be applicable for the bandwidth capacity upgrades described in this paragraph will be waived.

ACCESS SERVICE

7. Special Access Service (Cont'd)

7.2 Channel Types and Services Descriptions (Cont'd)

7.2.7 Ethernet Transport Service (ETS) (Cont'd)

7.2.7.4 Rate Regulations (Cont'd)

(B) Types of Rate and Charges (Cont'd)

(2) Nonrecurring Charges (Cont'd)

(b) Service Rearrangements (Cont'd)

When the ETS Customer elects to change the bandwidth capacity on existing ETS EVCs and/or ETS E-EVCs (i.e., the Customer requests an increase or decrease in capacity), the ETS Design Change Charge described in (d), below, will apply per ETS element changed. When the ETS Customer elects to remove existing ETS EVCs and/or ETS E-EVCs, the ETS Design Change Charge described in (d), below, will apply per ETS EVC or ETS E-EVC.

Administrative changes will be made without charge(s) to the ETS Customer. Administrative changes are as follows:

- Change of Customer name,
- Change of Customer or Customer's End User premises address when the change of address is not a result of physical relocation of equipment,
- Change in billing data (name, address, or contact name or telephone number),
- Change of agency authorization,
- Change of Customer circuit identification,
- Change of billing account number,
- Change of Customer or Customer's End User contact name or telephone number, and
- Change of jurisdiction

ACCESS SERVICE

7. Special Access Service (Cont'd)

7.2 Channel Types and Services Descriptions (Cont'd)

7.2.7 Ethernet Transport Service (ETS) (Cont'd)

7.2.7.4 Rate Regulations (Cont'd)

(B) Types of Rate and Charges (Cont'd)

(2) Nonrecurring Charges (Cont'd)

(c) Moves

A move involves a change in the physical location of one of the following:

- The Point of Termination at the Customer's premises
- The Customer's premises

The charges for moving ETS elements are dependent on whether the move is to a different location within the same building, to a different building within the same SWC, or to a different building in a different SWC. The charges specified below apply in addition to any applicable charges for moving any applicable Special Access Services.

ACCESS SERVICE

7. Special Access Service (Cont'd)

7.2 Channel Types and Services Descriptions (Cont'd)

7.2.7 Ethernet Transport Service (ETS) (Cont'd)

7.2.7.4 Rate Regulations (Cont'd)

(B) Types of Rate and Charges (Cont'd)

(c) Moves (Cont'd)

(i) Moves Within the Same Building

ETS Basic Ports, ETS EVCs and ETS E-EVCs are not impacted when an ETS Customer moves its Point of Termination to a different location within the same building. The charge for moving an ETS CT within the same building will be an amount equal to one half of the nonrecurring (i.e., installation) charge for the ETS CT. There will be no change in the minimum period requirements.

(ii) Moves To a Different Building Within the Same SWC

ETS Basic Ports, ETS EVCs and ETS E-EVCs are not impacted when an ETS Customer moves its Point of Termination to a different building within the same SWC. The move of an ETS CT will be treated as a discontinuance and start of service. Associated nonrecurring (i.e., installation) charges will apply. New minimum period requirements will be established for the new services. The ETS Customer will also remain responsible for satisfying all outstanding minimum period charges for the discontinued service.

(iii) Moves to a Different Building in a Different SWC

A move to a different building in a different SWC will be treated as a discontinuance and start of service of all associated ETS elements. Associated nonrecurring (i.e., installation) charges will apply. New minimum period requirements will be established for the new services. The ETS Customer will also remain responsible for satisfying all outstanding minimum period charges for the discontinued service.

ACCESS SERVICE

7. Special Access Service (Cont'd)

7.2 Channel Types and Services Descriptions (Cont'd)

7.2.7 Ethernet Transport Service (ETS) (Cont'd)

7.2.7.4 Rate Regulations (Cont'd)

(d) ETS Design Changes

As described in (b), above, the ETS Design Change Charge specified in Section 12.2.3(J), following, will apply when the ETS Customer elects to: (1) change the bandwidth capacity of existing ETS EVCs or ETS E-EVCs; or (2) remove existing ETS EVCs or ETS E-EVCs.

When applicable, the ETS Design Change Charge applies in lieu of the ETS EVC or ETS E-EVC nonrecurring charge. The Access Order Charge will not apply when the ETS Design Change Charge is applicable.

(C) Minimum Periods

The minimum period for ETS service elements provided to an ETS Customer and for which charges are applicable is:

- Twelve months for ETS Basic Ports and ETS Channel Terminations and
- One month for all other ETS elements.

ACCESS SERVICE

7. Special Access Service (Cont'd)

7.2 Channel Types and Services Descriptions (Cont'd)

7.2.7 Ethernet Transport Service (ETS) (Cont'd)

7.2.7.5 Ethernet Term Discount Plan

An optional term discount plan is available for Ethernet Transport Service (ETS). Under the ETS Term Discount Plan, the monthly rates for eligible ETS service elements are reduced by a fixed percentage. The amount of the discount percentage differs based on the length of the term commitment period selected by the ETS Customer. Nonrecurring charges are discounted for 36 month and 60 month term commitments. (N)

ETS may be ordered at the Customer's option on a month-to-month basis or, under a single term commitment period of either 12 months, 36 months or 60 months. The Customer must notify the Telephone Company in writing of the length of its selected term commitment period. For purposes of this plan, all ETS Basic Ports included in a Customer's ETS Term Discount Plan are referred to as committed ETS Ports. To be included in an ETS Term Discount Plan, all committed ETS Ports must be ordered for the same term commitment period (i.e., all 12 months, 36 months or 60 months) and remain in-service at the same bandwidth capacity throughout the entire term commitment period. ETS Ports installed after the establishment of the Customer's ETS Term Discount Plan may be ordered on a month-to-month basis or added as additional committed ETS Ports to a Customer's existing term commitment period as described in (A), below.

Access Order Charges do not apply to establish a new or make any changes to an existing ETS Term Discount Plan.

ACCESS SERVICE

7. Special Access Service (Cont'd)

7.2 Channel Types and Services Descriptions (Cont'd)

7.2.7 Ethernet Transport Service (ETS) (Cont'd)

7.2.7.5 Ethernet Term Discount Plan (Cont'd)

The monthly rates for ETS service elements are set forth in Section 12.2.3(J), following. The term discount percentages for the ETS Term Discount Plan are set forth in Section 12.2.3(J), following.

The term discount percentage for the Customer's selected term commitment period applies to all committed ETS Ports provided within the Telephone Company's operating territory. The term discount percentage also applies to the following eligible ETS elements when these elements are provided within the Telephone Company's operating territory and associated with a committed ETS Port: 1) ETS Channel Terminations (ETS CTs); 2) ETS Ethernet Virtual Connections (ETS EVCs) and 3) ETS Extended Ethernet Virtual Connections (ETS E-EVCs). Since there are no bandwidth or in-service requirements for ETS CTs, ETS EVCs and ETS E-EVCs associated with committed ETS Ports under the ETS Term Discount Plan, Customer ordered disconnects or changes to the number or bandwidth capacities for these elements do not affect the Customer's ETS Term Discount Plan.

ACCESS SERVICE

7. Special Access Service (Cont'd)

7.2 Channel Types and Services Descriptions (Cont'd)

7.2.7 Ethernet Transport Service (ETS) (Cont'd)

7.2.7.5 Ethernet Term Discount Plan (Cont'd)

The term discount percentage does not apply to: 1) ETS Ports ordered on a month-to-month basis; 2) ETS CTs, ETS EVCs and ETS E-EVCs that are not associated with a committed ETS Port; and 3) ETS nonrecurring charges.

Except as specified in (A)-(C), below, discontinuance charges will apply when the Customer fails to satisfy the term commitment period or the in-service requirements for its committed ETS Ports.

The term discount percentage set forth in Section 12.2.3(J), following, will not be subject to Telephone Company initiated decreases during the Customer's selected term commitment period. If a term discount percentage increase occurs during the term of an existing ETS Term Discount Plan, the increased percentage will be applied automatically for the remainder of the Customer's existing term commitment period.

ACCESS SERVICE

- 7. Special Access Service (Cont'd)
 - 7.2 Channel Types and Services Descriptions (Cont'd)
 - 7.2.7 Ethernet Transport Service (ETS) (Cont'd)
 - 7.2.7.5 Ethernet Term Discount Plan (Cont'd)

At the end of the term commitment period, the Customer may subscribe to a new ETS Term Discount Plan commitment period or revert to the undiscounted monthly rates and nonrecurring charges specified in Section 12.2.3(J), following. If the Customer does not notify the Telephone Company in writing of its choice by the end of its existing term commitment period, the Telephone Company will automatically convert the Customer's ETS billing to the undiscounted monthly rates and nonrecurring charges specified in Section 12.2.3(J), following. An Access Order Charge will not apply when a Customer at the end of its existing term commitment period subscribes to a replacement ETS Term Discount Plan or reverts to month-to-month rates.

(A) ETS Port Additions

An ETS Term Discount Plan Customer will choose one of the following options when ordering a new ETS Port during its existing term commitment period:

- (1) Add the new ETS Port to its existing ETS Term Discount Plan provided: 1) the Customer commits to retain the newly installed ETS Port in-service at the same bandwidth capacity for the remainder of the existing term commitment period and 2) the ETS Port is being added before the last year of an existing term commitment period. The term commitment period of the Customer's existing ETS Term Discount Plan will continue uninterrupted. During the last year of the commitment period, ETS Ports may not be added to an existing term commitment period.
- (2) Order the new ETS Port on a month-to-month basis. No term discount percentage would apply to the newly installed ETS Port. The term commitment period of the Customer's existing ETS Term Discount Plan will continue uninterrupted.
- (3) Replace the existing ETS Term Discount Plan in its entirety with a new ETS Term Discount Plan as described in (C), below.

ACCESS SERVICE

7. Special Access Service (Cont'd)

7.2 Channel Types and Services Descriptions (Cont'd)

7.2.7 Ethernet Transport Service (ETS) (Cont'd)

7.2.7.5 Ethernet Term Discount Plan (Cont'd)

(B) Committed ETS Port Replacements

- (1) An ETS Term Discount Plan Customer may disconnect a committed ETS Port before the end of its existing term commitment period and replace it with one or more newly installed committed ETS Port(s) without the application of a discontinuance charge as described in (D), below, provided: 1) the bandwidth capacity of the replacement committed ETS Port(s) is equal to or greater than the bandwidth capacity of the disconnected committed ETS Port; 2) the Customer commits to retain the replacement committed ETS Port(s) in-service at the same bandwidth capacity for the remainder of the existing term commitment period; 3) the replacement committed ETS Port(s) is added to the existing term commitment before the last year of an existing term commitment period; and 4) the Customer's orders for the disconnect of the originally committed ETS Port and installation of the replacement committed ETS Port(s) are submitted to the Telephone Company at the same time and include cross references.
- (2) If the bandwidth capacity of the newly installed committed ETS Port(s) is less than the bandwidth capacity of the disconnected committed ETS Port, the disconnected committed ETS Port will be subject to a discontinuance charge as described in (D), below. The newly installed port(s) can be added as a committed ETS Port to the existing term commitment period or ordered on a month-to-month basis as described in (A), above.
- (3) Since newly installed ETS Ports cannot be added to an existing term commitment period during the last year of the commitment period, an existing committed ETS Port disconnected during the last year of the commitment period cannot be replaced as described in (B)(1), above. The disconnected committed ETS Port will be subject to a discontinuance charge as described in (D), below. During the last year of the term commitment period, newly installed ETS Ports can be ordered as described in (A), above.

ACCESS SERVICE

7. Special Access Service (Cont'd)

7.2 Channel Types and Services Descriptions (Cont'd)

7.2.7 Ethernet Transport Service (ETS) (Cont'd)

7.2.7.5 Ethernet Term Discount Plan (Cont'd)

(C) ETS Term Discount Plan Replacements

- (1) The Customer may replace an existing ETS Term Discount Plan in its entirety with a new ETS Term Discount Plan without the application of a discontinuance charge as described in (D), below, provided: 1) the term commitment period of the new ETS Term Discount Plan meets or exceeds the number of months remaining in the Customer's existing ETS term commitment period and 2) the bandwidth capacity of the committed ETS Ports under the new ETS Term Discount Plan meets or exceeds the bandwidth capacity of the committed ETS Ports in the Customer's existing ETS term commitment period. The term discount percentage applicable for the replacement ETS Term Discount Plan will apply on a going forward basis based on the Customer's written request to establish a new ETS Term Discount Plan commitment period under this provision.

For example, a Customer with an existing 36 month term commitment period and 50 Mbps of bandwidth capacity for its committed ETS Ports can replace that term commitment in its entirety with a new 36 month or 60 month term commitment period at any time during the existing term commitment period without the application of a discontinuance charge provided the bandwidth capacity of the Customer's committed ETS Ports under the new term commitment period is at least 50 Mbps.

- (2) When the term commitment period of a replacement ETS Term Discount Plan does not meet or exceed the number of months remaining in the Customer's existing ETS Term Discount Plan commitment period, a discontinuance charge as described in (D), below, will apply.

ACCESS SERVICE

7. Special Access Service (Cont'd)

7.2 Channel Types and Services Descriptions (Cont'd)

7.2.7 Ethernet Transport Service (ETS) (Cont'd)

7.2.7.5 Ethernet Term Discount Plan (Cont'd)

(C) ETS Term Discount Plan Replacements (Cont'd)

(3) When the term commitment period of the new ETS Term Discount Plan meets or exceeds the number of months remaining in the Customer's existing ETS term commitment period, but the bandwidth capacity of the Customer's committed ETS Ports under the new term commitment period is less than the bandwidth capacity of the committed ETS Ports under the Customer's existing term commitment period, the following provisions will apply.

(a) When the total monthly undiscounted charges for the number and type of committed ETS Ports to be included in the Customer's replacement ETS Term Discount Plan is equal to or greater than the total monthly undiscounted charges for the number and type of committed ETS Ports included in the Customer's existing ETS Term Discount Plan, the Customer will be permitted to replace its existing ETS Term Discount Plan without the application of either a discontinuance charge as described in (D), below, or a commitment shortfall charge as described in (b), below.

ACCESS SERVICE

7. Special Access Service (Cont'd)

7.2 Channel Types and Services Descriptions (Cont'd)

7.2.7 Ethernet Transport Service (ETS) (Cont'd)

7.2.7.5 Ethernet Term Discount Plan (Cont'd)

(C) ETS Term Discount Plan Replacements (Cont'd)

(3) (Cont'd)

- (b) When the total monthly undiscounted charges for the number and type of committed ETS Ports to be included in the Customer's replacement ETS Term Discount Plan is less than the total monthly undiscounted charges for the number and type of committed ETS Ports included in the Customer's existing ETS Term Discount Plan, the Customer will be permitted to replace its existing ETS Term Discount Plan under this provision, however, a commitment shortfall charge will apply. The commitment shortfall charge will apply in lieu of a discontinuance charge as described in (D), below, and will be calculated as follows:

Step 1: Determine the difference between the total monthly undiscounted charges for the number and type of committed ETS Ports included in the Customer's existing ETS Term Discount Plan and the total monthly undiscounted charges for the number and type of committed ETS Ports to be included in the Customer's replacement ETS Term Discount Plan.

Step 2: Multiply the result from Step 1 by 35%.

ACCESS SERVICE

7. Special Access Service (Cont'd)

7.2 Channel Types and Services Descriptions (Cont'd)

7.2.7 Ethernet Transport Service (ETS) (Cont'd)

7.2.7.5 Ethernet Term Discount Plan (Cont'd)

(C) ETS Term Discount Plan Replacements (Cont'd)

(3) (b) (Cont'd)

Step 3: Multiply the result from Step 2 times the number of months remaining in the existing term commitment period.

For example, a Customer elects to replace its existing 36 month ETS Term Discount Plan in its entirety in the 22nd month of the existing term commitment period with a new 36 month ETS Term Discount Plan. The existing term plan commitment includes a total bandwidth capacity requirement of 300 Mbps for the Customer's six 50 Mbps committed ETS Basic Ports. In the replacement ETS Term Discount Plan, the Customer will only be including two 100 Mbps committed ETS Basic Ports for a total bandwidth capacity of 200 Mbps. Although the Customer satisfies the term commitment length replacement requirement with the new ETS Term Discount Plan, it does not satisfy the bandwidth capacity replacement requirement and the total monthly undiscounted charges under the new term commitment period are less than the total monthly undiscounted charges under the existing term commitment period.

Using illustrative undiscounted monthly rates of \$275.00 for a 50 Mbps ETS Basic Port and \$330.00 for a 100 Mbps ETS Basic Port, the Telephone Company would bill the Customer a commitment shortfall charge totaling \$4,851.00 based on:

Step 1: \$1,650.00(i.e., \$275.00 x 6 ports) - \$660.00
(i.e., \$330.00 x 2 ports) = \$990.00

Step 2: \$990.00 x 35% = \$346.50

Step 3: \$346.50 x 14 months = \$4,851.00

ACCESS SERVICE

7. Special Access Service (Cont'd)

7.2 Channel Types and Services Descriptions (Cont'd)

7.2.7 Ethernet Transport Service (ETS) (Cont'd)

7.2.7.5 Ethernet Term Discount Plan (Cont'd)

(D) Discontinuance Charges

Except as provided for in (B) and (C), above, discontinuance charges will apply when: 1) the Customer disconnects a committed ETS Port prior to the end of the term commitment period; 2) the Customer disconnects a committed ETS Port prior to the end of the term commitment period and the replacement committed ETS Port(s) does not satisfy the requirements specified in (B), above; 3) the Customer discontinues an existing ETS Term Discount Plan in its entirety prior to the end of the term commitment period; or 4) the Customer replaces an existing ETS Term Discount Plan with a new ETS Term Discount Plan that does not satisfy the requirements specified in (C), above.

The discontinuance charge will be equal to 35% of the total undiscounted monthly rate for each committed ETS Port included in the Customer's ETS Term Discount Plan for each month remaining in the unsatisfied term commitment period. Minimum service period charges as specified in Section 7.2.7.4(C), preceding, would also apply, if applicable.

The following examples illustrate how the Telephone Company will calculate the applicable discontinuance charge.

Example 1

A Customer discontinues its existing ETS Term Discount Plan in its entirety in the 20th month of a 36 month term commitment period. The Customer included three 100 Mbps committed ETS Basic Ports when it established its initial term plan commitment.

Using an illustrative undiscounted monthly rate of \$330.00 for a 100 Mbps ETS Basic Port, the Telephone Company would bill the Customer a term plan discontinuance charge totaling \$5,544.00 (i.e., \$330.00 x 35% x 3 ports x 16 months).

ACCESS SERVICE

7. Special Access Service (Cont'd)

7.2 Channel Types and Services Descriptions (Cont'd)

7.2.7 Ethernet Transport Service (ETS) (Cont'd)

7.2.7.5 Ethernet Term Discount Plan (Cont'd)

(D) Discontinuance Charges (Cont'd)

Example 2

A Customer disconnects one of the four 50 Mbps committed ETS Basic Ports included in its ETS Term Discount Plan in the 39th month of a 60 month term commitment period. The Customer included all four of these ports when it established its initial term plan commitment. Using an illustrative undiscounted monthly rate of \$275.00 for a 50 Mbps ETS Basic Port, the Telephone Company would bill the Customer a port discontinuance charge totaling \$2,021.25 (i.e., \$275.00 x 35% x 21 months).

ACCESS SERVICE

7. Special Access Service (Cont'd)

7.3 Service Configurations (M)

There are two types of service configurations over which Special Access Service are provided: two-point service and multipoint service.

7.3.1 Two-Point Service

A two-point service connects two customer designated premises, either on a directly connected basis or through a hub where multiplexing functions are performed, or a customer designated premises and a WATS Serving Office. (M)

(M) Material that appears on this page previously appeared on page 277.4.

ACCESS SERVICE

7. Special Access Service (Cont'd)

7.3 Service Configurations (Cont'd)

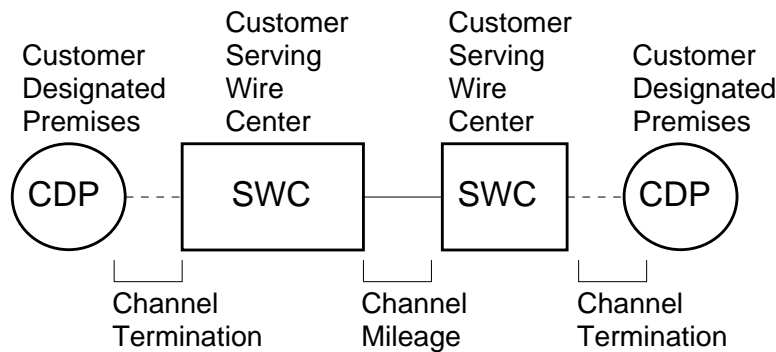
7.3.1 Two-Point Service (Cont'd)

Applicable rate elements are:

- Channel Terminations
- Channel Mileage (as applicable)
- Optional Features and Functions (when applicable)

In addition, a Special Access Surcharge, as set forth in Section 7.4.4 following may be applicable.

The following diagram depicts a two-point Voice Grade service connecting two customer designated premises (CDP) located 15 miles apart.



Applicable rate elements are:

- Channel Terminations (1 applicable per CDP)
- Channel Mileage (1 section, Channel Mileage Facility per mile plus 2 Channel Mileage Terminations)

ACCESS SERVICE

7. **Special Access Service** (Cont'd)

7.3 **Service Configurations** (Cont'd)

7.3.2 **Multipoint Service**

Multipoint service connects three or more customer designated premises through one or more Telephone Company hubs. Only certain types of Special Access Service are provided as multipoint service. These are so designated in the descriptions for the appropriate channel.

The channel between hubs (i.e., bridging locations) on a multipoint service is a mid-link. There is no limitation on the number of mid-links available with a multipoint service. However, when more than three mid-links in tandem are provided the quality of the overall service may be degraded.

Multipoint service utilizing a customized technical specifications package, as set forth in Section 7.1.4 preceding, will be provided when technically possible. If the Telephone Company determines that the requested characteristics for a multipoint service are not compatible, the customer will be advised and given the opportunity to change the order.

When ordering, the customer will specify the desired bridging hub(s). The NATIONAL EXCHANGE CARRIER ASSOCIATION TARIFF F.C.C. NO. 4 identifies serving wire centers, hub locations and the type of bridging functions available.

Applicable Rate Elements are:

- Channel Terminations (one per customer designated premises)
- Channel Mileage (as applicable between the serving wire center for each customer designated premises and the hub and between hubs).
- Additional Optional Features and Functions (when applicable).

ACCESS SERVICE

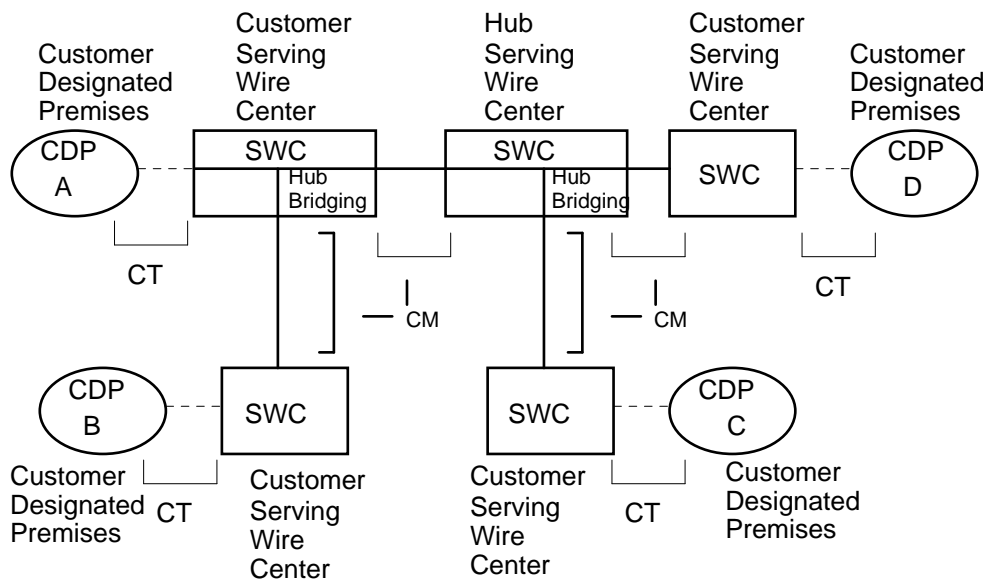
7. **Special Access Service** (Cont'd)

7.3 **Service Configurations** (Cont'd)

7.3.2 **Multipoint Service** (Cont'd)

In addition, the Special Access Surcharge, as set forth in Section 7.4.4 following, may be applicable.

Example: Voice Grade multipoint service connecting four customer designated premises (CDP) via two customer specified bridging hubs.



CT - Channel Termination
CM - Channel Mileage

Applicable rate elements are:

- Channel Terminations (4 applicable)
- Channel Mileage (4 sections, Channel Mileage Facility per mile plus 2 Channel Mileage Terminations per section)
- Bridging Optional Feature (6 applicable, i.e., each bridge port)

ACCESS SERVICE

7. **Special Access Service** (Cont'd)

7.4 **Rate Regulations**

This section contains the specific regulations governing the rates and charges that apply for Special Access.

7.4.1 **Application of Rates and Charges**

(A) **Nonrecurring Charges**

Nonrecurring Charges apply to each installation of service as a one time charge. Changes to existing services other than administrative changes described in Section 6.7.1 will be treated as a discontinuance of the existing service and an installation of a new service.

If an additional leg is added to an existing multipoint service, nonrecurring charges will only apply to the additional termination.

Nonrecurring charges apply for each Channel Termination installed and are set forth in Section 12.2.3.

(B) **Recurring Charges**

Recurring charges apply to the ongoing provision of Special Access Service to the customer.

Monthly rates are recurring rates that apply each month or fraction thereof that a Special Access Service is provided. For billing purposes, each month is considered to have 30 days.

7.4.2 **Minimum Periods**

The minimum service period for all services except part-time Program Audio is one month. Part-time Program Audio services will be provided at minimum periods of one continuous 24-hour period, not limited to a calendar day.

ACCESS SERVICE

7. **Special Access Service** (Cont'd)

7.4 **Rate Regulations** (Cont'd)

7.4.3 **Mileage Measurement**

The mileage to be used to determine the monthly rate for the Channel Mileage is calculated on the airline distance between the locations involved, i.e., the serving wire centers associated with two customer designated premises, a serving wire center associated with a customer designated premises and a Telephone Company hub, two Telephone Company hubs or, the serving wire center associated with a customer designated premises and the WATS serving office. The serving wire center associated with a customer designated premises is the serving wire center from which this customer designated premises would normally obtain dial tone.

Mileage charges are shown in Section 12.2.3. To determine the rate to be billed, first compute the mileage using the V&H coordinates method, as set forth in the NATIONAL EXCHANGE CARRIER ASSOCIATION TARIFF F.C.C. NO. 4, then multiply the resulting number of miles by the Channel Mileage Facility per mile rate, and add the Channel Mileage Termination Rate for each termination. When the calculation results in a fraction of a mile, always round up to the next whole mile before determining the mileage and applying the rates.

When hubs are involved, mileage is computed and rates applied separately for each section of the Channel Mileage, i.e., customer designated premises serving wire center to hub, hub to hub and/or hub to customer designated premises serving wire center. However, when any service is routed through a hub for purposes other than customer specified bridging or multiplexing (e.g., the Telephone Company chooses to so route for test access purposes). Rates will be applied only to the distance calculated between the serving wire centers associated with the customer designated premises.

ACCESS SERVICE

7. **Special Access Service** (Cont'd)

7.4 **Rate Regulations** (Cont'd)

7.4.4 **Surcharge for Special Access Service**

(A) **General**

The Special Access Surcharge will apply to each intrastate Special Access Service that terminates on an end user's PBX or other device where, through a function of the device, the Special Access Service interconnects to the local exchange network. Interconnection functions include but are not limited to wiring and software functions, bridging, switching or patching of calls or stations. The Surcharge will apply irrespective of whether the interconnection function is performed in equipment located at the customer's premises or in a Centrex Co-type switch. The Surcharge rate is set forth in Section 12.2.3(E) following.

(B) **Exemption of Special Access Service**

Special Access Service will be exempted from the Surcharge by the Telephone Company upon receipt of the customer's written certification as described in Section 7.4.4(C), for the following Special Access Service terminations:

- (1) an open-end termination in a Telephone Company switch to an FX line, including CCSA and CCSA-equivalent ONALs, or
- (2) an analog channel termination that is used for radio or television program transmission, or
- (3) a termination used for TELEX service, or

ACCESS SERVICE

7. **Special Access Service** (Cont'd)

7.4 **Rate Regulations** (Cont'd)

7.4.4 **Surcharge for Special Access Service** (Cont'd)

(B) **Exemption of Special Access Service** (Cont'd)

- (4) a termination that by the nature of its operating characteristics could not make use of Telephone Company common lines such as, terminations which are restricted through hardware or software, or
- (5) a termination that interconnects either directly or indirectly to the local exchange network where the usage is subject to Carrier Common Line Charges, or
- (6) a termination that the customer certifies to the Telephone Company is not connected to a PBX or other device which interconnects the Special Access Service to a local exchange subscriber line.

(C) **Exemption Certification**

- (1) Special Access Services which are terminated as set forth in Section 7.4.4(B) preceding will be exempted from the Special Access Surcharge if the customer provides the Telephone Company with written exemption certification. The certification may be provided to the Telephone Company (1) at the time the Special Access Service is ordered or installed; (2) at such time as the service is reterminated to a device which does not interconnect to the service to local exchange facilities, or (3) at such time as the service becomes associated with a Switched Access Service that is subject to Carrier Common Line Charges.

ACCESS SERVICE

7. **Special Access Service** (Cont'd)

7.4 **Rate Regulations** (Cont'd)

7.4.4 **Surcharge for Special Access Service** (Cont'd)

(C) **Exemption Certification** (Cont'd)

- (2) The exemption certification is to be provided by the customer ordering the service. The certification must be signed by the customer or authorized representative and include the category of exemption, as set forth in Section 7.4.4(B) preceding, for each termination, and the date which the exemption is effective.
- (3) The customer shall also notify the Telephone Company when an exempted Special Access Service is changed or reterminated such that the exemption is no longer applicable.
- (4) The Telephone Company will work cooperatively with the customer to resolve any questions regarding the exemption certification. In addition, the Telephone Company may withhold exemption of the service until the questions are resolved.

(D) **Application of Surcharge**

- (1) The Telephone Company will bill the appropriate Special Access Surcharge to the ordering customer for each intrastate Special Access Service installed unless exemption certification is provided as set forth in Section 7.4.4 preceding. In the case of multipoint Special Access Services, one Special Access Surcharge will apply for each termination of a Special Access Channel at an end user's premises.

ACCESS SERVICE

7. **Special Access Service** (Cont'd)

7.4 **Rate Regulations** (Cont'd)

7.4.4 **Surcharge for Special Access Service** (Cont'd)

(D) **Application of Surcharge** (Cont'd)

- (2) If a written certification is not received at the time the Special Access Service is obtained, the Surcharge will be applied. Exempt status will become effective on the certification date indicated by the customer, subject to the regulations set forth in (3) following.
- (3) The Telephone Company will cease billing the Special Access Surcharge when certification, is received. If the status of the Special Access Service was changed prior to receipt of the exemption certification, the Telephone Company will credit the customer's account not to exceed ninety (90) days, based on the effective date of the change as specified by the customer in the letter of certification.

7.4.5 **Mixed Use Analog and Digital High Capacity Services**

Mixed use refers to a rate application applicable only when the customer orders High Capacity Special Access facilities between a customer designated premises and a Telephone Company hub where the Telephone Company performs multiplexing/de-multiplexing functions and the same customer then orders the derived channels as Special and Switched Access Services. If the customer has Switched Access Service between a customer designated premises and an end office that is multiplexed at a Telephone Company hub and subsequently orders the derived channels as Special and Switched Access Service, rates and charges will apply as if the service were ordered as mixed use.

ACCESS SERVICE

7. **Special Access Service** (Cont'd)

7.4 **Rate Regulations** (Cont'd)

7.4.5 **Mixed Use Analog and Digital High Capacity Services** (Cont'd)

Except as noted above, the High Capacity facility will be ordered, provided and rated as Special Access Service (i.e., channel Termination, Channel Mileage, as appropriate, and Multiplexing Arrangement). The nonrecurring charge that applies when the mixed use facility is installed will be the nonrecurring charge associated with the appropriate Special Access High Capacity Channel Termination.

Rating as Special Access will continue until such time as the customer chooses to use a portion of the available capacity for Switched Access Service. Individual service (i.e., Switched or Special Access) nonrecurring charges will not apply to the individual channels of the mixed use facility.

ACCESS SERVICE

7. **Special Access Service** (Cont'd)

7.4 **Rate Regulations** (Cont'd)

7.4.5 **Mixed Use Analog and Digital High Capacity Services** (Cont'd)

When Special Access Service is provided utilizing a channel of the mixed use facility to a hub, High Capacity rates and charges will apply for the facility to the hub, as set forth preceding, and individual service rates and charges will apply from the hub to the customer designated premises. The rates and charges that will apply to the portion from the hub to the customer designated premises will be dependent on the specific type of Special Access Service that is provided (e.g., Voice Grade, Telegraph, etc.). The applicable rates and charges will include a Channel Termination and Channel Mileage, if applicable, rates and charges for optional features and functions associated with the service, if any, will apply for the appropriate channel type.

As each individual channel is activated for Switched Access Service, the High Capacity Special Access Channel Termination, Channel Mileage, and Multiplexing rates will be reduced accordingly (e.g., 1/24th for a DS1 service, etc.).

Switched Access Service rates and charges, as set forth in Section 12.2.2, following, will apply for each channel that is used to provide a Switched Access Service. Additionally, the Switched Access Service Entrance Facility, Direct Trunked Transport, and Multiplexing charges, if applicable, will be calculated by multiplying their respective rates by the ratio of derived Switched Access Service channels to the total number of channels that can be derived.

The customer must place an order for each individual Switched or Special Access Service utilizing the Mixed Use Facilities and specify the channel assignment for each such service.

ACCESS SERVICE

7. **Special Access Service** (Cont'd)

7.4 **Rate Regulations** (Cont'd)

7.4.6 **High Capacity and Optical Carrier Network (OCN) Point-to-Point Service Optional Rate Plans** (C)

The Term Discount plan applies to Special Access DS1 and DS3 High Capacity Service Channel Termination, Channel Mileage Facility and Channel Mileage Termination monthly rates as set forth following. The current monthly rates for such services are reduced by a fixed rate. The amount of the discount rate differs based on the length of the service commitment period selected by the customer. The Term Discount rates for High Capacity Service are as set forth in 12.2.3(D) following.

The Term Discount plan also applies to Special Access Optical Carrier Network (OCN) Local Distribution Channel, Channel Mileage Termination, Channel Mileage monthly rates as set forth following. The current monthly rates for such services are reduced by a fixed rate. The amount of the discount rate differs based on the length of service commitment period selected by the customer. The Term Discount rates for Optical Carrier Network (OCN) Point-to-Point Service are as set forth in 12.2.3(G) following.

The minimum service period on a monthly rate basis is one month for DS1, DS3 and OC-3/OC-3c service.

(A) **Term Discount Plan Description**

DS and DS3 High Capacity Special Access Service may be ordered at the customer's option on a monthly rate basis or for Term Discount periods of 12 months (1 year), 36 months (3 years) or 60 months (5 years).

OCN Point-to-Point Service may be ordered at the customer's option on a monthly rate basis or for a Term Discount period of 60 months (5 years).

The minimum service period for Term Discount plans is twelve months. The customer must specify the length of the service commitment period at the time the service is ordered.

(M) Information that previously appeared on this page now appears on page 288.2.

ACCESS SERVICE

7. Special Access Service (Cont'd)

7.4 Rate Regulations (Cont'd)

7.4.6 High Capacity and Optical Carrier Network (OCN) Point-to- Point Service Optional Rate Plans (Cont'd) (C)

(A) Term Discount Plan Description (Cont'd)

For customers that subscribe to the DS1 and DS3 High Capacity or OCN Term Discount plan for 12, 36 or 60 months, the Term Discount rate as set forth in 12.2.3(D) and 12.2.3(G), following, will be frozen from Telephone Company initiated increases or decreases for the entire discount period. The customer will be billed at the rate in effect at the beginning of the Term Discount period. (M) (C) (C) (M)

At the end of the Term Discount period, the customer may convert to month-to-month service or subscribe to a new Term Discount Plan. If the customer does not make a choice by the end of the discount period, the rates will automatically convert to month-to-month service rates.

To be included in a Service Term Discount plan all eligible High Capacity or OCN rate elements must be ordered for the same commitment term (i.e., all 36 months or all 60 months) and with the same service date. When additional capacity is subsequently added, it will be available only on a month-to-month basis unless the discount period of the entire service is upgraded. (C)

Eligible DS1 and DS3 High Capacity rate elements are those Channel Terminations, Channel Mileage Facility and Channel Mileage Terminations provided to a customer by the Telephone Company. Eligible OCN rate elements are those Local Distribution Channel, Channel Mileage Terminations and Channel Mileage provided to a customer by the Telephone Company. As long as the number of DS1s, DS3s or OCNs included in a Term Discount plan remains constant, customer requests to install and disconnect DS, DS3 or OCN services, including changes affecting different wire centers and/or customer designated premises, will not change the current Term Discount period or the minimum service period and Discontinuance of Service charges as set forth in (2) following will not apply. (N) (N) (C) (C)

ACCESS SERVICE

7. **Special Access Service** (Cont'd)

7.4 **Rate Regulations** (Cont'd)

7.4.6 **High Capacity and Optical Carrier Network (OCN) Point-to-Point Service Optional Rate Plans** (Cont'd) (C)

(A) **Term Discount Plan Descriptions** (Cont'd)

(1) **Upgrades in Term Discounts**

Services provided under monthly rates or Term Discount rates may be upgraded to a Term Discount plan at any time without incurring Channel Termination or Local Distribution Channel nonrecurring charges or discontinuance charges for existing services. The new Term Discount plan must meet or exceed the service term of the plan being upgraded. For example, a service with a 36 month commitment period may be upgraded to a new 36 month, or 60 month service period. The monthly rates will be those that are in effect at the time the service is upgraded. A new minimum service period applies to all High Capacity Service or OCN Point-to-Point Service that is upgraded. (C)

(2) **Discontinuance of Service**

If the customer chooses to disconnect all or a portion of the service prior to the expiration of the Term Discount period, discontinuance charges will apply to the portion of the service being discontinued.

Should the customer choose to discontinue a Term Discount plan prior to the completion of the minimum service period, discontinuance charges will apply. Discontinuance charges equal to one-hundred percent of the total undiscounted monthly rates, less any amounts previously paid, will apply for the minimum service period. Additionally, discontinuance charges of fifteen percent of the total undiscounted monthly charges for DS1, DS3 and OC3/OC-3c service will apply to the remaining portion of the discount service term. (C)

ACCESS SERVICE

7. **Special Access Service** (Cont'd)

7.4 **Rate Regulations** (Cont'd)

7.4.6 **High Capacity and Optical Carrier Network (OCN) Point-to-Point Service Optional Rate Plans** (Cont'd) (C)

(A) **Term Discount Plan Descriptions** (Cont'd)

(2) **Discontinuance of Service** (Cont'd)

Should the customer choose to discontinue service ordered under a Term Discount plan after the minimum service period but before the completion of the discount period, discontinuance charges will apply. Discontinuance charges of fifteen percent of the total undiscounted monthly charges for DS1, DS3 and OC-3/OC-3c service will apply to the remaining portion of the discount period. For example, a customer has a DS1 and DS3 Service which it chooses to discontinue after 33 months into a 60-month service term. The Discontinuance charge would be 0.15 times 27 months times the undiscounted monthly rates for that service. (C)

ACCESS SERVICE

8. Billing and Collection Services

The Telephone Company will provide the following services at the request of the I.C.

- (A) Recording Service
- (B) Billing Service

8.1 Recording Service

8.1.1 General Description

Recording Service is the recording of the details of an end user message for the customer.

The term "customer message" denotes a completed call originated by a customer's end user. A customer message begins when answer supervision from the premise of the ordering customer is received by Telephone Company recording equipment indicating that the called party has answered. A customer message ends when disconnect supervision is received by Telephone Company recording equipment from either the premise of the ordering customer or the customer end user premises from which the call originated.

A description of each Recording Service rate element follows.

(A) Recording

Recording is the entering on magnetic tape or other acceptable media the details of customer messages originated through Switched Access Service. Recording is provided 24 hours a day, 7 days a week. The rate is applied based on each message recorded and is applied to both Message Telephone Service and WATS services. Rates for Recording are set forth in 12.2.4.(A).

ACCESS SERVICE

8. Billing and Collection Services (Cont'd)

8.1 Recording Service (Cont'd)

8.1.1 General Description (Cont'd)

(B) Assembling and Editing

Assembling and Editing is the aggregation of the recorded customer message detail to create individual messages and verify that the data necessary for rating is present. This rate is applied whenever the customer orders Recording Service or when the customer provides recorded detail which must be converted to the Telephone Company's standard format prior to rating. Rates for Assembling and Editing are set forth in 12.2.4(B).

(C) Provision of Message Detail

Provision of Message Detail is the provision of recorded, assembled and edited message detail to the customer. The information provided will be sorted by end user telephone number and include name and address information so the customer has sufficient detail for billing their end users. Except for lost or damaged records, the recorded detail will be available to the customer not more than five business days after the date all the detail requested by the customer was processed by the Telephone Company. The Telephone Company will provide this information on magnetic tape to the customer. The charge for each magnetic tape utilized will apply.

Where available and when requested by the customer, the assembled and edited customer message detail will be data transmitted to the customer. The charge for data transmission set forth in 12.2.4(H) will apply. Rates for Provision of Message Detail are set forth in 12.2.4(C).

8.1.2 Undertaking of the Telephone Company

- (A) The Telephone Company will provide Recording Service in its operating territory. The minimum territory for which the Telephone Company will provide this service in all offices

ACCESS SERVICE

8. Billing and Collection Services (Cont'd)

8.1 Recording Service (Cont'd)

8.1.2 Undertaking of the Telephone Company (Cont'd)

(A) (Cont'd)

where the customer has ordered Switched Access Service.

(B) The Telephone Company will record all customer messages carried over Feature Group C Switched Access Service. The recording equipment will be provided at locations selected by the Telephone Company. Assembly and editing will be performed on all messages recorded during the billing period established by the Telephone Company. Except as set forth in 8.1.2(F) and 8.1.3 following, recorded message detail from previous billing periods will not be recovered and made available to the customer.

(C) A standard format for the provision of the recorded message detail will be established by the Telephone Company and provided to the customer. If, in the course of Telephone Company business, it is necessary to change the format, the Telephone Company will notify the customer six months prior to the change.

(D) Sorting, as described in the Provision of Message Detail rate element, will be provided to the customer contingent on the customer furnishing the Telephone Company with any additional information which may be needed in order to perform these services.

(E) At the request of a customer, magnetic tapes containing the recorded message details will be provided to the customer as part of Recording Service. The Telephone Company will supply the magnetic tapes at the rate described in Section 12.2.4(D). Unless specified otherwise by the customer, the magnetic tapes will be sent to the customer via first class mail.

ACCESS SERVICE

8. Billing and Collection Service (Cont'd)

8.1 Recording Service (Cont'd)

8.1.2 Undertaking of the Telephone Company (Cont'd)

(E) (Cont'd)

However, the customer may pick up the magnetic tapes at a location designated by the Telephone Company.

(F) The Telephone Company will retain message detail for forty-five days from the date the detail was initially made available to the customer. At the customer's request, within the forty-five day period, the Telephone Company will provide previously recorded and provided message detail to the customer. All applicable charges will apply for the provision of this service as if the information was being provided for the first time.

(G) If customer message detail is data transmitted to a customer location, the rate for Data Transmission described in Section 12.2.4(H) will apply.

8.1.3 Liability of the Telephone Company

(A) Any liability described here is in addition to the liability described in Section 2.1.3.

(B) If customer message detail is not available because the Telephone Company lost or damaged tapes or incurred recording system outages, the Telephone Company will estimate the volume of lost customer messages and associated revenue based on previously known values. This estimated customer message volume will be included along with the customer message detail provided to the customer and/or provided for Rating Service. Appropriate credit adjustments will be made

ACCESS SERVICE

8. Billing and Collection Service (Cont'd)

8.1 Recording Service (Cont'd)

8.1.3 Liability of the Telephone Company (Cont'd)

(B) (Cont'd)

to the customer amounts due to account for the customer's unbillable revenue. The Company's liability is limited to the granting of a corresponding credit adjustment to the customer amount due to account for the unbillable revenue.

(C) When the Telephone Company, due to error or omission, provides incomplete data to a customer, the Telephone Company will make every reasonable effort to recover the data at no additional charge. Such request to recover the data must be made within 30 days from the date the details were initially made available to the customer. If the data cannot be recovered, the extent of the Telephone Company's liability for damages shall be limited as set forth in (B) preceding.

(D) In the absence of willful misconduct, no liability for damages to the customer or other person other than as set forth in (B) and (C) preceding shall be assumed by the Telephone Company.

8.1.4 Obligations of the Customer

(A) The customer shall order Recording Service from the Telephone Company. No charges apply for the processing of an order except as described in Section 8.1.5 for minimum periods and minimum monthly charges.

The customer shall order Recording Service at least one month prior to the date when the customer message detail is to be recorded.

ACCESS SERVICE

8. Billing and Collection Service (Cont'd)

8.1 Recording Service (Cont'd)

8.1.4 Obligation of the Customer (Cont'd)

- (B) The customer shall order Provision of Message Detail at least one month prior to the period when it wishes to receive the recorded message detail. If a change in the method of provision of recorded customer message detail is requested, the Telephone Company will make its best effort to accommodate the request within one month of receiving written notification from the customer.
- (C) The premises of the ordering customer shall provide the signals necessary to properly operate the Telephone Company's automatic message accounting equipment used to perform the detail recordings.

8.1.5 Payment Arrangements and Audit Provision

(A) Audit Provision

With a minimum of two weeks written notice to the Telephone Company, the customer shall have the right to audit, during normal business hours and at reasonable intervals as determined by the Telephone Company, all records and accounts which contain information concerning the recording of messages for which amounts may be payable to the customer. Adjustments shall be made by the proper party to compensate for any errors disclosed by the audit.

All information reviewed by the customer is confidential and is not to be distributed, provided or disclosed in any form to anyone not involved in the audit, nor is such information to be used for any other purpose.

ACCESS SERVICE

8. Billing and Collection Service (Cont'd)

8.1 Recording Service (Cont'd)

8.1.5 Payment Arrangements and Audit Provision (Cont'd)

(B) Minimum Period and Minimum Monthly Charge

The minimum period for which Recording Service is provided and for which charges apply is one month.

The minimum monthly charges are the charges for each rate element ordered by the customer for a 30 day period. If service is terminated prior to the completion of the initial month of service, the Telephone Company will estimate the minimum charge for each rate element using the most recent data available. Actual data for the period service was provided will be utilized to determine an amount per day. The amount per day will be multiplied by 30 to determine the minimum charge.

(C) Cancellation of an Order for Service

A customer may cancel an order for Recording Service on any date prior to the service date without incurring cancellation charges. If verbal notice of the cancellation is given, the verbal notice must be followed by written confirmation within 10 days. The service date for Recording Service is the date the customer requests that recording start. Minimum monthly charges as described in Section 8.1.5(B) apply if service is cancelled on or after the service date. No other cancellation charges apply.

(D) Changes to Orders for Service

When a customer requests non-material changes to a pending order for Recording Service, the requested change will be made to the existing order. Non-material changes which will be accommodated under an existing order include changes to customer name, address, and the location where Recording Service output will be provided.

ACCESS SERVICE

8. Billing and Collection Service (Cont'd)

8.1 Recording Service (Cont'd)

8.1.5 Payment Arrangements and Audit Provision (Cont'd)

(D) Changes to Orders for Service (Cont'd)

If the existing order must be cancelled due to material changes, and a new order issued, all minimum monthly charges will apply to the cancelled order.

8.2 Billing Service

8.2.1 General Description

Billing Service consists of the rating of customer messages, the billing and collection of customer charges to end users and maintenance of the end user files and software modifications necessary to provide these services. A description of each Billing Service rate element follows.

(A) Rating Service

Rating Service is a charge per message for transforming the recorded, assembled and edited end user message details into rated messages in preparation for billing. Rating will be performed based on the customer provided schedule of rates for both Message Telephone Service and WATS service. Upon completion, rated messages will be provided to the customer for billing unless the customer orders Bill Processing Service from the Telephone Company. Rated messages are ready for input to the Bill Processing Service of the Telephone Company. Rates for Rating Service are set forth in Section 12.2.4(E).

ACCESS SERVICE

8. Billing and Collection Service (Cont'd)

8.2 Billing Service (Cont'd)

8.2.1 General Description (Cont'd)

(B) Bill Processing Service

- (1) Bill Processing Service is a charge per message for the preparation and mailing of bills, and collection of amounts due from end users for their use of the customer's service.
- (2) If a contractual arrangement can be mutually agreed upon, the Telephone Company will purchase from the customer the accounts receivable that arise from bills rendered by the Telephone Company to that customer's end users. If arrangements cannot be agreed on, the Telephone Company will act as billing agent in the provision of Bill Processing Service.
- (3) Subject to procedures established by the customer, the Telephone Company will answer end user questions about charges billed for customer services, apply credits and adjustments to end user accounts and review customer messages removed from an end user's bill.
- (4) Treatment of accounts is also provided as a part of this rate element. Treatment of accounts is the forwarding of notices to the end user of delinquent or unpaid end user accounts, posting of credits and adjustments. Rates for Bill Processing Service are set forth in 12.2.4(F).

(C) Special Billing Service

When Bill Processing Service is provided where the bill cannot be included with the monthly bill for local service, a charge for Special Billing Service also applies. This situation

ACCESS SERVICE

8. Billing and Collection Services (Cont'd)

8.2 Billing Service (Cont'd)

8.2.1 General Description (Cont'd)

(C) Special Billing Service (Cont'd)

occurs when credit card charges are not associated with an end user common line or when the billing is performed for a dedicated facility such as a Special Access Service or a WATS Access Line. Rates for Special Billing Service are set forth in 12.2.4(G).

(D) Data Transmission

Data Transmission charges apply for each message received or transmitted from or to another exchange telephone company for the purpose of billing the end user. Rates for Data Transmission are set forth in 12.2.4(H).

(E) Provision of Sample Message Data

Provision of Sample Message Data, when requested by the customer, will be provided at the rate described for each message provided. This rate element is utilized in the provision of CMDS data if requested. If, at the request of the customer, the sample information is provided on magnetic tape, the charge for each magnetic tape utilized will apply. Rates for Provision of Sample Message Data are set forth in 12.2.4(I).

(F) Program Development

Program Development charges will apply when changes requested by the customer must be made in the rating program of the Telephone Company in order to provide Rating Service. If requested, the company will estimate the charges for making the required changes prior to accepting an order from the customer authorizing the changes. The time incurred in preparing the estimate will be billed to the customer at the established hourly rate. Rates for Program Development are set forth in 12.2.4(J).

ACCESS SERVICE

8. Billing and Collection Services (Cont'd)

8.2 Billing Service (Cont'd)

8.2.1 General Description (Cont'd)

(G) Message-Billed Service

The Message-Billed Service charge per bill rendered applies each month that one or more messages or related rate elements are billed to an end user. When both interstate and state customer messages are billed by the Telephone Company to the end user on the same bill, the Message Billed Service charge times 0.5 applies each month. When more than one copy of the end user bill is provided to the end user, the Message-Billed Service charge applies for each additional copy of the end user bill provided. Rates for Message-Billed Service are set forth in 12.2.4(K).

8.2.2 Undertaking of the Telephone Company

(A) General

The minimum territory for which the Telephone Company will provide Billing Service is each individual exchange area in its operating territory.

(B) Rating Service

- (1) When Rating Service is ordered by a customer, the Telephone Company will process all of the customer messages it possesses.
- (2) The Telephone Company will provide Rating Service only for customer sent paid messages originating within the operating territory of the Telephone Company or received collect messages which must be processed prior to billing. The customer messages which the Telephone Company will process may be customer messages from Recording Service as set forth in 8.1 preceding or, other customer messages which are chargeable in accordance with the rate schedule furnished by the customer.

ACCESS SERVICE

8. Billing and Collection Services (Cont'd)

8.2 Billing Service (Cont'd)

8.2.2 Undertaking of the Telephone Company (Cont'd)

(B) Rating Service (Cont'd)

- (3) A record of customer call detail is required to provide Rating Service. When a customer subscribes to Recording Service and Assembling and Editing, recorded details may be used as the input. When the customer provides the call details, the records must be in the standard format established by the Telephone Company and delivered to the location specified by the Telephone Company. The charges for Data Transmission will apply if the customer data-transmits its call details to the Telephone Company. If the customer provided records must be converted by the Telephone Company to the standard format, and the Telephone Company agrees to make the conversion, the Program Development charges apply for the hours required to design, develop, test and maintain the necessary programs. When the customer provided records must be converted, the Assembling and Editing charge, described in Section 8.1, applies in addition to all other charges. The Telephone Company will provide to the customer the precise details of the required standard format. If, in the course of Telephone Company business, it is necessary to change the standard format, the Telephone Company will notify the customer six months prior to the change. If, due to customer error, customer provided call details must be reprocessed, all appropriate charges will apply.
- (4) The Telephone Company will develop the customer's schedule of rates into a rating program. Program Development charges apply for the hours required to design, develop, test and maintain the necessary programs.

ACCESS SERVICE

8. Billing and Collection Services (Cont'd)

8.2 Billing Service (Cont'd)

8.2.2 Undertaking of the Telephone Company (Cont'd)

(B) Rating Service (Cont'd)

- (5) Upon acceptance by the Telephone Company of an order for Rating Service, the Telephone Company will determine the period of time to implement such service on an individual order basis.
- (6) Changes to the Telephone Company billing programs necessary to properly apply the customers rates will normally be implemented within 30 days after receipt of an order for service from the customer. If the Telephone Company determines that it will be unable to implement the changes within 30 days, the customer will be notified of the conditions and period of time required. If any message detail must be reprocessed in order to apply the customer's rate changes, the appropriate Rating Service charges will apply.
- (7) Where the Telephone Company has rated customer messages which are to be billed to an end user by another Exchange Telephone Company, the Telephone Company will transmit the data to a location specified by the customer. Applicable Data Transmission charges and, if requested by the customer, magnetic tape charges will apply.
- (8) Where the rates for the customer's services have been implemented under an accounting order pending final approval from a regulatory agency, the Telephone Company will, upon written request from the IC, keep such records as may be required to make any adjustments to the end user accounts as may be ordered by the regulatory agency. The charges for such service will be determined on an individual case basis.

ACCESS SERVICE

8. Billing and Collection Services (Cont'd)

8.2 Billing Service (Cont'd)

8.2.2 Undertaking of the Telephone Company (Cont'd)

(B) Rating Service (Cont'd)

- (9) If the customer requests that the Telephone Company furnish rated message detail rather than ordering Bill Processing Service, the data will be provided in a format similar to that used by the Telephone Company as input to Bill Processing Service unless the customer has also ordered the Provision of Message Detail described in Section 8.1.

Program Development charges apply for the hours required to design, develop, test and maintain the necessary programs to provide this service.

(C) Bill Processing Service

- (1) When Bill Processing Service is ordered by a customer, the Telephone Company will establish and maintain end user accounts and prepare and render bills for all customer messages, and related rate elements it possesses.
- (2) The Telephone Company will not render bills under this tariff for the provision and/or delivery of telegrams, flowers, gifts, wine or other like services that a customer offers to his end users.
- (3) Rated customer messages are required to provide Bill Processing Service. If the customer subscribes to Rating Service, the rated messages may be used as the input.

ACCESS SERVICE

8. Billing and Collection Services (Cont'd)

8.2 Billing Service (Cont'd)

8.2.2 Undertaking of the Telephone Company (Cont'd)

(C) Bill Processing Service (Cont'd)

(3) (Cont'd)

If the customer provides the rated messages, those messages must be in the standard format established by the Telephone Company and delivered to the location specified by the Telephone Company. If the Telephone Company must convert customer provided messages to the standard format, all applicable program development charges will apply.

(4) The Telephone Company will accept customer gift certificates for payment from end users if the customer agrees in writing to redeem all such gift certificates. The format of the gift certificate must be acceptable to the Telephone Company.

(5) Unbillable messages will be handled in accordance with instructions that have been mutually determined by the Telephone Company and the customer.

(6) The Telephone Company will make adjustments to end user balances as authorized by customer-approved procedures or the specific instruction of the customer.

(7) The customer agrees to permit the Telephone Company to determine and collect customer service deposits from all customer's end users in accordance with the Telephone Company's deposit regulations. The customer will notify its end users through its tariffs or other means that the Telephone Company will determine and collect customer service deposits.

ACCESS SERVICE

8. Billing and Collection Services (Cont'd)

8.2 Billing Service (Cont'd)

8.2.3 Liability of the Telephone Company

(A) Rating Service and Bill Processing Service

- (1) If message detail recorded by the Telephone Company or provided by the customer is lost through the negligence of the Telephone Company and cannot be replaced or re-covered, the necessary information will be estimated as set forth in Section 8.1.3(B).
- (2) Errors in end user billing, when identified, will be corrected within sixty days. End user billing will be corrected for a retroactive period not to exceed three years from the date the error is discovered.
- (3) In the absence of willful misconduct, the Telephone Company shall have no liability other than that described in (1) and (2) above.

8.2.4 Obligation of the Customer

(A) Rating Service and Bill Processing Service

- (1) The customer shall be responsible for collecting all balances due from end users that existed prior to ordering Bill Processing Service.
- (2) Rating Service and Bill Processing Service must be ordered for renewable one year periods. Six months, prior to the end of each one year period, the customer must provide written notice if service is to be discontinued at the end of the period. If notification is not received, the Telephone Company will automatically extend the services for another year and notify the customer that service has been extended. The rates which apply will be those in effect during the period when service is provided. These rates will not necessarily be the same as those in effect at the time service was ordered.

ACCESS SERVICE

8. Billing and Collection Service (Cont'd)

8.2 Billing Service (Cont'd)

8.2.4 Obligation of the Customer (Cont'd)

(A) Rating Service and Bill Processing Service (Cont'd)

- (3) When Rating Service is ordered, the customer shall furnish the Telephone Company an estimate of the number of messages to be rated monthly.

When Bill Processing Service is ordered, the customer shall furnish the Telephone Company an estimate of the number of messages for which billing is to be provided each month.

- (4) The customer shall furnish all information necessary for the Telephone Company to provide the Bill Processing Service including a statement which identifies all taxes which should be applied to the customer's services.
- (5) The customer shall furnish a written schedule of its rates and charges in sufficient time to allow the Telephone Company to establish a rating program. The interval required to establish a rating program must be mutually agreeable to the Telephone Company and the customer.
- (6) When the customer orders Bill Processing Service, the Telephone Company will be provided written instructions for the handling of end user questions about bills.

Credit adjustments to end user accounts will be made subject to the written procedures provided by the customer or specific instructions of the customer which identify the date and amount of the message to be credited.

ACCESS SERVICE

8. Billing and Collection Service (Cont'd)

8.2 Billing Service (Cont'd)

8.2.5 Payment Arrangements and Audit Provisions

(A) Audit Provisions

Audit provisions apply as specified in Section 8.1.5(A) preceding.

(B) Minimum Period

The minimum period for which Billing Service is provided and for which charges apply is one year. If service is terminated prior to the completion of the one year period, the Telephone Company will estimate the minimum charge for each rate element by determining the average usage per day for the period service was provided and multiplying the amount by the number of days remaining in the minimum period.

If the rates for billing service are increased during the period for which service is ordered, the customer may, upon 30 days written notice to the Telephone Company, cancel service effective on the day billing service rates change without incurring cancellation charges. If timely notice of cancellation is not received, the existing minimum period will not be effected by the rate change.

(C) Cancellation of an Order for Service

A customer may cancel an order for Billing Service on any date prior to the service date. If verbal notice of the cancellation is given, the verbal notice must be followed by written confirmation within ten (10) days. The service date for Billing Service is the date the customer requests that the service start. A charge equal to all program development costs and any nonrecoverable capital costs incurred by the Telephone Company will apply to the customer.

ACCESS SERVICE

8. Billing and Collection Service (Cont'd)

8.2 Billing Service (Cont'd)

8.2.5 Payment Arrangements and Audit Provisions (Cont'd)

(D) Changes to Special Orders

When a customer requests changes to a pending order for Billing Service, and the change can be accommodated by the Telephone Company, the requested change will be made. A charge equal to any costs incurred by the Telephone Company because of the change will apply.

8.2.6 Rate Regulations

(A) When message detail is entered on a data file or magnetic tape to be provided to a customer, the per tape charge applies for each data file or tape prepared and the per record charge applies for each record processed. Each message is considered a record.

(B) The basic per hour rate and the premium per hour rate for program development is for the use of one hour of one programmer's time. Premium rates apply when program development is performed outside normally scheduled working hours.

The Telephone Company will keep a count of the hours and fractional hours used to provide program development. The hours for each service ordered will be summed and then rounded to the nearest hour with a minimum charge of one hour. The customer will be billed in accordance with these records.

(C) The rates charged for the services provided under this tariff will be those in effect at the time service is provided.

ACCESS SERVICE

9. **Additional Engineering, Additional Labor and Miscellaneous Services**

In this section, normally scheduled working hours are an employee's scheduled work period on any given business day which totals eight (8) hours.

9.1 **Additional Engineering**

Additional Engineering will be provided by the Telephone Company at the request of the customer when:

- (A) A customer requests additional technical information after the Telephone Company has already provided the technical information normally included on the Design Layout Report (DLR) as set forth in Sections 6.5.7 and 7.1.2 preceding.
- (B) Additional engineering time is incurred by the Telephone Company to engineer a customer's request for a customized service as set forth in 7.2 preceding.

The Telephone Company will notify the customer that additional engineering charges will apply before any additional engineering is undertaken.

9.1.1 **Charges for Additional Engineering**

The charges for additional Engineering are as shown in Section 12.2.5(A).

9.2 **Additional Labor**

Additional labor is that labor requested by the customer on a given service and agreed to by the Telephone Company. The Telephone Company will notify the customer that additional labor charges will apply before any additional labor is undertaken. Additional labor charges apply to the services described in Sections 9.2.1 through 9.2.6.

9.2.1 **Overtime Installation**

Overtime installation is that Telephone Company installation effort outside of normally scheduled working hours.

ACCESS SERVICE

9. **Additional Engineering, Additional Labor and Miscellaneous Services** (Cont'd)

9.2 **Additional Labor** (Cont'd)

9.2.2 **Overtime Repair**

Overtime repair is that Telephone Company maintenance effort performed outside of normally scheduled working hours.

9.2.3 **Stand by**

Stand by includes all time in excess of one-half (1/2) hour during which Telephone Company personnel stand by to make installation acceptance tests or cooperative tests with a customer.

9.2.4 **Testing and Maintenance with Other Telephone Companies**

Additional labor charges apply for additional testing, maintenance or repair of facilities which connect to facilities of other telephone companies. This is in addition to the normal effort required to test, maintain or repair facilities provided solely by the Telephone Company.

9.2.5 **Testing Services**

Testing Services other than those described in other parts of this tariff will be provided at the hourly rates described if requested by the customer. Testing will be provided subject to the availability of equipment and qualified personnel.

9.2.6 **Other Labor**

Other labor is that additional labor incurred to accommodate a specific customer request that involves labor which is not covered by any other section of this tariff. It also covers additional labor necessary to meet customer requests as described in Section 5.

ACCESS SERVICE

9. Additional Engineering, Additional Labor and Miscellaneous Services (Cont'd)

9.2 Additional Labor (Cont'd)

9.2.7 Charges for Additional Labor

The charges for additional labor are shown in Section 12.2.5(B).

9.3 Miscellaneous Services

9.3.1 Maintenance of Service

(A) When a customer reports a trouble to the Telephone Company for clearance and the trouble is not in the Telephone Company's facilities, the customer shall be responsible for payment of a Maintenance of Service charge for the period of time from when Telephone Company personnel are dispatched to the customer's premises to when the work is completed.

(B) The charges for Maintenance of Service are shown in Section 12.2.5(C).

9.3.2 Programming Services

(A) Programming charges apply when a request by a customer for information concerning the access services provided to the customer result in the creation of new computer software or the modification of existing software in order to provide the requested information.

The Telephone Company will notify the customer that additional programming charges will apply before any additional programming is undertaken.

(B) The charges for Programming Service are shown in Section 12.2.5(D).

ACCESS SERVICE

9. **Additional Engineering, Additional Labor and Miscellaneous Services** (Cont'd)

9.3 Miscellaneous Services (Cont'd)

9.3.3 Presubscription

9.3.3.1 InterMSA Presubscription

(C)

Pursuant to the Federal Communications Commission's Memorandum Opinion and Order, CC Docket No. 83-1145, Phase I, adopted May 31, 1985, and released June 12, 1985, the Allocation Plan, outlined in Appendix B of this Order, will be available for inspection in the Public Reference Room of the Tariff Division at the Federal Communications Commission's Washington D.C. location or may be obtained from the Commission's commercial contractor.

- (A) Presubscription is the process by which end user customers may select and designate to the Telephone Company an IC to access, without an access code, for interLATA, intrastate calls. This IC is referred to as the end user's predesignated IC.
- (B) On the effective date of this tariff, all existing end users have access to intrastate MTS/WATS. The Telephone Company will notify end users in their particular area no later than 85 days prior to conversion to Feature Group D in a serving end office, except as noted in Section 9.4 following. The notification will include the names of all ICs wishing to participate in the presubscription process. This notification will be sent via U.S. Mail to each end user of record served by the end office to be converted.
- (C) End users may select one of the following options at no charge:

- indicate a primary IC for all of its lines
- indicate a different IC for each of its lines

Only one IC may be selected for all of its lines, or lines terminating in the same hunt group.

ACCESS SERVICE

9. **Additional Engineering, Additional Labor and Miscellaneous Services** (Cont'd)

9.3 Miscellaneous Services (Cont'd)

9.3.3 Presubscription (Cont'd)

9.3.3.1 InterMSA Presubscription (Cont'd)

(C)

(C) (Cont'd)

End users may designate that they do not want to presubscribe to any IC. The end user must arrange this designation by directly notifying the Telephone Company's business office. This choice will require the end user to dial an access code (10XXX) for all intrastate intraLATA calls.

After the end user's initial selection of a predesignated IC or the designation that they do not want to presubscribe to any IC, for any change in selection after conversion to equal access in the serving end office, a nonrecurring charge, as set forth in Section 12.2.5(E), following, applies.

(D) Except as noted in Section 9.4, following, end users not responding to the initial notification will be sent a second notification for the selection of a predesignated IC no earlier than 40 days prior to or no later than 90 days after the conversion to equal access in a serving end office. This second notification will indicate the primary IC that has been assigned to them if they fail to respond to the second notification.

After the allocation process has been completed, end users assigned to an IC via the allocation process may change their IC one time within six months after conversion to equal access in the serving end office at no charge except as noted in Section 9.3.4, following.

Following the six month period after conversion to equal access for any change in selection, a nonrecurring charge as set forth in Section 12.2.5(E), following applies, except as noted in Section 9.3.4, following.

ACCESS SERVICE

9. **Additional Engineering, Additional Labor and Miscellaneous Services** (Cont'd)

9.3 Miscellaneous Services (Cont'd)

9.3.3 Presubscription (Cont'd)

9.3.3.1 InterMSA Presubscription (Cont'd)

(C)

- (E) When an end user indicates more than one IC selection on the return notification or returns an illegible return notification, the Telephone Company will contact the end user for clarification. If the end user indicates an IC selection on the return notification that does not match with information provided by an IC and both notifications indicate the same authorization date, the end user's notification takes precedence and the Telephone Company will process the end user's selection. In the event that two or more ICs provide to the Telephone Company notifications with the same authorization date and neither notification has been processed, the Telephone Company will contact the end user for clarification. A list of these customers in conflict must be sent to the affected IC by the Telephone Company.

In the event that two or more ICs have provided to the Telephone Company notifications with the same authorization date(s), and one IC notification has already been processed by the Telephone Company, those IC notifications not yet processed would be returned to the ICs.

- (F) New end users who are served by end offices equipped with Feature Group D will be asked to presubscribe to an IC at the time they place an order with the Telephone Company for Telephone Exchange Service. They may select either of the following options. There will be no charge for this initial selection.

- designate a primary IC for all of its lines
- designate a different IC for each of its lines

ACCESS SERVICE

9. Additional Engineering, Additional Labor and Miscellaneous Services (Cont'd)

9.3 Miscellaneous Services (Cont'd)

9.3.3 Presubscription (Cont'd)

9.3.3.1 InterMSA Presubscription (Cont'd)

(C)

(F) (Cont'd)

Only one IC may be selected for each individual line, or lines terminating in the same hunt group. Subsequent to the installation of Telephone Exchange Service and after the end user's initial selection of a predesignated IC, for any change in selection, a nonrecurring charge, as set forth in Section 12.2.5(E) following applies.

- (G) If the new end user fails to designate an IC as its predesignated IC prior to the date of installation of Telephone Exchange Service, the Telephone Company will (1) allocate the end user to an IC based upon current IC presubscription ratios, (2) require the end user to dial an access code (10XXX) for all intrastate interLATA calls, or (3) block the end user from intrastate interLATA calling. The end user will be notified which option will be applied if they fail to presubscribe to an IC. An allocated or blocked end user may designate another, or initial, IC as its predesignated IC one time at no charge, if it is requested within six months after the installation of Telephone Exchange Service.

For any change in selection after 6 months from the installation of Telephone Exchange Service, a nonrecurring charge, as set forth in Section 12.2.5(E) following applies.

- (H) If an IC elects to discontinue its Feature Group D Service offering prior to or within 2 years of the conversion, the IC will notify the Telephone Company of the cancellation. The IC will also notify all end users which selected them that they are cancelling their service and that they should contact the Telephone Company to select a new primary IC.

ACCESS SERVICE

9. **Additional Engineering, Additional Labor and Miscellaneous Services** (Cont'd)

9.3 Miscellaneous Services (Cont'd)

9.3.3 Presubscription (Cont'd)

9.3.3.1 InterMSA Presubscription (Cont'd)

(C)

(H) (Cont'd)

The IC will also inform the end user that it will pay the presubscription change charge. The cancelling IC will then be billed by the Telephone Company the appropriate charge for each end user for a period of two years from the discontinuance of Feature Group D service.

- (I) The presubscription charge is billed to the end user who is the subscriber to the Telephone Exchange Service. In the event an end user is incorrectly presubscribed due to misassignment on the part of the Telephone Company, no charge shall apply. In the event an end user is incorrectly presubscribed due to misassignment on the part of the IC, and the IC is unable to document such an assignment, the Telephone Company will apply the charge to the IC responsible for the misassignment of the end user and assign the end user to an IC of the end user's choice.

(N)

ACCESS SERVICE

9. Additional Engineering, Additional Labor and Miscellaneous Services (Cont'd)

9.3 Miscellaneous Services (Cont'd)

9.3.3 Presubscription (Cont'd)

9.3.3.2 IntraMSA Presubscription

(A) General

IntraMSA Presubscription is a procedure whereby an end user designates to the Telephone Company the carrier which the end user wishes to be the carrier of choice for calls subject to IntraMSA Presubscription. Calls subject to the initial intraMSA presubscription process are those intraMSA switched calls originating in the Telephone Company's exchanges, and handled by the carrier that had been carrying the intraMSA calls immediately prior to the implementation of the intraMSA presubscription. Such calls are automatically directed to the carrier that the end user designates without any specific codes or numbers being dialed or pulsed by the end user.

(B) Calls Not Subject to IntraMSA Presubscription

Calls shall not be subject to IntraMSA Presubscription if they originate and terminate within the geographic area within which the Telephone Company provides calling, through one or more of the following: flat rate service, residence untime calling and usage measured service bands that extend up to 15 miles from the exchange wire center, and/or flat rate or measured Extended Area Service, as defined in the Telephone Company's tariffs. Zero plus (0+) calls that originate and terminate within the geographic area described above are not subject to IntraMSA Presubscription.

(N)

ACCESS SERVICE

9. Additional Engineering, Additional Labor and Miscellaneous Services (Cont'd)

9.3 Miscellaneous Services (Cont'd)

9.3.3 Presubscription (Cont'd)

9.3.3.2 IntraMSA Presubscription (Cont'd)

(B) Calls Not Subject to IntraMSA Presubscription (Cont'd)

The following calls are not subject to IntraMSA Presubscription: Local directory assistance (e.g. 411), local repair (e.g. 611), emergency (911), zero minus (0-) operator service, and local pay-per-call (e.g. 976) calls.

All intraMSA switched calls not subject to IntraMSA Presubscription and dialed without the use of access codes shall be carried by the Telephone Company.

Calls using the 500, 700, 800, or 900 service access codes will not be subject to IntraMSA Presubscription. These calls will continue to be handled in the manner in which they were handled at the effective date of the Commission order that included the final Illinois Part 773 rules dealing with intraMSA presubscription.

(C) End User IntraMSA Presubscription Options

The end user may select, for all intraMSA calls subject to presubscription, a carrier that is different than the carrier the end user has chosen for all interMSA calls.

(N)

ACCESS SERVICE

9. Additional Engineering, Additional Labor and Miscellaneous Services (Cont'd)

9.3 Miscellaneous Services (Cont'd)

9.3.3 Presubscription (Cont'd)

9.3.3.2 IntraMSA Presubscription (Cont'd)

(C) End User IntraMSA Presubscription Options (Cont'd)

The end user may select, for intraMSA calls subject to presubscription, a carrier that is the same as the carrier the end user has chosen for interMSA calls.

The end user may choose not to select a carrier for intraMSA calls. In those instances, the carrier for intraMSA calls will continue to be the carrier that had been carrying the intraMSA traffic immediately prior to the implementation of intraMSA presubscription.

(D) IntraMSA Presubscription Charges

There will be no charge for an end user's initial carrier selection made within six months of the implementation of IntraMSA Presubscription within a Telephone Company end office.

After the end user's initial carrier selection as described above, for any change thereafter, a presubscription charge as set forth in Section 12.2.5(E) will apply.

If the end user's initial carrier selection is not to choose a carrier, this will be considered a valid choice. Therefore, any change effected subsequent to the six month initial selection period described above will be subject to a presubscription charge as set forth in Section 12.2.5(E).

ACCESS SERVICE

9. Additional Engineering, Additional Labor and Miscellaneous Services (Cont'd)

9.3 Miscellaneous Services (Cont'd)

9.3.4 Presubscription Exceptions

When Centralized Equal Access is provided in cooperation with Iowa Network Access Division the following presubscription exceptions apply:

- The initial Telephone Company notification to end users of the availability of equal access in their particular area will be provided between one and ten months prior to the conversion of the serving end office to Feature Group D.
- The second notification for the selection of a predesignated IC may be as early as eight months prior to the conversion to equal access in a serving end office. Additionally, for those end offices converting to equal access more than 30 days after the effective date of this tariff provision, all end users will be notified by the Telephone Company of the actual conversion date to equal access between one and three weeks prior to such conversion. This notification will also show the end user's selected or assigned IC.
- End users may change their selected or assigned IC one time within twelve months after conversion to equal access in the serving end office at no charge. If more than one selection is made, a charge set forth in Section 12.2.5(E) will be applicable.

9.3.5 Blocking Services

Central office blocking service is offered only where technically feasible.

- (A) Reserved for Future Use

ACCESS SERVICE

9. Additional Engineering, Additional Labor and Miscellaneous Services (Cont'd)

9.3 Miscellaneous Services (Cont'd)

9.3.5 Blocking Services (Cont'd)

(B) 900 Blocking Service

900 Service Access Restriction prevents access to the 900 network. When customers dial a 0+ or 1+ 900 pay-per-call number from a restricted telephone number, the 900 call is blocked.

Charges associated with 900 Service Access Restriction will be waived, on a one-time basis, to customers during the period from November 1, 1993 through December 31, 1993; and for customers who request a new line for a period of 60 days after the new line is installed.

Requests by customers to remove 900 Service Access Restriction must be submitted in writing to the Telephone Company.

ACCESS SERVICE

9. **Additional Engineering, Additional Labor and Miscellaneous Services** (Cont'd)

9.3 **Miscellaneous Services** (Cont'd)

9.3.6 **Bill Name and Address Information**

Interexchange carriers, enhanced service providers, and independent service providers may request Billing Name and Address (BNA) information of the Telephone Company or the Telephone Company's contracted billing agent for a specifically stated Billed Telephone Number (BTN). This information is to be used for billing purposes, order entry, customer service, fraud prevention, and identification of end users who have moved from one location to another. Under no circumstances should this information be used for marketing purposes.

The Telephone Company will provide this information on a per-request basis, using rates specified in Section 12.2.2(G). Information will be provided for all BTNs except those that are un-published or un-listed and are assigned to subscribers who have provided the Telephone Company with written instructions forbidding the release of BNA for their assigned numbers. For all other subscribers, BNA will be released for third number billed, collect calls, 10XXX calls, and calling card calls.

Requests for BNA must be submitted in writing. BTNs must be listed in ascending numeric order. The request must be accompanied by: 1) carrier identification code, 2) specific BTNs for which BNA is requested, and 3) contact name and number for verification.

BNA will be provided in written form within a 2 week interval from receipt of the request.

ACCESS SERVICE

10. **Special Construction**

10.1 **General**

This section addresses special construction of Telephone Company facilities which are used to provide services offered under this tariff.

When special construction is required as described in Section 10.2 following, the provisions of this section apply in addition to regulations, rates, and charges set forth in other sections of this tariff.

Regulations and rates will be added to this tariff for each specific application of Special Construction. The customer will provide written authorization to the Telephone Company prior to the commencement of any Special Construction.

10.2 **Conditions Requiring Special Construction**

Special construction is required when suitable facilities are not available to meet a customer's order for service and one or more of the following conditions exist:

- The Telephone Company has no other requirement for the facilities constructed at the customer's request;
- The customer requests that service be furnished using a type of facility, or via a route, other than that which the Telephone Company would otherwise utilize in furnishing the requested service;
- The customer requests the construction of more facilities than are required to satisfy its order for service;
- The customer requests construction be expedited resulting in added cost to the Telephone Company; and/or
- The customer requests that temporary facilities be constructed until permanent facilities are available.

ACCESS SERVICE

11. Interface Groups, Transmission Specifications and Channel Interfaces

11.1 Local Transport Interface Groups

Ten Interface Groups are provided for terminating the Local Transport Entrance Facility at the customer's designated premises. Each Interface Group provides a specified premises interface (e.g., two-wire, four-wire, DS1, etc.). Where transmission facilities permit, and at the option of the customer, the Entrance Facility may be provided with optional features as set forth in Section 11.1.1 following.

As a result of the customer's access order and the type of Telephone Company transport facilities serving the customer designated premises, the need for signaling conversions or two-wire to four-wire conversions, or the need to terminate digital or high frequency facilities in channel bank equipment may require that Telephone Company equipment be placed at the customer designated premises. For example, if a voice frequency interface is ordered by the customer and the Telephone Company facilities serving the customer designated premises are digital, then Telephone Company channel bank equipment must be placed at the customer designated premises in order to provide the voice frequency interface ordered by the customer.

Interface Group 1 is provided with Type C Transmission Specifications, and Interface Groups 2 through 10 are provided with Type A or B Transmission Specifications, depending on the Feature Group and whether the Access Service is routed directly or through an access tandem. All Interface Groups are provided with Data Transmission Parameters.

Only certain premise's interfaces are available at the customer designated premises. The premises interfaces associated with the Interface Groups may vary among Feature Groups. The various premises interfaces which are available with the Interface Groups, and the Feature Groups with which they may be used, are set forth in Section 11.1.1 following.

11.1.1 Interface Group 1

Interface Group 1, except as set forth in the following, provides two-wire voice frequency transmission at the point of termination at the customer's premises. The interface is capable of transmission of voice and associated telephone signals within the frequency bandwidth of approximately 300 to 3000 Hz.

ACCESS SERVICE

11. **Interface Groups, Transmission Specifications and Channel Interfaces** (Cont'd)

11.1 Local Transport Interface Groups (Cont'd)

11.1.1 Interface Group 1 (Cont'd)

Interface Group 1 is not provided in association with FGC and FGD when the first point of switching is an access tandem. In addition, Interface Group 1 is not provided in association with FGB, FGC or FGD when the first point of switching provides only four-wire terminations.

The transmission path between the point of termination at the customer designated premises and the first point of switching may be comprised of any form or configuration of plant capable of and typically used in the telecommunications industry for the transmission of voice and associated telephone signals within the frequency bandwidth of 300 to 3000 Hz.

ACCESS SERVICE

11. **Interface Groups, Transmission Specifications and Channel Interfaces** (Cont'd)

11.1 Local Transport Interface Groups (Cont'd)

11.1.1 Interface Group 1 (Cont'd)

The interface is provided with loop supervisory signaling. When the interface is associated with FGA, such signaling will be loop start or ground start signaling. When the interface is associated with FGB, FGC, or FGD such signaling, except for two-way calling which is E&M signaling, will be reverse battery signaling.

11.1.2 Interface Group 2

Interface Group 2 provides four-wire voice frequency transmission at the point of termination at the customer designated premises. The interface is capable of transmission of voice and associated telephone signals within the frequency bandwidth of approximately 300 to 3000 Hz.

The transmission path between the point of termination at the customer designated premises and the customer's serving wire center may be comprised of any form or configuration of plant capable of and typically used in the telecommunications industry for the transmission of voice and associated telephone signals within the frequency bandwidth of approximately 300 to 3000 Hz.

The interface is provided with loop supervisory signaling. When the interface is associated with FGB, FGC or FGD such signaling, except for two-way calling which is E&M signaling, will be reverse battery signaling.

11.1.3 Interface Group 3

Interface Group 3 provides group level analog transmission at the point of termination at the customer designated premises. The interface is capable of transmitting electrical signals between the

ACCESS SERVICE

11. **Interface Groups, Transmission Specifications and Channel Interfaces** (Cont'd)

11.1 Local Transport Interface Group (Cont'd)

11.1.3 Interface Group 3 (Cont'd)

frequencies of 60 to 108 kHz, with the capability to channelize up to 12 voice frequency transmission paths. Certain frequencies within the bandwidth of the Interface Group are reserved for Telephone Company use, e.g., pilot and carrier group alarm tones. Before the first point of switching, the Telephone Company will provide multiplex equipment to derive 12 transmission paths of frequency bandwidth approximately 300 to 3000 Hz.

The interface is provided with individual transmission path SF supervisory signaling.

11.1.4 Interface Group 4

Interface Group 4 provides supergroup level analog transmission at the point of termination at the customer designated premises. The interface is capable of transmitting electrical signals between the frequencies of 312 to 552 kHz, with the capability to channelize up to 60 voice frequency transmission paths. Certain frequencies within the bandwidth of the Interface Group are reserved for Telephone Company use, e.g., pilot and carrier group alarm tones. Before the first point of switching, the Telephone Company will provide multiplex and channel bank equipment to derive 60 transmission paths of frequency bandwidth of approximately 300 to 3000 Hz.

The interface is provided with individual transmission path SF supervisory signaling.

11.1.5 Interface Group 5

Interface Group 5 provides mastergroup level analog transmission at the point of termination at the customer designated premises.

ACCESS SERVICE

11. **Interface Groups, Transmission Specifications and Channel Interfaces** (Cont'd)

11.1 **Local Transport Interface Groups** (Cont'd)

11.1.5 **Interface Group 5** (Cont'd)

The interface is capable of transmitting electrical signals between the frequencies of 564 to 3084 kHz, with the capability to channelize up to 600 voice frequency transmission paths. Certain frequencies within the bandwidth of the Interface Group are reserved for Telephone Company use, e.g., pilot and carrier group alarm tones. Before the first point of switching, the Telephone Company will provide multiplex and channel bank equipment to derive 600 transmission paths of frequency bandwidth of approximately 300 to 3000 Hz.

The interface is provided with individual transmission path SF supervisory signaling.

11.1.6 **Interface Group 6**

Interface Group 6 provides DS1 level digital transmission at the point of termination at the customer designated premises. The interface is capable of transmitting electrical signals at a nominal 1.544 Mbps, with the capability to channelize up to 24 voice frequency transmission paths. Before the first point of switching, when analog switching utilizing analog terminations is provided, the Telephone Company will provide multiplex and channel bank equipment to derive 24 transmission paths of a frequency bandwidth of approximately 300 to 3000 Hz. When digital switching or analog switching with digital carrier terminations is provided, the Telephone Company will provide a DS1 signal in D3/D4 format.

The interface is provided with individual transmission path bit stream supervisory signaling.

ACCESS SERVICE

11. **Interface Groups, Transmission Specifications and Channel Interfaces** (Cont'd)

11.1 **Local Transport Interface Groups** (Cont'd)

11.1.7 **Interface Group 7**

Interface Group 7 provides DS1C level digital transmission at the point of termination at the customer designated premises. The interface is capable of transmitting electrical signals at a nominal 3.152 Mbps, with the capability to channelize up to 48 voice frequency transmission paths. Before the first point of switching, when analog switching utilizing analog terminations is provided, the Telephone Company will provide multiplex and channel bank equipment to derive up to 48 voice frequency transmission paths of a frequency bandwidth of approximately 300 to 3000 Hz. When digital switching or analog switching with digital carrier terminations is provided, the Telephone Company will provide, DS1 signals in D3/D4 format.

The interface is provided with individual transmission path bit stream supervisory signaling.

11.1.8 **Interface Group 8**

Interface Group 8 provides DS2 level digital transmission at the point of termination at the customer designated premises. The interface is capable of transmitting electrical signals at a nominal 6.312 Mbps, with the capability to channelize up to 96 voice frequency transmission paths. Before the first point of switching, when analog switching utilizing analog terminations is provided, the Telephone Company will provide multiplex and channel bank equipment in its office to derive up to 96 transmission paths of a frequency bandwidth of approximately 300 to 3000 Hz. When digital switching, or analog switching with digital carrier terminations is provided, the Telephone Company will provide DS1 signals in D3/D4 format.

ACCESS SERVICE

11. **Interface Groups, Transmission Specifications and Channel Interfaces** (Cont'd)

11.1 Local Transport Interface Groups (Cont'd)

11.1.8 Interface Group 8 (Cont'd)

The interface is provided with individual transmission path bit stream supervisory signaling.

11.1.9 Interface Group 9

Interface Group 9 provides DS3 level digital transmission at the point of termination at the customer designated premises. The interface is capable of transmitting electrical signals at a nominal 44.736 Mbps, with the capability to channelize up to 672 voice frequency transmission paths. Before the first point of switching, when analog switching utilizing analog terminations is provided, the Telephone Company will provide multiplex and channel bank equipment to derive up to 672 transmission paths of a frequency bandwidth of approximately 300 to 3000 Hz. When digital switching, or analog switching with digital carrier terminations is provided, the Telephone Company will provide, DS1 signals in D3/D4 format.

The interface is provided with individual transmission path bit stream supervisory signaling.

11.1.10 Interface Group 10

Interface Group 10 provides DS4 level digital transmission at the point of termination at the customer designated premises. The interface is capable of transmitting electrical signals at a nominal 274.176 Mbps, with the capability to channelize up to 4032 voice frequency transmission paths. Before the first point of switching, when analog switching utilizing analog

ACCESS SERVICE

11. **Interface Groups, Transmission Specifications and Channel Interfaces** (Cont'd)

11.1 **Local Transport Interface Groups** (Cont'd)

11.1.10 **Interface Group 10** (Cont'd)

terminations is provided, the Telephone Company will provide multiplex and channel bank equipment to derive up to 4032 transmission paths of a frequency bandwidth of approximately 300 to 3000 Hz. When digital switching or analog switching with digital carrier terminations is provided, the Telephone Company will provide, DS1 signals in D3/D4 format. The interface is provided with individual transmission path bit stream supervisory signaling.

ACCESS SERVICE

11. Interface Groups, Transmission Specifications and Channel Interfaces (Cont'd)

11.1 Local Transport Interface Groups (Cont'd)

11.1.11 Available Premises Interface Codes

Following is a matrix showing, for each Interface Group, which premises interface codes are available as a function of the Telephone Company switch supervisory signaling and Feature Group. For explanations of these codes, see the Glossary of Channel Interface Codes in Section 11.3 following.

| <u>Interface Group</u> | <u>Telephone Company Switch Supervisory Signaling</u> | <u>Premises Interface Code</u> | <u>Feature Group</u> | | | |
|------------------------|---|--------------------------------|----------------------|----------|----------|----------|
| | | | <u>A</u> | <u>B</u> | <u>C</u> | <u>D</u> |
| 1 | LO | 2LS2 | X | | | |
| | LO | 2LS3 | X | | | |
| | GO | 2GS2 | X | | | |
| | GO | 2GS3 | X | | | |
| | LO, GO | 2DX3 | X | | | |
| | LO, GO | 4EA3-E | X | | | |
| | LO, GO | 4EA3-M | X | | | |
| | LO, GO | 6EB3-E | X | | | |
| | LO, GO | 6EB3-M | X | | | |
| | RV, EA, EB, EC | 2DX3 | | X | X | X |
| | RV, EA, EB, EC | 4EA3-E | | X | X | X |
| | RV, EA, EB, EC | 4EA3-M | | X | X | X |
| | RV, EA, EB, EC | 6EB3-E | | X | X | X |
| | RV, EA, EB, EC | 6EB3-M | | X | X | X |
| | EA, EB, EC | 6EC3 | | | X | X |
| | RV | 2RV3-0 | | X | X | X |
| | RV | 2RV3-T | | X | X | X |

ACCESS SERVICE

11. Interface Groups, Transmission Specifications and Channel Interfaces (Cont'd)

11.1 Local Transport Interface Groups (Cont'd)

11.1.11 Available Premises Interface Codes (Cont'd)

| Interface Group | Telephone Company Switch Supervisory Signaling | Premises Interface Code | Feature Group | | | |
|-----------------|---|----------------------------|---------------|---|---|---|
| | | | A | B | C | D |
| 2 | LO, GO | 4SF2 | X | | | |
| | LO, GO | 4SF3 | X | | | |
| | LO | 4LS2 | X | | | |
| | LO | 4LS3 | X | | | |
| | LO | 6LS2 | X | | | |
| | GO | 4GS2 | X | | | |
| | GO | 4GS3 | X | | | |
| | GO | 6GS2 | X | | | |
| | LO, GO | 4DX2 | X | | | |
| | LO, GO | 4DX3 | X | | | |
| | LO, GO | 6EA2-E | X | | | |
| | LO, GO | 6EA2-M | X | | | |
| | LO, GO | 8EB2-E | X | | | |
| | LO, GO | 8EB2-M | X | | | |
| | LO, GO | 6EX2-B | X | | | |
| | RV, EA, EB, EC | 4SF2 | | X | X | X |
| | RV, EA, EB, EC | 4SF3 | | X | | |
| | RV, EA, EB, EC | 4DX2 | | X | X | X |
| | RV, EA, EB, EC | 4DX3 | | X | | |
| | RV, EA, EB, EC | 6DX2 | | | X | |
| | RV, EA, EB, EC | 6EA2-E | | X | X | X |
| | RV, EA, EB, EC | 6EA2-M | | X | X | X |
| | RV, EA, EB, EC | 8EB2-E | | X | X | X |
| | RV, EA, EB, EC | 8EB2-M | | X | X | X |
| | EA, EB, EC | 8EC2-M | | | X | X |
| | RV | 4RV2-O | | X | X | X |
| | RV | 4RV2-T | | X | X | X |
| | RV | 4RV3-O | | X | X | |
| | RV | 4RV3-T | | X | X | |

ACCESS SERVICE

11. Interface Groups, Transmission Specifications and Channel Interfaces (Cont'd)

11.1 Local Transport Interface Groups (Cont'd)

11.1.11 Available Premises Interface Codes (Cont'd)

| <u>Interface Group</u> | <u>Telephone Company Switch Supervisory Signaling</u> | <u>Premises Interface Code</u> | <u>Feature Group</u> | | | |
|------------------------|---|--------------------------------|----------------------|----------|----------|----------|
| | | | <u>A</u> | <u>B</u> | <u>C</u> | <u>D</u> |
| 3 | LO, GO | 4AH5-B | X | | | |
| | RV, EA, EB, EC | 4AH5-B | | X | X | X |
| 4 | LO, GO | 4AH6-C | X | | | |
| | RV, EA, EB, EC | 4AH6-C | | X | X | X |
| 5 | LO, GO | 4AH6-D | X | | | |
| | RV, EA, EB, EC | 4AH6-D | | X | X | X |
| 6 | LO, GO | 4DS9-15 | X | | | |
| | LO, GO | 4DS9-15L | X | | | |
| | RV, EA, EB, EC | 4DS9-15 | | X | X | X |
| | RV, EA, EB, EC | 4DS9-15L | | X | X | X |
| | SS7 | 4DS9-15L | | | X | X |
| 7 | LO, GO | 4DS9-31 | X | | | |
| | RV, EA, EB, EC | 4DS9-31 | | X | X | X |
| | LO, GO | 4DS9-31L | X | | | |
| | RV, EA, EB, EC | 4DS9-31L | | X | X | X |
| | SS7 | 4DS9-31 | | | X | X |

ACCESS SERVICE

11. **Interface Groups, Transmission Specifications and Channel Interfaces** (Cont'd)

11.1 Local Transport Interface Groups (Cont'd)

11.1.11 Available Premises Interface Codes (Cont'd)

| <u>Interface Group</u> | <u>Telephone Company Switch Supervisory Signaling</u> | <u>Premises Interface Code</u> | <u>Feature Group</u> | | | |
|------------------------|---|--------------------------------|----------------------|----------|----------|----------|
| | | | <u>A</u> | <u>B</u> | <u>C</u> | <u>D</u> |
| 8 | LO, GO | 4DS0-63 | X | | | |
| | LO, GO | 4DS0-63L | X | | | |
| | RV, EA, EB, EC | 4DS0-63 | | X | X | X |
| | RV, EA, EB, EC | 4DS0-63L | | X | X | X |
| | SS7 | 4DS0-63 | | | X | X |
| 9 | LO, GO | 4DS6-44 | X | | | |
| | LO, GO | 4DS6-44L | X | | | |
| | RV, EA, EB, EC | 4DS6-44 | | X | X | X |
| | RV, EA, EB, EC | 4DS6-44L | | X | X | X |
| | SS7 | 4DS6-44 | | | X | X |
| 10 | LO, GO | 4DS6-27 | X | | | |
| | LO, GO | 4DS6-27L | X | | | |
| | RV, EA, EB, EC | 4DS6-27 | | X | X | X |
| | RV, EA, EB, EC | 4DS6-27L | | X | X | X |

11.1.12 Supervisory Signaling

- For Interface Groups 1 and 2

DX Supervisory Signaling,
 E&M Type I Supervisory Signaling,
 E&M Type II Supervisory Signaling, or
 E&M Type III Supervisory Signaling

ACCESS SERVICE

11. **Interface Groups, Transmission Specifications and Channel Interfaces** (Cont'd)

11.1 **Local Transport Interface Groups** (Cont'd)

11.1.12 **Supervisory Signaling** (Cont'd)

- For Interface Group 2
SF Supervisory Signaling, or
Tandem Supervisory Signaling

- For Interface Groups 6 through 10

These Interface Groups may be provided with individual transmission path SF supervisory signaling where such signaling is available in Telephone Company central offices. Generally, such signaling is available only where the entry switch provides an analog, i.e., non digital, interface to the transport termination, and is not available in combination with the SS7 Signaling option.

11.2 **Transmission Specifications Switched Access Service**

11.2.1 **Standard Transmission Specifications**

Following are descriptions of the three Standard Transmission Specifications available with Switched Access Service Feature Groups. The specific applications in terms of the Feature Groups and Interface Groups with which the Feature Group Standard Transmission Specifications are provided are set forth in Section 6.5. preceding.

(A) **Type A Transmission Specifications**

Type A Transmission Specifications is provided with the following parameters:

(1) **Loss Deviation**

The maximum Loss Deviation of the 1004 Hz loss relative to the Expected Measured Loss (EML) is \pm 2.0 dB.

ACCESS SERVICE

11. Interface Groups, Transmission Specifications and Channel Interfaces (Cont'd)

11.2 Transmission Specifications Switched Access Service

11.2.1 Standard Transmission Specifications (Cont'd)

(A) Type A Transmission Specifications (Cont'd)

(2) Attenuation Distortion

The maximum Attenuation Distortion in the 404 to 2804 Hz frequency band relative to the loss at 1004 Hz is -1.0 dB to +3.0 dB.

(3) C-Message Noise

The maximum C-Message Noise for the transmission path at the route miles listed is less than or equal to:

| <u>Route Miles</u> | <u>C-Message Noise</u> |
|--------------------|------------------------|
| less than 50 | 32 dBrnCO |
| 51 to 100 | 34 dBrnCO |
| 101 to 200 | 37 dBrnCO |
| 201 to 400 | 40 dBrnCO |
| 401 to 1000 | 42 dBrnCO |

(4) C-Notch Noise

The maximum C-Notch Noise, utilizing a -16 dBmO holding tone, is less than or equal to 45 dBrnCO.

ACCESS SERVICE

11. Interface Groups, Transmission Specifications and Channel Interfaces (Cont'd)

11.2 Transmission Specifications Switched Access Service (Cont'd)

11.2.1 Standard Transmission Specifications (Cont'd)

(A) Type A Transmission Specifications (Cont'd)

(5) Echo Control

Echo Control, identified as Equal Level Echo Path Loss, and expressed as Echo Return Loss and Singing Return Loss, is dependent on the routing, i.e., whether the service is routed directly from the customer's point of termination (POT) to the end office or via an access tandem. It is equal to or greater than the following:

| | <u>Echo Return Loss</u> | <u>Singing Return Loss</u> |
|----------------------|-------------------------|----------------------------|
| POT to Access Tandem | 21 dB | 14 dB |
| POT to End Office | | |
| - Direct | N/A | N/A |
| - Via Access Tandem | 16 dB | 11 dB |

ACCESS SERVICE

11. **Interface Groups, Transmission Specifications and Channel Interfaces** (Cont'd)

11.2 **Transmission Specifications Switched Access Service** (Cont'd)

11.2.1 **Standard Transmission Specifications** (Cont'd)

(A) **Type A Transmission Specifications** (Cont'd)

(6) **Standard Return Loss**

Standard Return Loss expressed as Echo Return Loss and Singing Return Loss on two-wire ports of a four-wire point of termination shall be equal to or greater than:

| <u>Echo Return Loss</u> | <u>Singing Return Loss</u> |
|-------------------------|----------------------------|
| 5 dB | 2.5 dB |

(B) **Type B Transmission Specifications**

Type B Transmission Specifications are provided with the following parameters:

(1) **Loss Deviation**

The maximum Loss Deviation of the 1004 Hz loss relative to the Expected Measured Loss (EML) is plus or minus 2.5 dB.

(2) **Attenuation Distortion**

The maximum Attenuation Distortion in the 404 to 2804 Hz frequency band relative to loss at 1004 Hz is -2.0 dB to +4.0 dB.

(3) **C-Message Noise**

The maximum C-Message Noise for the transmission path at the route miles listed is less than or equal to:

ACCESS SERVICE

11. Interface Groups, Transmission Specifications and Channel Interfaces (Cont'd)

11.2 Transmission Specifications Switched Access Service (Cont'd)

11.2.1 Standard Transmission Specifications (Cont'd)

(A) Type B Transmission Specifications (Cont'd)

(3) C-Message Noise (Cont'd)

| <u>Route Miles</u> | <u>C-Message Noise*</u> | |
|--------------------|-------------------------|----------------|
| | <u>Type B2</u> | <u>Type B1</u> |
| less than 50 | 35 dBrnCO | 32 dBrnCO |
| 51 to 100 | 37 dBrnCO | 33 dBrnCO |
| 101 to 200 | 40 dBrnCO | 35 dBrnCO |
| 201 to 400 | 43 dBrnCO | 37 dBrnCO |
| 401 to 1000 | 45 dBrnCO | 39 dBrnCO |

(4) C-Notch Noise

The maximum C-Notch Noise, utilizing a -16 dBm0 holding tone is less than or equal to 47 dBrnCO.

(5) Echo Control

Echo Control, identified as Equal Level Echo Path Loss for FGC and FGD and expressed as Echo Return Loss (ERL) and Singing Return Loss (SRL), is dependent on the routing, i.e., whether the service is routed directly from the customer's point of termination (POT) to the end office or via an access tandem. The ERL and SRL also differ by Feature Group, type of termination, and type of transmission path. They are greater than or equal to the following:

* For Feature Group C and D only Type B2 will be provided. For Feature Groups A and B, Type B1 or B2 will be provided as set forth in Technical Reference TR-NPL-000334.

ACCESS SERVICE

11. Interface Groups, Transmission Specifications and Channel Interfaces (Cont'd)

11.2 Transmission Specifications Switched Access Service (Cont'd)

11.2.1 Standard Transmission Specifications (Cont'd)

(A) Type B Transmission Specifications (Cont'd)

(5) Echo Control (Cont'd)

| <u>Loss</u> | <u>Echo Return Loss</u> | <u>Singing Return</u> |
|---|-----------------------------|---------------------------|
| POT to Access Tandem | | |
| - Terminated in 4-Wire trunk | 21 dB | 14 dB |
| - Terminated in 2-Wire trunk | 16 dB | 11 dB |
| POT to End Office | | |
| - Direct | 16 dB | 11 dB |
| - Via Access Tandem | | |
| . For FGB access | 8 dB | 4 dB |
| . For FGC access (Effective 4-wire trans- mission path at end office) | 16 dB | 11 dB |
| . For FGC access (Effective 2-Wire trans- mission path at end office) | 13 dB | 6 dB |

ACCESS SERVICE

11. **Interface Groups, Transmission Specifications and Channel Interfaces** (Cont'd)

11.2 **Transmission Specifications Switched Access Service** (Cont'd)

11.2.1 **Standard Transmission Specifications** (Cont'd)

(A) **Type B Transmission Specifications** (Cont'd)

(6) **Standard Return Loss**

Standard Return Loss, expressed as Echo Return Loss and Singing Return Loss, on two-wire ports of a four-wire point of termination shall be equal to or greater than:

| | |
|-------------------------|----------------------------|
| <u>Echo Return Loss</u> | <u>Singing Return Loss</u> |
| 5 dB | 2.5 dB |

ACCESS SERVICE

11. Interface Groups, Transmission Specifications and Channel Interfaces (Cont'd)

11.2 Transmission Specifications Switched Access Service (Cont'd)

11.2.1 Standard Transmission Specifications (Cont'd)

(B) Type C Transmission Specifications

Type C Transmission Specifications are provided with the following parameters:

(1) Loss Deviation

The maximum Loss Deviation of the 1004 Hz loss relative to the Expected Measured Loss (EML) is plus or minus 3.0 dB.

(2) Attenuation Distortion

The maximum Attenuation Distortion in the 404 to 2804 Hz frequency band relative to loss at 1004 Hz is -2.0 dB to +5.5 dB.

(3) C-Message Noise

The maximum C-Message Noise for the transmission path at the route miles listed is less than or equal to:

| <u>Route Miles</u> | <u>C-Message Noise*</u> | |
|--------------------|-------------------------|----------------|
| | <u>Type C2</u> | <u>Type C1</u> |
| less than 50 | 38 dBrnCO | 32 dBrnCO |
| 51 to 100 | 39 dBrnCO | 33 dBrnCO |
| 101 to 200 | 41 dBrnCO | 35 dBrnCO |
| 201 to 400 | 43 dBrnCO | 37 dBrnCO |
| 401 to 1000 | 45 dBrnCO | 39 dBrnCO |

* For Feature Group C and D only type C2 will be provided. For Feature Groups A and B, Type C1 or C2 will be provided as set forth in Technical Reference TR-NPL-000334.

ACCESS SERVICE

11. Interface Groups, Transmission Specifications and Channel Interfaces (Cont'd)

11.2 Transmission Specifications Switched Access Service (Cont'd)

11.2.1 Standard Transmission Specifications (Cont'd)

(B) Type C Transmission Specifications (Cont'd)

(4) C-Notch Noise

The maximum C-Notch Noise, utilizing a -16 dBm0 holding tone is less than or equal to 47 dB_{BrnCO}.

(5) Echo Control

Echo Control, identified as Return Loss and expressed as Echo Return Loss is dependent on the routing, i.e., whether the service is routed directly from the customer's point of termination (POT) to the end office or via an access tandem. It is equal to or greater than the following:

| <u>Loss</u> | <u>Echo Return Loss</u> | <u>Singing Return</u> |
|---------------------------------------|-----------------------------|---------------------------|
| POT to Access Tandem | 13 dB | 6 dB |
| Pot to End Office | | |
| - Direct | 13 dB | 6 dB |
| - Via Access Tandem (for FGB only) | 8 dB | 4 dB |

11.2.2 Data Transmission Parameters

Two types of Data Transmission Parameters, i.e., Type DA and Type DB, are provided for the Feature Group arrangements. The specific applications in terms of the Feature Groups with which they are provided are set forth in Section 6.5 preceding. Following are descriptions of each:

ACCESS SERVICE

11. Interface Groups, Transmission Specifications and Channel Interfaces (Cont'd)

11.2 Transmission Specifications Switched Access Service (Cont'd)

11.2.2 Data Transmission Parameters (Cont'd)

(A) Data Transmission Parameters Type DA

(1) Signal to C-Notched Noise Ratio

The Signal to C-Notched Noise Ratio is equal to or greater than 33 dB.

(2) Envelope Delay Distortion

The maximum Envelope Delay Distortion for the frequency bands and route miles specified is:

| | |
|---|------------------|
| <u>604 to 2804 Hz</u> | |
| Less than 50 route miles | 500 microseconds |
| Equal to or greater than 50 route miles | 900 microseconds |

| | |
|---|------------------|
| <u>1004 to 2404 Hz</u> | |
| Less than 50 route miles | 200 microseconds |
| Equal to or greater than 50 route miles | 400 microseconds |

(3) Impulse Noise Counts

The Impulse Noise Counts exceeding a 65 dBnCO threshold in 15 minutes is no more than 15 counts.

(4) Intermodulation Distortion

The Second Order (R2) and Third Order (R3) Intermodulation Distortion products are equal to or greater than:

| | |
|-------------------|-------|
| Second Order (R2) | 33 dB |
| Third Order (R3) | 37 dB |

ACCESS SERVICE

11. Interface Groups, Transmission Specifications and Channel Interfaces (Cont'd)

11.2 Transmission Specifications Switched Access Service (Cont'd)

11.2.2 Data Transmission Parameters (Cont'd)

(A) Data Transmission Parameters Type DA (Cont'd)

(5) Phase Jitter

The Phase Jitter over the 4-300 Hz frequency band is less than or equal to 5 degrees peak-to-peak.

(6) Frequency Shift

The maximum Frequency Shift does not exceed -2 to +2 Hz.

(B) Data Transmission Parameters Type DB

(1) Signal to C-Notched Noise Ratio

The signal to C-Notched Noise Ratio is equal to or greater than 30 dB.

(2) Envelope Delay Distortion

The maximum Envelope Delay Distortion for the frequency bands and route miles specified is:

604 to 2804 Hz

Less than 50 route miles 800 microseconds

Equal to or greater than

50 route miles 1000 microseconds

1004 to 2404 Hz

Less than 50 route miles 320 microseconds

Equal to or greater than

50 route miles 500 microseconds

ACCESS SERVICE

11. **Interface Groups, Transmission Specifications and Channel Interfaces** (Cont'd)

11.2 **Transmission Specifications Switched Access Service** (Cont'd)

11.2.2 **Data Transmission Parameters** (Cont'd)

(B) **Data Transmission Parameters Type DB** (Cont'd)

(3) **Impulse Noise Counts**

The Impulse Noise Counts exceeding a 67 dBrnCO threshold in 15 minutes is no more than 15 counts.

(4) **Intermodulation Distortion**

The Second Order (R2) and Third Order (R3) Intermodulation Distortion products are equal to or greater than:

Second Order (R2) 31 dB

Third Order (R3) 34 dB

(5) **Phase Jitter**

The Phase Jitter over the 4-300 Hz frequency band is less than or equal to 7 degrees peak-to-peak.

(6) **Frequency Shift**

The maximum Frequency Shift does not exceed -2 to +2 Hz.

ACCESS SERVICE

11. **Interface Groups, Transmission Specifications and Channel Interfaces** (Cont'd)

11.3 **Special Access Channel Interface and Network Channel Codes**

This section explains the Channel Interface codes and Network Channel codes that the customer must specify when ordering Special Access Service, Switched Access Entrance Facilities, and Voice Grade and High Capacity Direct Trunked Transport. Included is an example which explains the specific characters of the code, a glossary of Channel Interface codes, impedance levels, Network Channel codes and compatible Channel Interfaces.

When ordering, the type of Special Access Service or Switched Access entrance Facility or Direct Trunked Transport is described by two code sets, the Network Channel (NC) code and the Network Channel Interface (NCI) codes.

The Network Channel (NC) code consists of two elements. Element one is a Channel Service Code (character positions 1 and 2) that describes the channel service type in an abbreviated form. Element two is an Optional Feature Code (character positions 3 and 4) that identifies option codes available for each channel service code, such as C-conditioning or Improved Return Loss.

The Network channel Interface (NCI) is used to identify interface specification associated with a particular channel. This code describes the total wires, protocol, impedance, protocol options and transmission level point(s) reflecting physical and electrical characteristics between the Telephone Company and the customer.

Example: If the customer specifies a NT Network Channel Code and a 2DC8-3 Channel Interface at the customer's premises, the following is being requested:

ACCESS SERVICE

11. **Interface Groups, Transmission Specifications and Channel Interfaces** (Cont'd)

11.3 **Special Access Channel Interface and Network Channel Codes** (Cont'd)

- NT = Metallic Channel with a Predefined Technical Specification Package (1)
- 2 = Number of physical wires at customer premises
- DC = Facility interface for direct current or voltage
- 8 = Variable impedance level
- 3 = Metallic facilities (DC continuity) for direct current/low frequency control signals or slow speed data (30 baud)

11.3.1 **Glossary of Channel Interface Codes and Options**

| <u>Code</u> | <u>Option</u> | <u>Definition</u> |
|-------------|---------------|---|
| AB - | | accepts 20 Hz ringing signal at customer's point of termination |
| AC - | | accepts 20 Hz ringing signal at customer's end user's point of termination |
| CT - | | Centrex Tie Trunk Termination |
| DA - | | data stream in VF frequency band at customer's end user's point of termination |
| DB - | | data stream in VF frequency band at customer's point of termination |
| - | 10 | VF for TG1 and TG2 |
| - | 43 | VF for 43 Telegraph Carrier type signals, TG1 and TG2 |
| DC - | | direct current or voltage |
| - | 1 | monitoring interface with services RC combination (McCulloh format) |
| - | 2 | Telephone Company energized alarm channel |
| - | 3 | Metallic facilities (DC continuity) for direct current/low frequency control signals or slow speed data (30 baud) |

ACCESS SERVICE

11. **Interface Groups, Transmission Specifications and Channel Interfaces** (Cont'd)

11.3 **Special Access Channel Interface and Network Channel Codes** (Cont'd)

11.3.1 **Glossary of Channel Interface Codes and Options** (Cont'd)

| <u>Code</u> | <u>Option</u> | <u>Definition</u> |
|-------------|---------------|---|
| DD - | | DATAPHONE Select-A-Station (and TABS) interface at customer's point of termination |
| DE - | | DATAPHONE Select-A-Station (and TABS) interface at the customer's end user's point of termination |
| DS - | | digital hierarchy interface |
| - | 15 | 1.544 Mbps (DS1) format per PUB 62411 plus D4 |
| - | 15E | 8-bit PCM encoded in one 64 kbps of the DS1 signal |
| - | 15F | 8-bit PCM encoded in two 64 kbps of the DS1 signal |
| - | 15G | 8-bit PCM encoded in three 64 kbps of the DS1 signal |
| - | 15H | 14/11-bit PCM encoded in six 64 kbps of the DS1 signal |
| - | 15J | 1.544 Mbps format per PUB 62411 |
| - | 15K | 1.544 Mbps format per PUB 62411 plus extended framing format |
| - | 15L | 1.544 Mbps (DS1) with SF signaling |
| - | 27 | 274.176 Mbps (DS4) |
| - | 27L | 274.176 Mbps (DS4) with SF signaling |
| - | 31 | 3.152 Mbps (DS1C) |
| - | 31L | 3.152 Mbps (DS1C) with SF signaling |
| - | 44 | 44.736 Mbps (DS3) |
| - | 44L | 44.736 Mbps (DS3) with SF signaling |
| - | 63 | 6.312 Mbps (DS2) |
| - | 63L | 6.312 Mbps (DS2) with SF signaling |
| DU- | | Digital access interface |
| - | 24 | 2.4 kbps |

ACCESS SERVICE

11. **Interface Groups, Transmission Specifications and Channel Interfaces** (Cont'd)

11.3 **Special Access Channel Interface and Network Channel Codes** (Cont'd)

11.3.1 **Glossary of Channel Interface Codes and Options** (Cont'd)

| <u>Code</u> | <u>Option</u> | <u>Definition</u> |
|-------------|---------------|---|
| - | 48 | 4.8 kbps |
| - | 56 | 56.0 kbps |
| - | 96 | 9.6 kbps |
| - | A | 1.544 Mbps format per PUB 62411 |
| - | B | 1.544 Mbps format per PUB 62411 plus D4 |
| - | C | 1.544 Mbps format per PUB 62411 plus extended farming format |
| DX - | | duplex signaling interface at customer's point of termination |
| DY - | | duplex signaling interface at customer's end user's point of termination |
| EA - | E | Type I E&M Lead Signaling. Customer at POT or customer's end user at POT originates on E Lead. |
| EA - | M | Type I E&M Lead Signaling. Customer at POT or customer's end user at POT originates on M Lead. |
| EB - | E | Type II E&M Lead Signaling. Customer at POT or customer's end user at POT originates on E Lead. |
| EB - | M | Type II E&M Lead Signaling. Customer at POT or customer's end user at POT originates on M Lead. |
| EC - | | Type III E&M signaling at customer POT |
| EX - | A | tandem channel unit signaling for loop start or ground start and customer supplies open end (dial tone, etc.) functions. |
| EX - | B | tandem channel unit signaling for loop start or ground start and customer supplies closed end (dial pulsing, etc.) functions. |

ACCESS SERVICE

11. Interface Groups, Transmission Specifications and Channel Interfaces (Cont'd)

11.3 Special Access Channel Interface and Network Channel Codes (Cont'd)

11.3.1 Glossary of Channel Interface Codes and Options (Cont'd)

| <u>Code</u> | <u>Option</u> | <u>Definition</u> |
|-------------|---------------|---|
| GO - | | ground start loop signaling - open end function by customer or customer's end user. |
| GS - | | Ground start loop signaling - closed end function by customer or customer's end user. |
| IA - | | E.I.A. (25 pin RS-232) |
| LA - | | end user loop start loop signaling - Type A OPS registered port open end. |
| LB - | | end user loop start loop signaling - Type B OPS registered port open end. |
| LC - | | end user loop start loop signaling - Type C OPS registered port open end. |
| LO - | | loop start loop signaling - open end function by customer or customer's end user. |
| LR - | | 20 Hz automatic ringdown interface at customer with Telephone Company provided PLAR. |
| LS - | | loop start loop signaling - closed end function by customer or customer's end user |
| NO - | | no signaling interface, transmission only. |
| PG - | | program transmission - no dc signaling. |
| | 1 | nominal frequency from 50 to 15000 Hz. |
| | 3 | nominal frequency from 200 to 3500 Hz. |
| | 5 | nominal frequency from 100 to 5000 Hz. |
| | 8 | nominal frequency from 50 to 8000 Hz. |
| PR | | protective relaying*. |

* Available only for the transmission of audio tone protective relaying signals used in the protection of electric power systems during fault conditions.

ACCESS SERVICE

11. **Interface Groups, Transmission Specifications and Channel Interfaces** (Cont'd)

11.3 **Special Access Channel Interface and Network Channel Codes** (Cont'd)

11.3.1 **Glossary of Channel Interface Codes and Options** (Cont'd)

| <u>Code</u> | <u>Option</u> | <u>Definition</u> |
|-------------|---------------|--|
| RV - | 0 | reverse battery signaling, one way operation, originate by customer. |
| - | T | reverse battery signaling, one way operation, terminate function by customer or customer's end user. |
| SF - | | single frequency signaling with VF band at either customer POT or customer's end user POT. |
| TF - | | telephotograph interface. |
| TT - | | telegraph/teletypewriter interface at either customer POT or customer's end user POT. |
| - | 2 | 20.0 milliamperes. |
| - | 3 | 3.0 milliamperes. |
| - | 6 | 62.5 milliamperes. |
| TV - | | television interface. |
| - | 1 | combined (diplexed) video and one audio signal. |
| - | 2 | combined (diplexed) video and two audio signals. |
| - | 5 | video plus one (or two) audio 5 kHz signal(s) or one (or two) two-wire. |
| - | 15 | video plays one (or two) audio 15 kHz signal(s). |

ACCESS SERVICE

11. **Interface Groups, Transmission Specifications and Channel Interfaces** (Cont'd)

11.3 **Special Access Channel Interface and Network Channel Codes** (Cont'd)

11.3.2 **Impedance**

The nominal reference impedance with which the channel will be terminated for the purpose of evaluating transmission performance:

| <u>Value (ohms)</u> | <u>Code(s)</u> |
|---------------------|----------------|
| 110 | 0 |
| 150 | 1 |
| 600 | 2 |
| 900 | 3+ |
| 135 | 5 |
| 75 | 6 |
| 124 | 7 |
| Variable | 8 |
| 100 | 9 |

+ For those interface codes with a 4-wire transmission path at the customer designated POT, rather than a standard 900 ohm impedance the code (3) denotes a customer provided transmission equipment termination. Such terminations were provided to customers in accordance with the F.C.C. Docket No. 20099 Settlement Agreement.

ACCESS SERVICE

11. Interface Groups, Transmission Specifications and Channel Interfaces (Cont'd)

11.3 Special Access Channel Interface and Network Channel Codes (Cont'd)

11.3.3 Digital Hierarchy Channel Interface Codes (4DS)

Customers selecting the multiplexed four-wire DSX-1 or higher facility interface option at the customer designated premises will be requested to provide subsequent system and channel assignment data. The various digital bit rates in the digital hierarchy employ the channel interface code 4DS8, 4DS0 or 4DS6 plus the speed options indicated below:

| <u>Interface Code and Speed Option</u> | <u>Nominal Bit Rate (Mbps)</u> | <u>Digital Hierarchy Level</u> |
|--|--------------------------------|--------------------------------|
| 4DS8-15 | 1.544 | DS1 |
| 4DS8-31 | 3.152 | DS1C |
| 4DS0-63 | 6.312 | DS2 |
| 4DS6-44 | 44.736 | DS3 |
| 4DS6-27 | 274.176 | DS4 |

11.3.4 Service Designator/Network Channel Code Conversion Table

The purpose of this table is to show the relationship between the service designator codes (e.g., VGC, MT2, etc.) and the network channel codes that are used for:

| <u>Service Designator Code</u> | <u>Network Channel Code</u> |
|--------------------------------|-----------------------------|
| MTC | MQ |
| MT1 | NT |
| MT2 | NU |
| MT3 | NV |
| TGC | NQ |
| TG1 | NW |
| TG2 | NY |
| VGC | LQ |
| VGW | SE |
| VG1 | LB |

ACCESS SERVICE

11. **Interface Groups, Transmission Specifications and Channel Interfaces** (Cont'd)

11.3 **Special Access Channel Interface and Network Channel Codes** (Cont'd)

11.3.4 **Service Designator/Network Channel Code Conversion Table** (Cont'd)

| <u>Service Designator Code</u> | <u>Network Channel Code</u> |
|------------------------------------|---------------------------------|
| VG2 | LC |
| VG3 | LD |
| VG4 | LE |
| VG5 | LF |
| VG6 | LG |
| VG7 | LH |
| VG8 | LJ |
| VG9 | LK |
| VG10 | LN |
| VG11 | LP |
| VG12 | LR |
| APC | PQ |
| AP1 | PE |
| AP2 | PF |
| AP3 | PJ |
| AP4 | PK |
| TVC | TQ |
| TV1 | TV |
| TV2 | TW |
| DA1 | XA |
| DA2 | XB |
| DA3 | XG |
| DA4 | XH |
| HCO | HS |
| HC1 | HC |
| HC1C | HD |
| HC2 | HE |
| HC3 | HF |
| HC4 | HG |

ACCESS SERVICE

11. **Interface Groups, Transmission Specifications and Channel Interfaces** (Cont'd)

11.3 **Special Access Channel Interface and Network Channel Codes** (Cont'd)

11.3.5 **Compatible Channel Interfaces**

The following tables show the channel interface codes (CIs) which are compatible:

(A) **Metallic**

Compatible CIs

2DC8-1 2DC8-2

2DC8-3 2DC8-3

4DS8-* 2DC8-1

4DS8-* 2DC8-2

* See Section 11.3.3 preceding for explanation.

ACCESS SERVICE

11. **Interface Groups, Transmission Specifications and Channel Interfaces** (Cont'd)

11.3 **Special Access Channel Interface and Network Channel Codes** (Cont'd)

11.3.5 **Compatible Channel Interfaces** (Cont'd)

(B) **Voice Grade**

| <u>Compatible CIs</u> | | <u>Compatible CIs</u> | | <u>Compatible CIs</u> | |
|-----------------------|--------|-----------------------|------|-----------------------|------|
| 2AB2 | 2AC2 | 2DB2 | 2DA2 | 2LR2 | 2LR2 |
| 2AB3 | 2AC2 | 2DB3 | 2DA2 | 2LR3 | 2LR2 |
| 2CT3 | 2DY2 | 2DX3 | 2LA2 | 2LS2 | 2LA2 |
| | 4DS8* | | 2LB2 | | 2LB2 |
| | 4DX2 | | 2LC2 | | 2LC2 |
| | 4DX3 | | 2LO3 | | |
| | 4DY2 | | 2LS2 | 2LS3 | 2LA2 |
| | 4EA2-E | | 2LS3 | | 2LB2 |
| | 4EA2-M | | | | 2LC2 |
| | 4SF2 | 2GO2 | 2GS2 | | |
| | 4SF3 | | 2GS3 | 2NO2 | 2DA2 |
| | 6DX2 | | | | 2NO2 |
| | 6DY2 | 2GO3 | 2GS2 | | |
| | 6DY3 | | 2GS3 | 2NO3 | 2NO2 |
| | 6EA2-E | | | | 2PR2 |
| | 6EA2-M | 2LO2 | 2LS2 | | |
| | 6EB2-E | | 2LS3 | 2TF3 | 2TF2 |
| | 6EB2-M | | | | |
| | 6EB3-E | 2LO3 | 2LS2 | | |
| | 8EB2-E | | 2LS3 | | |
| | 8EB2-M | | | | |
| | 8EC2 | | | | |
| | 9DY2 | | | | |
| | 9DY3 | | | | |
| | 9EA2 | | | | |
| | 9EA3 | | | | |

* See Section 11.3.3 preceding for explanation.

ACCESS SERVICE

11. **Interface Groups, Transmission Specification and Channel Interfaces** (Cont'd)

11.3 **Special Access Channel Interface and Network Channel Codes** (Cont'd)

11.3.5 **Compatible Channel Interfaces** (Cont'd)

(B) **Voice Grade** (Cont'd)

Compatible CIs

4AB2 2AC2
4AB2
4AC2
4SF2

4AB3 2AC2
4AC2
4SF2

4AC2 2AC2
4AC2

ACCESS SERVICE

11. **Interface Groups, Transmission Specifications and Channel Interfaces** (Cont'd)

11.3 **Special Access Channel Interface and Network Channel Codes** (Cont'd)

11.3.5 **Compatible Channel Interfaces** (Cont'd)

(B) **Voice Grade** (Cont'd)

| <u>Compatible CIs</u> | | <u>Compatible CIs</u> | <u>Compatible CIs</u> |
|-----------------------|------|-----------------------|-----------------------|
| | | 4DS8-*2AC2 | 4DS8-*4DG2 |
| | | 2DA2 | 4LR2 |
| | | 2DY2 | 4LS2 |
| | | 2GO2 | 4NO2 |
| 4DA2 | 4DA2 | 2GO3 | 4PR2 |
| | | 2GS2 | 4RV2-T |
| 4DB2 | 2DA2 | 2GS3 | 4SF2 |
| | 2NO2 | 2LA2 | 4SF3 |
| | 2PR2 | 2LB2 | 4TF2 |
| | 4DA2 | 2LC2 | 6DA2 |
| | 4DB2 | 2LO2 | 6DY2 |
| | 4NO2 | 2LO3 | 6DY3 |
| | 4PR2 | 2LR2 | 6EA2-E |
| | 6DA2 | 2LS2 | 6EA2-M |
| | | 2LS3 | 6EB2-E |
| 4DD3 | 2DE2 | 2NO2 | 6EB2-M |
| | 4DE2 | 2PR2 | 6GS2 |
| | | 2RV2-T | 6LS2 |
| | | 2TF2 | 8EB2-E |
| | | 4AC2 | 8EB2-M |
| | | 4DA2 | 9DY2 |
| | | 4DE2 | 9DY3 |
| | | 4DX2 | 9EA2 |
| | | 4DX3 | 9EA3 |
| | | 4DY2 | |
| | | 4EA2-E | |
| | | 4EA2-M | |

* See Section 11.3.3 preceding for explanation.

ACCESS SERVICE

11. Interface Groups, Transmission Specifications and Channel Interfaces (Cont'd)

11.3 Special Access Channel Interface and Network Channel Codes (Cont'd)

11.3.5 Compatible Channel Interfaces (Cont'd)

(B) Voice Grade (Cont'd)

| <u>Compatible CIs</u> | | <u>Compatible CIs</u> | | <u>Compatible CIs</u> | |
|-----------------------|--------|-----------------------|--------|-----------------------|--------|
| 4DX2 | 2DY2 | 4DX2 | 8EB2-E | 4DX3 | 6DY2 |
| | 2LA2 | | 8EB2-M | | 6DY3 |
| | 2LB2 | | 9DY2 | | 6EA2-E |
| | 2LC2 | | 9DY3 | | 6EA2-M |
| | 2LO3 | | 9EA2 | | 6EB2-E |
| | 2LS2 | | 9EA3 | | 6EB2-M |
| | 2LS3 | | | | 6LS2 |
| | 2RV2-T | 4DX3 | 2DY2 | | 8EB2-E |
| | 4DX2 | | 2LA2 | | 8EB2-M |
| | 4DY2 | | 2LB2 | | 9DY2 |
| | 4EA2-E | | 2LC2 | | 9DY3 |
| | 4EA2-M | | 2LO3 | | 9EA2 |
| | 4LS2 | | 2LS2 | | 9EA3 |
| | 4RV2-T | | 2LS3 | | |
| | 4SF2 | | 2RV2-T | 4DY2 | 2DY2 |
| | 4SF3 | | 4DX2 | | 4DY2 |
| | 6DY2 | | 4DX3 | | |
| | 6DY3 | | 4DY2 | | |
| | 6EA2-E | | 4EA2-E | | |
| | 6EA2-M | | 4EA2-M | | |
| | 6EB2-E | | 4LS2 | | |
| | 6EB2-M | | 4RV2-T | | |
| | 6LS2 | | 4SF2 | | |
| | | | 4SF3 | | |

ACCESS SERVICE

11. Interface Groups, Transmission Specifications and Channel Interfaces (Cont'd)

11.3 Special Access Channel Interface and Network Channel Codes (Cont'd)

11.3.5 Compatible Channel Interfaces (Cont'd)

(B) Voice Grade (Cont'd)

| <u>Compatible CIs</u> | <u>Compatible CIs</u> | <u>Compatible CIs</u> |
|-----------------------|-----------------------|-----------------------|
| 4EA2-E 2DY2 | 4EA3-E 2DY2 | 4GO2 2G02 |
| 4DY2 | 4DY2 | 2GO3 |
| 4EA2-E | 4EA2-E | 2GS2 |
| 4EA2-M | 4EA2-M | 2GS3 |
| 4SF2 | 4SF2 | 4GS2 |
| 6DY2 | 6DY2 | 4SF2 |
| 6DY3 | 6DY3 | 6GS2 |
| 6EB2-E | 6EA2-E | |
| 6EB2-M | 6EA2-M | 4GO3 2GO2 |
| 8EB2-E | 6EB2-E | 2GS2 |
| 8EB2-M | 6EB2-M | 2GS3 |
| 9DY2 | 8EB2-E | 4GS2 |
| 9DY3 | 9EB2-M | 4SF2 |
| | 9DY2 | 6GS2 |
| 4EA2-M 2DY2 | 9DY3 | |
| 4DY2 | 9EA2 | |
| 4EA2-M | 9EA3 | 4GS 2GS |
| 4SF2 | | 2LS |
| | | 4GS |
| | | 4LS |
| 6DY2 | | |
| 6DY3 | | |
| 6EB2-E | | |
| 6EB2-M | | |
| 8EB2-E | | |
| 8EB2-M | | |
| 9DY2 | | |
| 9DY3 | | |

ACCESS SERVICE

11. **Interface Groups, Transmission Specifications and Channel Interfaces** (Cont'd)

11.3 **Special Access Channel Interface and Network Channel Codes** (Cont'd)

11.3.5 **Compatible Channel Interfaces** (Cont'd)

(B) **Voice Grade** (Cont'd)

| <u>Compatible CIs</u> | | <u>Compatible CIs</u> | | <u>Compatible CIs</u> | |
|-----------------------|------|-----------------------|--------|-----------------------|--------|
| 4LO2 | 2LS2 | 4LS3 | 2LA2 | 4SF2 | 2LO3 |
| | 2LS3 | | 2LB2 | | 2LR2 |
| | 4LS2 | | 2LC2 | | 2LS2 |
| | 4SF2 | | 2LO2 | | 2LS3 |
| | 6LS2 | | 2LO3 | | 2RV2-T |
| | | | 4SF2 | | 4AC2 |
| 4LO3 | 2LS2 | | | | 4DY2 |
| | 2LS3 | 4NO2 | 2DA2 | | 4LS2 |
| | 4LS2 | | 2DE2 | | 4RV2-T |
| | 4SF2 | | 2NO2 | | 4SF2 |
| | 6LS2 | | 4DA2 | | 6DY2 |
| | | | 4DE2 | | 6DY3 |
| 4LR2 | 2LR2 | | 4NO2 | | 6GS2 |
| | 4LR2 | | 6DA2 | | 9DY2 |
| | 4SF2 | | | | 9DY3 |
| | | 4RV2-O | 2RV2-T | | |
| 4LR3 | 2LR2 | | 4RV2-T | 4SF3 | 2DY2 |
| | 4LR2 | | 4SF2 | | 2GO3 |
| | 4SF2 | | | | 2GS2 |
| | | 4SF2 | 2AC2 | | 2GS3 |
| 4LS2 | 2LA2 | | 2DY2 | | 2LA2 |
| | 2LB2 | | 2GS2 | | 2LB2 |
| | 2LC2 | | 2GS3 | | 2LC2 |
| | 2LO2 | | 2LA2 | | 2LO3 |
| | 2LO3 | | 2BL2 | | 2LR2 |
| | | | 2LC2 | | |

ACCESS SERVICE

11. **Interface Groups, Transmission Specifications and Channel Interfaces** (Cont'd)

11.3 **Special Access Channel Interface and Network Channel Codes** (Cont'd)

11.3.5 **Compatible Channel Interfaces** (Cont'd)

(B) **Voice Grade** (Cont'd)

| <u>Compatible CIs</u> | | <u>Compatible CIs</u> | | <u>Compatible CIs</u> | |
|-----------------------|--------|-----------------------|--------|-----------------------|------|
| 4SF3 | 2LS2 | 6DA | 4DA2 | 6DY3 | 2DY2 |
| | 2LS3 | | 6DA2 | | 4DY2 |
| | 2RV2-T | | | | 6DY2 |
| | 4DY2 | 6DX2 | 2DY2 | | 6DY3 |
| | 4EA2-E | | 4DY2 | | |
| | 4EA2-M | | 4EA2-E | 6EA2-E | 2AC2 |
| | 4GS2 | | | | |
| | 4LR2 | | 4EA2-M | | 2DY2 |
| | 4LS2 | | 4SF2 | | 2LA2 |
| | 4RV2-T | | 6DY2 | | 2LB2 |
| | 4SF2 | | 6DY3 | | 2LC2 |
| | 4SF3 | | 6EA2-E | | 2LO3 |
| | 6DY2 | | 6EA2-M | | 2LS2 |
| | 6DY3 | | 6EB2-E | | 2LS3 |
| | 6EB2-E | | 6EB2-M | | |
| 2RV2-T | | | | | |
| | 6EB2-M | | 8EB2-E | | 4AC2 |
| | 6GS2 | | 8EB2-M | | 4DY2 |
| | 6LS2 | | 9DY2 | | |
| 4EA2-E | | | | | |
| | 9DY2 | | 9DY3 | | |
| 4EA2-M | | | | | |
| | 9DY3 | | 9EA2 | | 4LS2 |
| | 9EA2 | | 9EA3 | | |
| 4RV2-T | | | | | |
| | 9EA3 | | | | 4SF2 |
| | | 6DY2 | 2DY2 | | 4SF3 |

ACCESS SERVICE

11. Interface Groups, Transmission Specifications and Channel Interfaces (Cont'd)

11.3 Special Access Channel Interface and Network Channel Codes (Cont'd)

11.3.5 Compatible Channel Interfaces (Cont'd)

(B) Voice Grade (Cont'd)

| <u>Compatible CIs</u> | | <u>Compatible CIs</u> | | <u>Compatible CIs</u> | |
|-----------------------|--------|-----------------------|--------|-----------------------|--------|
| 4TF2 | 2TF2 | | 4DY2 | | 6DY2 |
| | 4TF2 | | 6DY2 | | 6DY3 |
| | | | | | 6EA2-E |
| | | | | | 6EA2-M |
| 6EA2-E | 6EB2-E | 6EA2-M | 6DY2 | 6EB3-E | 2DY2 |
| | 6EB2-M | | 6DY3 | | 4DY2 |
| | 6LS2 | | 6EA2-M | | 4EA2-E |
| | 8EB2-E | | 6EB2-E | | 4EA2-M |
| | 8EB2-M | | 6EB2-M | | 4SF2 |
| | 9DY2 | | 6LS2 | | 6DY2 |
| | 9DY3 | | 8EB2-E | | 6DY3 |
| | | | 8EB2-M | | 6EA2-E |
| 6EA2-M | 2AC2 | | 9DY2 | | 6EA2-M |
| | 2DY2 | | 9DY3 | | 8EB2-E |
| | 2LA2 | | | | 8EB2-M |
| | 2LB2 | 6EB2-E | 2DY2 | | 9DY2 |
| | 2LC2 | | 4DY2 | | 9DY3 |
| | 2LO3 | | 4SF2 | | 9EA2 |
| | 2LS2 | | 6DY2 | | 9EA3 |
| | 2LS3 | | 6DY3 | | |
| | 2RV2-T | | 6EB2-E | 6EX2-A | 2GS2 |
| | 4AC2 | | 6EB2-M | | 2GS3 |
| | 4DY2 | | 9DY2 | | 2LS2 |
| | 4EA2-E | | 9DY3 | | 2LS3 |
| | 4EA2-M | | | | 4GS2 |
| | 4LS2 | 6EB2-M | 2DY2 | | 4LS2 |
| | 4RV2-T | | 4DY2 | | 4SF2 |
| | 4SF2 | | 4SF2 | | 6GS2 |

ACCESS SERVICE

11. Interface Groups, Transmission Specifications and Channel Interfaces (Cont'd)

11.3 Special Access Channel Interface and Network Channel Codes (Cont'd)

11.3.5 Compatible Channel Interfaces (Cont'd)

(B) Voice Grade (Cont'd)

| <u>Compatible CIs</u> | <u>Compatible CIs</u> | <u>Compatible CIs</u> |
|-----------------------|--|-----------------------|
| 4SF3 | 6DY2 6DY3 6EB2-M 9DY2 9DY3 | 6LS2 |

ACCESS SERVICE

11. **Interface Groups, Transmission Specifications and Channel Interfaces** (Cont'd)

11.3 **Special Access Channel Interface and Network Channel Codes** (Cont'd)

11.3.5 **Compatible Channel Interfaces** (Cont'd)

(B) **Voice Grade** (Cont'd)

| | <u>Compatible CIs</u> | <u>Compatible CIs</u> | <u>Compatible CIs</u> |
|--------|-----------------------|-----------------------|-----------------------|
| 6EX2-B | 2GO3 | 8EB2-E 2AC2 | 8EB2-M 2AC2 |
| | 2LA2 | 2DY2 | 2DY2 |
| | 2LB2 | 2LA2 | 2LA2 |
| | 2LC2 | 2LB2 | 2LB2 |
| | 2LO2 | 2LC2 | 2LC2 |
| | 2LO3 | 2LO3 | 2LO3 |
| | 2LR2 | 2LS2 | 2LS2 |
| | 4LR2 | 2LS3 | 2LS3 |
| | 4SF2 | 2RV2-T | 2RV2-T |
| | | 4AC2 | 4AC2 |
| 6GO2 | 2GO2 | 4DY2 | 4DY2 |
| | 2GS2 | 4LS2 | 4LS2 |
| | 2GS3 | 4RV2-T | 4RV2-T |
| | 4GS2 | 4SF2 | 4SF2 |
| | 4SF2 | 4SF3 | 4SF3 |
| | 6GS2 | 6DY2 | 6DY2 |
| | | 6DY3 | 6DY3 |
| 6LO2 | 2LS2 | 6EB2-E | 6EB2-E |
| | 2LS3 | 6EB2-M | 6EB2-M |
| | 4LS2 | 6LS2 | 6LS2 |
| | 4SF2 | 8EB2-E | 8EB2-M |
| | 6LS2 | 8EB2-M | 9DY2 |
| | | 9DY2 | 9DY3 |
| 6LS2 | 2LA2 | 9DY3 | |
| | 2LB2 | | |
| | 2LC2 | | |
| | 2LO2 | | |
| | 2LO3 | | |
| | 4SF2 | | |

ACCESS SERVICE

11. Interface Groups, Transmission Specifications and Channel Interfaces (Cont'd)

11.3 Special Access Channel Interface and Network Channel Codes (Cont'd)

11.3.5 Compatible Channel Interfaces (Cont'd)

(B) Voice Grade (Cont'd)

| <u>Compatible CIs</u> | | <u>Compatible CIs</u> | | <u>Compatible CIs</u> | |
|-----------------------|--------|-----------------------|--------|-----------------------|--------|
| 8EC2 | 2DY2 | 9DY2 | 2DY2 | 9EA3 | 2DY2 |
| | 4DY2 | | 4DY2 | | 4DY2 |
| | 4EA2-E | | 6DY2 | | 4EA2-E |
| | 4EA2-M | | 6DY3 | | 4EA2-M |
| | 4SF2 | | 9DY2 | | 6DY2 |
| | 6DY2 | | | | 6DY3 |
| | 6DY3 | 9DY3 | 2DY2 | | 6EA2-E |
| | 6EA2-E | | 4DY2 | | 6EA2-M |
| | 6EA2-M | | 6DY2 | | 6EB2-E |
| | 6EB2-E | | 6DY3 | | 6EB2-M |
| | 6EB2-M | | 9DY2 | | 8EB2-E |
| | 8EB2-E | | 9DY3 | | 8EB2-M |
| | 8EB2-M | | | | 9DY2 |
| | 9DY2 | 9EA2 | 2DY2 | | 9DY3 |
| | 9DY3 | | 4DY2 | | 9EA3 |
| | 9EA2 | | 4EA2-E | | |
| | 9EA3 | | 4EA2-M | | |
| | | | 6DY2 | | |
| | | | 6DY3 | | |
| | | | 6EA2-E | | |
| | | | 6EA2-M | | |
| | | | 6EB2-E | | |
| | | | 6EB2-M | | |
| | | | 8EB2-E | | |
| | | | 8EB2-M | | |
| | | | 9DY2 | | |
| | | | 9DY3 | | |
| | | | 9EA2 | | |
| | | | 9EA3 | | |

ACCESS SERVICE

11. **Interface Groups, Transmission Specifications and Channel Interfaces** (Cont'd)

11.3 **Special Access Channel Interface and Network Channel Codes** (Cont'd)

11.3.5 **Compatible Channel Interfaces** (Cont'd)

(C) **Program Audio**

Compatible CIs

Compatible CIs

| | | | |
|--------|------------------|----------|------------------|
| 2PG2-1 | 2PG1-1 2PG2-1 | 4DS8-15E | 2PG1-3 2PG2-3 |
| 2PG2-3 | 2PG1-3 2PG2-3 | 4DS8-15F | 2PG1-5 2PG2-5 |
| 2PG2-5 | 2PG1-5 2PG2-5 | 4DS8-15G | 2PG1-8 2PG2-8 |
| 2PG2-8 | 2PG1-8 2PG2-8 | 4DA8-15H | 2PG1-1 2PG2-1 |

(D) **High Capacity**

Compatible CIs

Compatible CIs

| | | | |
|---------|----------------------------------|------------------|------------------|
| 4DS8-15 | 4DS8-15+ 4DU8-B 6DU8-8 | 4DU8-A,B or C | 4DU8-A,B or C |
|---------|----------------------------------|------------------|------------------|

(E) **Digital Data**

Compatible CIs

| | |
|---------|---------|
| 4DU8-56 | 4DU5-56 |
| 6DU5-56 | 6DU5-56 |

+ Available only as a cross connect of two individual channels of 1.544 Mbps facilities at a Telephone Company hub.

ACCESS SERVICE

11. **Interface Groups, Transmission Specifications and Channel Interfaces** (Cont'd)

11.3 **Special Access Channel Interface and Network Channel Codes** (Cont'd)

11.3.5 **Compatible Channel Interfaces** (Cont'd)

(D) **Digital Data**

| <u>Compatible CIs</u> | | <u>Compatible CIs</u> | | <u>Compatible CIs</u> | |
|-----------------------|----------|-----------------------|---------|-----------------------|---------|
| 4DS8-15 | 4DS8-15+ | 4DU5-24 | 4DU5-24 | 6DU5-24 | 6DU5-24 |
| | 4DU5-24 | | | | |
| | 4DU5-48 | 4DU5-48 | 4DU5-48 | 6DU5-48 | 6DU5-48 |
| | 4DU5-56 | 4DU8-56 | | 6DU5-56 | 6DU5-56 |
| | 4DU5-96 | 4DU5-96 | 4DU5-96 | | |
| | 6DU24 | | | | |
| | 6DU5-48 | 4DU5-56 | 4DU5-56 | 6DU5-96 | 6DU5-96 |
| | 6DU5-96 | | | | |

(E) **High Capacity**

| <u>Compatible CIs</u> | | <u>Compatible CIs</u> | |
|-----------------------|----------------|-----------------------|----------------|
| 4DSO-63 | 4DSO-63 | 4DS8-15J | 4DU8-A |
| | 4DU8-A, B or C | | 6DU8-A |
| | 6DU8-A, B or C | | |
| 4DS6-27 | 4DS6-27 | 4DS8-15K | 4DU8-B |
| | 4DU8-A, B or C | | 4DU8-C |
| | 6DU8-A, B or C | | 6DU8-B |
| | | | 6DU8-C |
| 4DS6-44 | 4DS6-44 | 4DS8-31 | 4DS8-31 |
| | 4DU8-A, B or C | | 4DU8-A, B or C |
| | 6DU8-A, B or C | | 6DU8-A, B or C |
| 4DS8-15 | 4DS8-15+ | 4DU8-A,B | |
| | 4DU8-8 | or C | 4DU8-A, B or C |
| | 6DU8-8 | | |

+ Available only as a cross connect of two individual channels of 1.544 Mbps facilities at a Telephone Company hub.

ACCESS SERVICE

11. Interface Groups, Transmission Specifications and Channel Interfaces (Cont'd)

11.4 WATS Access Line Standard Transmission Specifications

11.4.1 Standard Two-Wire Voice Transmission Specifications

(A) Loss Deviation

The maximum Loss Deviation of the 1004 Hz loss relative to the Expected Measured Loss (EML) is plus or minus 4.0 dB.

(B) Attenuation Distortion

The maximum Attenuation Distortion in the 404 to 2804 Hz frequency band relative to the loss at 1004 Hz in -3.0 dB to +9.0 dB.

(C) C-Message Noise

The maximum C-Message Noise for the transmission path at the route miles listed is less than:

| <u>Route Miles</u> | <u>C-Message Noise</u> |
|--------------------|------------------------|
| less than 50 | 35 dBmCO |
| 51 to 100 | 37 dBmCO |
| 101 to 200 | 40 dBmCO |
| 201 to 400 | 43 dBmCO |
| 401 to 1000 | 45 dBmCO |

(D) Echo Control

Return Loss for both Echo Return Loss (ERL) and Singing Return Loss (SRL), is equal to or greater than:

| | |
|-----|--------|
| ERL | 6.0 dB |
| SRL | 3.0 dB |

ACCESS SERVICE

11. Interface Groups, Transmission Specifications and Channel Interfaces (Cont'd)

11.4 WATS Access Line Standard Transmission Specifications (Cont'd)

11.4.2 Standard Four-Wire Voice Transmission Specifications

(A) Loss Deviation

The maximum Loss Deviation of the 1004 Hz loss relative to the Expected Measured Loss (EML) is -3.0 dB to +3.0 dB.

(B) Attenuation Distortion

The maximum Attenuation Distortion in the 404 to 2804 Hz frequency band relative to loss at 1004 Hz is -1.0 dB to +4.5 dB.

(C) C-Message Noise

The Maximum C-Message Noise for the transmission path at the route miles listed is less than:

| <u>Route Miles</u> | <u>C-Message Noise</u> |
|--------------------|------------------------|
| less than 50 | 35 dBmCO |
| 51 to 100 | 37 dBmCO |
| 101 to 200 | 40 dBmCO |
| 201 to 400 | 43 dBmCO |
| 401 to 1000 | 45 dBmCO |

(D) Echo Control

The Equal Level Echo Path Loss for both Echo Return Loss (ERL) and Singing Return Loss (SRL), is equal to or greater than:

| | |
|-----|---------|
| ERL | 15.0 dB |
| SRL | 9.0 dB |

ACCESS SERVICE

11. **Interface Groups, Transmission Specifications and Channel Interfaces** (Cont'd)

11.5 WATS Access Line Data Transmission Parameters

11.5.1 Signal to C-Notched Noise Ratio

The maximum Signal-to-C-Notched Noise Ratio is 30 dB.

11.5.2 Envelope Delay Distortion

The maximum Envelope Delay Distortion for the frequency bands specified is:

1000 microseconds 604 to 2804 Hz
500 microseconds 1000 to 2404 Hz

11.5.3 Impulse Noise Counts

The Impulse Noise Counts exceeding a 67 dBrnCO threshold in 15 minutes is no more than 15 counts.

Intermodulation Distortion

The Second Order (R2) and Third Order (R3) Intermodulation Distortion products are equal to or greater than:

Second Order (R2) 31 dB
Third Order (R3) 34 dB

11.5.4 Phase Jitter

The Phase Jitter over the 4 to 300 Hz frequency band is less than or equal to 7 degrees peak-to-peak.

11.5.5 Frequency Shift

The maximum Frequency Shift does not exceed -2 to +2 Hz.

ACCESS SERVICE

11. Interface Groups, Transmission Specifications and Channel Interfaces (Cont'd)

11.6 WATS Access Line Transmission Specifications

11.6.1 Improved Two-Wire Voice Transmission Specifications

(A) Loss Deviation

The maximum Loss Deviation of the 1004 Hz loss relative to the Expected Measured Loss (EML) is -4.0 to +4.0 dB.

(B) Attenuation Distortion

The maximum Attenuation Distortion in the 404 to 280 Hz frequency band relative to loss at 1004 Hz is -2.0 dB to +6.0 dB.

(C) C-Message Noise

The maximum C-Message Noise for the transmission path at the route miles listed is less than:

| <u>Route Miles</u> | <u>C-Message Noise</u> |
|--------------------|------------------------|
| less than 50 | 35 dBmCO |
| 51 to 100 | 37 dBmCO |
| 101 to 200 | 40 dBmCO |
| 201 to 400 | 43 dBmCO |
| 401 to 1000 | 45 dBmCO |

(D) Return Loss

The Return Loss, expressed as Echo Return Loss (ERL) and Singing Return Loss (SRL), is equal to or greater than:

| | |
|-----|---------|
| ERL | 13.0 dB |
| SRL | 6.0 dB |

ACCESS SERVICE

12. **Rates and Charges**

12.1 **General**

The rates and charges for the services offered in this tariff are shown in this section. Reference is made for each rate element to the appropriate tariff section where the regulations describing application of the rate are located.

12.2 **Rates and Charges**

12.2.1 **Reserved For Future Use**

ACCESS SERVICE

12. Rates and Charges (Cont'd)

12.2 Harrisonville Telephone Company (Cont'd)

12.2.2 Switched Access Service

| | <u>Rates</u> | <u>Tariff Section Reference</u> |
|---|--------------|---|
| (A) <u>Nonrecurring Charges</u> | | |
| (1) <u>Local Transport-Installation</u> Per Entrance Facility | | |
| (a) Voice Grade Four-Wire | NA | 6.7.1(A)(1) |
| (b) High Capacity DS1 | NA | 6.7.1(A)(1) |
| (2) <u>Local Transport-Installation</u> <u>Per End Office Facility</u> | \$75.00 | 6.7.1(A) 6.2(D)(1)(b) |
| (3) <u>Interim NXX Translation</u> Per Order, Per End Office | \$ 76.00 | 6.3.6(A)(3)(a) |
| (B) <u>Local Transport</u> <u>Premium Access</u> | | |
| (1) <u>Entrance Facility</u> Per Termination | | |
| (a) Voice Grade Four-Wire | NA | 6.2(A)(1)(a) |
| (b) High Capacity DS1 | NA | 6.2(A)(1)(a) |
| (2) <u>Tandem Switched Transport</u> | | |
| (a) <u>Tandem Transport *</u> | | (C) |
| Per Originating Access Minute | \$0.01521 | 6.2 (A)(1)(c) |
| Per Terminating Access Minute | \$0.01521 | 6.2 (A)(1)(c) |
| (b) <u>Tandem Switching *</u> | | (C) |
| Per Originating Access Minute | | (C) |
| Per Tandem | N/A | 6.2(A)(1)(c) |
| Per Terminating Access Minute | | |
| Per Tandem | N/A | 6.2(A)(1)(c) |
| (c) <u>Joint Tandem Switched Transport **</u> | | (N) |

*These rates do not apply to toll free originating traffic (N)

**Company concurs with NECA FCC No. 5 for this rate element (N)

ACCESS SERVICE

12. Rates and Charges (Cont'd)

12.2 Harrisonville Telephone Company (Cont'd)

12.2.2 Switched Access Service

| | <u>Rates</u> | <u>Tariff Section Reference</u> | |
|---------------------------------------|--------------|---|-----|
| (B) <u>Local Transport*</u> | | | |
| <u>Premium Access</u> (Cont'd) | | | |
| (4) <u>Direct Trunked Transport</u> | | | |
| (a) <u>Direct Trunked Facility</u> | | | |
| Per Mile | | | |
| - Voice Grade | \$0.95 | 6.2(A)(2)(a) | |
| - High Capacity DS1 | \$4.47 | 6.2(A)(2)(a) | |
| - High Capacity DS3 | \$38.92 | 6.2(A)(2)(a) | |
| (b) <u>Direct Trunked Termination</u> | | | |
| Per Termination | | | |
| - Voice Grade | \$8.18 | 6.2(A)(2)(a) | |
| - High Capacity DS1 | \$19.89 | 6.2(A)(2)(a) | |
| - High Capacity DS3 | \$127.71 | 6.2(A)(2)(a) | |
| (5) <u>Multiplexing, Per</u> | | | |
| <u>Arrangement</u> | | | |
| DS1 to Voice | \$280.05 | 6.2(A)(2)(b) | |
| DS3 to DS1 | \$725.37 | 6.2(A)(2)(b) | |
| (C) <u>End Office</u> | | | |
| <u>Premium Access</u> | | | |
| (1) <u>Local Switching</u> | | | |
| LS2 (All Feature Groups) | | 6.2(B)(1) | |
| - Originating | \$0.00408 | | |
| - Terminating | \$0.000000 | | |
| LS2 Toll Free | | | |
| - Originating | * | | (N) |
| (2) <u>Reserved for Future Use</u> | | | (N) |
| (3) <u>Directory Assistance</u> | | | |
| <u>Info. Surcharge</u> | | | |
| (Per 100 Access Minutes) | | 6.2(B)(3) | |
| - Originating | \$0.14339 | | |
| - Terminating | \$0.00000 | | |
| Toll Free (Per 100 Access Minutes) * | | | |

*Effective July 1, 2021 – rate element required to be in parity with interstate levels for all intrastate originating toll-free rates. Concurs with NECA FCC No. 5 for this rate element unless intrastate end office originating local switching rate is less in which case the lesser rate will apply. (N)
 (N)
 (N)

ACCESS SERVICE

12. Rates and Charges (Cont'd)

12.2 Rates and Charges (Cont'd)

12.2.2 Switched Access Service (Cont'd)

| | <u>Rates</u> | <u>Tariff Section Reference</u> | |
|--|--------------|---|-----|
| (D) <u>Toll Free Number Data Base Access Service</u> | | | |
| (1) <u>Basic Rate & Vertical</u> | | | (C) |
| - per query | \$0.00104 | 6.3.6(A)(3)(b) | |
| -Effective July 1, 2022 | \$0.00062 | | (N) |
| -Effective July 1, 2023 | \$0.0002 | | (N) |
| | | | (D) |
| | | | (D) |
| (E) <u>Toll VoIP-PSTN Traffic</u> | | | |
| | | | (D) |
| (1) <u>Local Switching</u> | | | |
| (a) Originating, | | | |
| per Access Minute | \$0.00408 | 6.6.3 | |
| (b) Terminating, | | | |
| per Access Minute | \$0.000000 | 6.6.3 | |
| (2) <u>Information Surcharge</u> | | | |
| (a) Per Originating 100 | | | |
| Access Minutes | \$0.14339 | 6.6.3 | |
| (b) Per Terminating 100 | | | |
| Access Minutes | \$0.00000 | 6.6.3 | |
| (3) <u>Tandem Switched Transport</u> | | | |
| (a) Per Originating | | | |
| Access Minute | \$0.01521 | 6.6.3 | |
| (b) Per Terminating | | | |
| Access Minute | \$0.01521 | 6.6.3 | |

ACCESS SERVICE

12. Rates and Charges (Cont'd)

12.2 Harrisonville Telephone Company (Cont'd)

12.2.3 Special Access Service

| | <u>Monthly Rates</u> | <u>Non Recurring Charges</u> | <u>Tariff Section Reference</u> |
|---|--------------------------|--------------------------------------|---|
| (A) <u>Voice Grade Channel,</u> | | | |
| (1) <u>Channel Termination</u> per termination* | | | |
| Two-Wire | \$30.03 (I) | \$75.00 | 7.1.1(A) |
| Four-Wire | \$48.05 (I) | \$75.00 | 7.1.1(A) |
| (2) <u>Channel Mileage</u> <u>Facility</u> per mile | \$1.75 (I) | None | 7.1.1(B)(1) |
| (3) <u>Channel Mileage</u> <u>Termination</u> per termination | \$6.21 (I) | None | 7.1.1(B)(2) |
| (4) <u>Optional Features</u> <u>and Functions</u> | | | |
| (a) <u>Conditioning</u> | | | |
| - C-Type | \$7.90 | None | 7.2.2(C)(1) |
| - D-Type | \$5.30 | None | 7.2.2(C)(1) |
| (b) <u>Signaling Capability</u> Per Term | \$13.50 | None | 7.2.2(C)(2) |
| (c) <u>Data Bridging Per Port</u> | | | |
| Two Wire | \$6.15 | None | 7.1.1(C) |
| Four Wire | \$6.15 | None | 7.1.1(C) |

* The Channel Termination rate includes non-chargeable Channel Interfaces as set forth in Section 7.1.4, preceding.

ACCESS SERVICE

12. Rates and Charges (Cont'd)

12.2 Rates and Charges (Cont'd)

12.2.3 Special Access Service

| | <u>Monthly Rates</u> | <u>Non Recurring Charges</u> | <u>Tariff Section Reference</u> |
|---|--------------------------|--------------------------------------|---|
| (B) <u>Metallic Channel</u> | | | |
| (1) <u>Channel Termination per termination*</u> Two-Wire | N/A | N/A | 7.1.1(A) |
| (2) <u>Channel Mileage Facility</u> per mile | N/A | N/A | 7.1.1(B)(1) |
| (3) <u>Channel Mileage Termination</u> per termination | N/A | N/A | 7.1.1(B)(2) |

* The Channel Termination rate includes non-chargeable Channel Interfaces as set forth in section 7.1.4, preceding.

ACCESS SERVICE

12. Rates and Charges (Cont'd)

12.2 Harrisonville Telephone Company (Cont'd)

12.2.3 Special Access Service (Cont'd)

| | <u>Monthly Rates</u> | <u>Non Recurring Charges</u> | <u>Tariff Section Reference</u> |
|---|--------------------------|--------------------------------------|---|
| (C) <u>Digital Data</u> | | | |
| (1) <u>Channel Termination</u> per termination* | | | |
| 56 and 64 Kbps** | \$55.42 (I) | \$150.00 | 7.1.1(A) |
| 2.4, 4.8, 9.6 & 19.2 | \$55.42 (I) | \$150.00 | 7.1.1(A) |
| (2) <u>Channel Mileage</u> <u>Facility</u> per mile | | | |
| 56 and 64 Kbps** | \$2.36 (I) | None | 7.1.1(B)(1) |
| 2.4, 4.8, 9.6 & 19.2 | \$1.67 (I) | None | 7.1.1(A) |
| (3) <u>Channel Mileage</u> <u>Termination</u> per termination | | | |
| 56 and 64 Kbps** | \$8.36 (I) | None | 7.1.1(B)(2) |
| 2.4, 4.8, 9.6 & 19.2 | \$5.90 (I) | None | 7.1.1(A) |
| (4) <u>Optional Features &</u> <u>Functions</u> - Digital Data Bridging Per Port | | | |
| | \$7.85 | None | 7.1.1(C) |

* The Channel Termination rate includes non-chargeable Channel Interfaces as set forth in Section 7.1.4, preceding.

**64 Kbps Clear Channel is offered only where equipment and facilities are available.

ACCESS SERVICE

12. Rates and Charges (Cont'd)

12.2 Harrisonville Telephone Company (Cont'd)

12.2.3 Special Access Service (Cont'd)

| | <u>Monthly Rates</u> | <u>Non Recurring Charges</u> | <u>Tariff Section Reference</u> | |
|--|--------------------------|--------------------------------------|---|-----|
| (D) <u>High Capacity</u> | | | | |
| (1) <u>Channel Termination</u> per termination* | | | | |
| 256 Kbps | \$85.94 (I) | \$225.00 | 7.1.1(A) | |
| 384 Kbps | \$102.27 (I) | \$225.00 | 7.1.1(A) | |
| 512 Kbps | \$118.61 (I) | \$225.00 | 7.1.1(A) | |
| 1.544 Mbps | \$123.64 (I) | \$225.00 | 7.1.1(A) | |
| 1.544 Mbps 1 Yr | \$102.10*** | \$225.00 | 7.1.1(A) | |
| 1.544 Mbps 1 Yr | \$110.39**** | \$225.00 | 7.1.1(A) | (C) |
| 1.544 Mbps 1 Yr. | \$117.45 (I) | \$225.00 | 7.1.1(A) | (C) |
| 1.544 Mbps 3 Yr | \$80.13** | \$225.00 | 7.1.1(A) | |
| 1.544 Mbps 3 Yr | \$96.73*** | \$225.00 | 7.1.1(A) | |
| 1.544 Mbps 3 Yr | \$104.58**** | \$225.00 | 7.1.1(A) | (C) |
| 1.544 Mbps 3 Yr | \$111.26 (I) | \$225.00 | 7.1.1(A) | |
| 1.544 Mbps 5 Yr | \$71.22** | \$225.00 | 7.1.1(A) | |
| 1.544 Mbps 5 Yr | \$85.97*** | \$225.00 | 7.1.1(A) | |
| 1.544 Mbps 5 Yr | \$92.96**** | \$225.00 | 7.1.1(A) | (C) |
| 1.544 Mbps 5 Yr | \$98.90 (I) | \$225.00 | 7.1.1(A) | (C) |
| 44.738 Mbps | \$1,434.23 (I) | \$2500.00 | 7.1.1(A) | |
| 44.738 Mbps 1 Yr | \$1,184.22*** | \$2500.00 | 7.1.1(A) | |
| 44.738 Mbps 1 Yr | \$1,280.60**** | \$2500.00 | 7.1.1(A) | (C) |
| 44.738 Mbps 1 Yr | \$1,362.52 (I) | \$2500.00 | 7.1.1(A) | (C) |
| 44.738 Mbps 3 Yr | \$929.47** | \$2500.00 | 7.1.1(A) | |
| 44.738 Mbps 3 Yr | \$1,122.02*** | \$2500.00 | 7.1.1(A) | |
| 44.738 Mbps 3 Yr | \$1,213.20**** | \$2500.00 | 7.1.1(A) | (C) |
| 44.738 Mbps 3 Yr | \$1,290.80 (I) | \$2500.00 | 7.1.1(A) | |
| 44.738 Mbps 5 Yr | \$826.19** | \$2500.00 | 7.1.1(A) | |
| 44.738 Mbps 5 Yr | \$997.34*** | \$2500.00 | 7.1.1(A) | |
| 44.738 Mbps 5 Yr | \$1,078.40**** | \$2500.00 | 7.1.1(A) | (C) |
| 44.738 Mbps 5 Yr | \$1,147.38 (I) | \$2500.00 | 7.1.1(A) | (C) |

* The Channel Termination rate includes non-chargeable Channel Interfaces as set forth in Section 7.1.4 preceding.

** Reinstates the currently effective term plan rates which are grandfathered for existing customers as of July 1, 2005.

*** The currently effective term plan rates are grandfathered for existing customers as of August 12, 2006.

**** The currently effective term plan rates are grandfathered for existing customers as of June 30, 2007. (N)

ACCESS SERVICE

12. Rates and Charges (Cont'd)

12.2 Harrisonville Telephone Company (Cont'd)

12.2.3 Special Access Service (Cont'd)

| | <u>Monthly Rates</u> | <u>Non Recurring Charges</u> | <u>Tariff Section Reference</u> | |
|---|----------------------|------------------------------|---------------------------------|-----|
| (D) <u>High Capacity</u> (Cont'd) | | | | |
| (2) <u>Channel Mileage Facility</u> per mile | | | | |
| 256 Kbps | \$6.25(I) | None | 7.1.1(B)(1) | |
| 384 Kbps | \$8.13(I) | None | 7.1.1(B)(1) | |
| 512 Kbps | \$10.04(I) | None | 7.1.1(B)(1) | |
| 1.544 Mbps | \$10.96(I) | None | 7.1.1(B)(1) | |
| 1.544 Mbps 1 Yr | \$6.83*** | None | 7.1.1(B)(1) | |
| 1.544 Mbps 1 Yr | \$7.46**** | None | 7.1.1(B)(1) | (C) |
| 1.544 Mbps 1 Yr | \$10.40 (I) | None | 7.1.1(B)(1) | |
| 1.544 Mbps 3 Yr | \$5.70** | None | 7.1.1(B)(1) | |
| 1.544 Mbps 3 Yr | \$6.48*** | None | 7.1.1(B)(1) | |
| 1.544 Mbps 3 Yr | \$7.07**** | None | 7.1.1(B)(1) | (C) |
| 1.544 Mbps 3 Yr | \$9.86 (I) | None | 7.1.1(B)(1) | |
| 1.544 Mbps 5 Yr | \$5.06** | None | 7.1.1(B)(1) | |
| 1.544 Mbps 5 Yr | \$5.75*** | None | 7.1.1(B)(1) | |
| 1.544 Mbps 5 Yr | \$6.28**** | None | 7.1.1(B)(1) | (C) |
| 1.544 Mbps 5 Yr | \$8.76 (I) | None | 7.1.1(B)(1) | |
| 44.738 Mbps | \$75.43(I) | None | 7.1.1(B)(1) | |
| 44.738 Mbps 1 Yr | \$47.07*** | None | 7.1.1(B)(1) | |
| 44.738 Mbps 1 Yr | \$51.36**** | None | 7.1.1(B)(1) | (C) |
| 44.738 Mbps 1 Yr | \$71.65 (I) | None | 7.1.1(B)(1) | |
| 44.738 Mbps 3 Yr | \$39.21** | None | 7.1.1(B)(1) | |
| 44.738 Mbps 3 Yr | \$44.59*** | None | 7.1.1(B)(1) | |
| 44.738 Mbps 3 Yr | \$48.66**** | None | 7.1.1(B)(1) | (C) |
| 44.738 Mbps 3 Yr | \$67.88 (I) | None | 7.1.1(B)(1) | |
| 44.738 Mbps 5 Yr | \$34.86** | None | 7.1.1(B)(1) | |
| 44.738 Mbps 5 Yr | \$39.64*** | None | 7.1.1(B)(1) | |
| 44.738 Mbps 5 Yr | \$43.25**** | None | 7.1.1(B)(1) | (C) |
| 44.738 Mbps 5 Yr | \$60.33 (I) | None | 7.1.1(B)(1) | |

** Reinstates the currently effective term plan rates which are grandfathered for existing customers as of July 1, 2005.

*** The currently effective term plan rates are grandfathered for existing customers as of August 12, 2006.

**** The currently effective term plan rates are grandfathered for existing customers as of June 30, 2007.

(N)

ACCESS SERVICE

12. Rates and Charges (Cont'd)

12.2 Harrisonville Telephone Company (Cont'd)

12.2.3 Special Access Service (Cont'd)

| | <u>Monthly Rates</u> | <u>Non Recurring Charges</u> | <u>Tariff Section Reference</u> | |
|---|--------------------------|--------------------------------------|---|-----|
| (D) <u>High Capacity</u> (Cont'd) | | | | |
| (3) <u>Channel Mileage Termination</u> per termination | | | | |
| 256 Kbps | \$13.61 (I) | None | 7.1.1(B)(2) | |
| 384 Kbps | \$16.00 (I) | None | 7.1.1(B)(2) | |
| 512 Kbps | \$18.41 (I) | None | 7.1.1(B)(2) | |
| 1.544 Mbps | \$19.07 (I) | None | 7.1.1(B)(2) | |
| 1.544 Mbps 1 Yr | \$13.66* | None | 7.1.1(B)(2) | |
| 1.544 Mbps 1 Yr | \$15.05**** | None | 7.1.1(B)(2) | (C) |
| 1.544 Mbps 1 Yr | \$18.12 (I) | None | 7.1.1(B)(2) | |
| 1.544 Mbps 3 Yr | \$12.94* | None | 7.1.1(B)(2) | |
| 1.544 Mbps 3 Yr | \$14.26**** | None | 7.1.1(B)(2) | (C) |
| 1.544 Mbps 3 Yr | \$17.17 (I) | None | 7.1.1(B)(2) | |
| 1.544 Mbps 5 Yr | \$11.49* | None | 7.1.1(B)(2) | |
| 1.544 Mbps 5 Yr | \$12.67**** | None | 7.1.1(B)(2) | (C) |
| 1.544 Mbps 5 Yr | \$15.26 (I) | None | 7.1.1(B)(2) | |
| 44.738 Mbps | \$106.23 (I) | None | 7.1.1(B)(2) | |
| 44.738 Mbps 1 Yr | \$76.03* | None | 7.1.1(B)(2) | |
| 44.738 Mbps 1 Yr | \$83.83**** | None | 7.1.1(B)(2) | (C) |
| 44.738 Mbps 1 Yr | \$100.92 (I) | None | 7.1.1(B)(2) | |
| 44.738 Mbps 3 Yr | \$72.03* | None | 7.1.1(B)(2) | |
| 44.738 Mbps 3 Yr | \$79.41**** | None | 7.1.1(B)(2) | (C) |
| 44.738 Mbps 3 Yr | \$95.60 (I) | None | 7.1.1(B)(2) | |
| 44.738 Mbps 5 Yr | \$64.03* | None | 7.1.1(B)(2) | |
| 44.738 Mbps 5 Yr | \$70.59**** | None | 7.1.1(B)(2) | (C) |
| 44.738 Mbps 5 Yr | \$84.98 (I) | None | 7.1.1(B)(2) | |

*** The currently effective term plan rates are grandfathered for existing customers as of August 12, 2006.

**** The currently effective term plan rates are grandfathered for existing customers as of June 30, 2007. (N)

ACCESS SERVICE

12. Rates and Charges (Cont'd)

12.2 Rates and Charges (Cont'd)

12.2.3 Special Access Service (Cont'd)

| | Monthly Rates | Non Recurring Charges | Tariff Section Reference |
|--|---------------|-----------------------|--------------------------|
| (D) <u>High Capacity</u> (Cont'd) | | | |
| (4) <u>Optional Features & Functions</u> | | | |
| - Digital Data Bridging | | | |
| Per Port | \$ 7.85 | None | 7.1.1(C) |
| (E) <u>Special Access Surcharge</u> | | | |
| Per Voice Grade Equivalent | \$25.00 | None | 7.4.4 |
| | Monthly Rates | Daily Rates** | Non Recurring Charges |
| (F) <u>Program Audio</u> | | | Tariff Section Reference |
| (1) <u>Channel Termination</u> | | | |
| per termination* | \$ 41.64 | \$ 4.35 | \$ 75.00 |
| (2) <u>Channel Mileage Facility</u> | | | |
| per mile | \$ 7.89 | None | None |
| (3) <u>Channel Mileage Termination</u> | | | |
| per termination | \$ 54.54 | \$ 5.69 | None |

(T)

* The Channel Termination rate includes non-chargeable Channel Interfaces as set forth in section 7.1.4, preceding.

** Daily rates apply only to Program Audio Services

ACCESS SERVICE

12. Rates and Charges (Cont'd)

12.2 Harrisonville Telephone Company (Cont'd)

12.2.3 Special Access Service (Cont'd)

| | <u>Monthly Rates</u> | <u>Non Recurring Charges</u> | <u>Tariff Section Reference</u> | |
|---|--------------------------|--------------------------------------|---|-----|
| (I) <u>Optical Carrier Network (OCN) Point-to-Point Service</u> <u>Service Level – 155.52 Mbps</u> | | | | |
| (1) <u>Local Distribution Channel</u> Per termination | | | | |
| OC-3/OC-3c | \$1,476.97 (I) | \$3,500.00 | 7.2.6(A)(1) | |
| OC-3/OC-3c – 5 year | \$1,110.54**** | \$3,500.00 | 7.2.6(A)(1) | |
| OC-3/OC-3c – 5 year | \$1,181.57 (I) | \$3,500.00 | 7.2.6(A)(1) | (C) |
| (1) <u>Channel Mileage Termination</u> | | | | |
| OC-3/OC-3c | \$174.13 (I) | None | 7.2.6(A)(2) | |
| OC-3/OC-3c – 5 Year | \$115.71**** | None | 7.2.6(A)(2) | |
| OC-3/OC03c – 5 Year | \$139.31 (I) | None | 7.2.6(A)(2) | (C) |
| (2) <u>Channel Mileage</u> Per mile | | | | |
| OC-3/OC-3c | \$286.36 (I) | None | 7.2.6(A)(2) | |
| OC-3/OC-3c – 5 Year | \$164.22**** | None | 7.2.6(A)(2) | |
| OC-3/OC-3c – 5 Year | \$229.10 (I) | None | 7.2.6(A)(2) | (C) |
| (3) <u>Optional Features and Functions</u> | | | | |
| (a) <u>Customer Node</u> Per node | | | | |
| OC-3/OC-3c | \$581.70 (I) | None | 7.2.6(B)(1) | |
| (b) <u>Customer Port</u> Per Port | | | | |
| OC-3/OC-3c | \$174.13 (I) | None | 7.2.6(B)(2) | |
| (c) <u>Add/Drop Multiplexing</u> | | | | |
| OC-3/OC-3c | \$174.13 (I) | None | 7.2.6(B)(3) | |

**** The currently effective term plan rates are grandfathered for existing customers as of June 30, 2007. (N)

ACCESS SERVICE

12. Rates and Charges (Cont'd)

12.2 Harrisonville Telephone Company (Cont'd)

12.2.3 Special Access Service (Cont'd)

(J) Ethernet Transport Service (ETS)

(1) ETS Channel Terminations

| <u>Per Termination</u> | <u>Monthly Rate</u> | <u>Nonrecurring Charge</u> | |
|------------------------|-------------------------|--------------------------------|-----|
| - 5 Mbps | \$ 223.00 | N/A | |
| - 10 Mbps | \$ 281.00 | N/A | (R) |
| - 20 Mbps | \$ 318.00 | N/A | |
| - 30 Mbps | \$ 332.00 | N/A | |
| - 40 Mbps | \$ 345.00 | N/A | |
| - 50 Mbps | \$ 359.00 | N/A | |
| - 100 Mbps | \$ 376.00 | N/A | |
| - 200 Mbps | \$ 612.00 | N/A | |
| - 250 Mbps | \$ 673.00 | N/A | |
| - 300 Mbps | \$ 741.00 | N/A | |
| - 400 Mbps | \$ 819.00 | N/A | |
| - 500 Mbps | \$ 857.00 | N/A | (R) |
| - 1 Gbps | \$1,050.00 | N/A | (I) |

(2) Prime CoS ETS Channel Terminations

| <u>Per Termination</u> | <u>Monthly Rate</u> | <u>Nonrecurring Charge</u> |
|------------------------|-------------------------|--------------------------------|
| - 5 Mbps | \$ 256.00 | N/A |
| - 10 Mbps | \$ 317.00 | N/A |
| - 20 Mbps | \$ 490.00 | N/A |
| - 30 Mbps | \$ 564.00 | N/A |
| - 40 Mbps | \$ 648.00 | N/A |
| - 50 Mbps | \$ 735.00 | N/A |
| - 100 Mbps | \$ 1,176.00 | N/A |
| - 200 Mbps | \$ 1,176.00 | N/A |
| - 250 Mbps | \$ 1,176.00 | N/A |
| - 300 Mbps | \$ 1,176.00 | N/A |
| - 400 Mbps | \$ 1,176.00 | N/A |
| - 500 Mbps | \$ 1,176.00 | N/A |
| - 1 Gbps | \$ 1,176.00 | N/A |

ACCESS SERVICE

12. Rates and Charges (Cont'd)

12.2 Harrisonville Telephone Company (Cont'd)

12.2.3 Special Access Service (Cont'd)

(J) Ethernet Transport Service (ETS) (Cont'd)

| <u>(2) Ports</u> | <u>Monthly Rate</u> | <u>Nonrecurring Charge</u> |
|-------------------------------|-------------------------|--------------------------------|
| <u>Per ETS Port</u> | | |
| - 5 Mbps | \$ 103.00 | \$ 1,250.00 |
| - 10 Mbps | \$ 121.00 | (R) \$ 1,250.00 |
| - 20 Mbps | \$ 135.00 | \$ 1,250.00 |
| - 30 Mbps | \$ 138.00 | \$ 1,250.00 |
| - 40 Mbps | \$ 141.00 | \$ 1,250.00 |
| - 50 Mbps | \$ 143.00 | \$ 1,250.00 |
| - 100 Mbps | \$ 156.00 | \$ 1,250.00 |
| - 200 Mbps | \$ 263.00 | \$ 1,250.00 |
| - 250 Mbps | \$ 289.00 | \$ 1,250.00 |
| - 300 Mbps | \$ 317.00 | \$ 1,250.00 |
| - 400 Mbps | \$ 349.00 | \$ 1,250.00 |
| - 500 Mbps | \$ 368.00 | \$ 1,250.00 |
| - 1 Gbps | \$ 450.00 | (R) \$ 1,250.00 |
| <u>Per ETS Prime CoS Port</u> | | |
| - 5 Mbps | \$ 123.00 | \$ 1,250.00 |
| - 10 Mbps | \$ 222.00 | \$ 1,250.00 |
| - 20 Mbps | \$ 229.00 | \$ 1,250.00 |
| - 30 Mbps | \$ 263.00 | \$ 1,250.00 |
| - 40 Mbps | \$ 302.00 | \$ 1,250.00 |
| - 50 Mbps | \$ 334.00 | \$ 1,250.00 |
| - 100 Mbps | \$ 397.00 | \$ 1,250.00 |
| - 200 Mbps | \$ 523.00 | \$ 1,250.00 |
| - 250 Mbps | \$ 586.00 | \$ 1,250.00 |
| - 300 Mbps | \$ 649.00 | \$ 1,250.00 |
| - 400 Mbps | \$ 775.00 | \$ 1,250.00 |
| - 500 Mbps | \$ 901.00 | \$ 1,250.00 |
| - 1 Gbps | \$ 1,551.00 | \$ 1,250.00 |

ACCESS SERVICE

12. Rates and Charges (Cont'd)

12.2 Harrisonville Telephone Company (Cont'd)

12.2.3 Special Access Service (Cont'd)

(J) Ethernet Transport Service (ETS) (Cont'd)

| | <u>Monthly Rate</u> | <u>Nonrecurring Charge</u> | |
|--|-------------------------|--------------------------------|-----|
| (3) <u>ETS Ethernet Virtual Connections (EVCs)</u> | | | |
| <u>Per Intraswitch ETS EVC</u> | | | |
| - 5 Mbps | \$ 0.00 | N/A | |
| - 10 Mbps | \$ 0.00 | N/A | |
| - 20 Mbps | \$ 0.00 | N/A | |
| - 30 Mbps | \$ 0.00 | N/A | |
| - 40 Mbps | \$ 0.00 | N/A | (N) |
| - 50 Mbps | \$ 0.00 | N/A | (N) |
| - 100 Mbps | \$ 0.00 | N/A | |
| - 200 Mbps | \$ 0.00 | N/A | (N) |
| - 250 Mbps | \$ 0.00 | N/A | |
| - 300 Mbps | \$ 0.00 | N/A | (N) |
| - 400 Mbps | \$ 0.00 | N/A | (N) |
| - 500 Mbps | \$ 0.00 | N/A | |
| - 1 Gbps | \$ 0.00 | N/A | |
| <u>Per Prime CoS Intraswitch ETS EVC</u> | | | |
| - 5 Mbps | \$ 0.00 | N/A | (N) |
| - 10 Mbps | \$ 0.00 | N/A | |
| - 20 Mbps | \$ 0.00 | N/A | |
| - 30 Mbps | \$ 0.00 | N/A | |
| - 40 Mbps | \$ 0.00 | N/A | |
| - 50 Mbps | \$ 0.00 | N/A | |
| - 100 Mbps | \$ 0.00 | N/A | |
| - 200 Mbps | \$ 0.00 | N/A | |
| - 250 Mbps | \$ 0.00 | N/A | |
| - 300 Mbps | \$ 0.00 | N/A | |
| - 400 Mbps | \$ 0.00 | N/A | |
| - 500 Mbps | \$ 0.00 | N/A | |
| - 1 Gbps | \$ 0.00 | N/A | (N) |

ACCESS SERVICE

12. Rates and Charges (Cont'd)

12.2 Harrisonville Telephone Company (Cont'd)

12.2.3 Special Access Service (Cont'd)

(J) Ethernet Transport Service (ETS) (Cont'd)

| | <u>Monthly Rate</u> | <u>Nonrecurring Charge</u> | |
|---|-------------------------|--------------------------------|-----|
| (4) <u>ETS Extended Ethernet Virtual Connections (E-EVCs)</u> | | | |
| <u>Per ETS E-EVC</u> | | | |
| - 5 Mbps | \$ 103.00 | N/A | |
| - 10 Mbps | \$ 121.00 | N/A | (R) |
| - 20 Mbps | \$ 135.00 | N/A | |
| - 30 Mbps | \$ 138.00 | N/A | |
| - 40 Mbps | \$ 141.00 | N/A | |
| - 50 Mbps | \$ 143.00 | N/A | |
| - 100 Mbps | \$ 156.00 | N/A | |
| - 200 Mbps | \$ 263.00 | N/A | |
| - 250 Mbps | \$ 289.00 | N/A | |
| - 300 Mbps | \$ 317.00 | N/A | |
| - 400 Mbps | \$ 349.00 | N/A | |
| - 500 Mbps | \$ 268.00 | N/A | |
| - 1 Gbps | \$ 450.00 | N/A | (R) |

Per Prime CoS ETS E-EVC

| | | |
|------------|-------------|-----|
| - 5 Mbps | \$ 123.00 | N/A |
| - 10 Mbps | \$ 222.00 | N/A |
| - 20 Mbps | \$ 229.00 | N/A |
| - 30 Mbps | \$ 263.00 | N/A |
| - 40 Mbps | \$ 302.00 | N/A |
| - 50 Mbps | \$ 334.00 | N/A |
| - 100 Mbps | \$ 397.00 | N/A |
| - 200 Mbps | \$ 523.00 | N/A |
| - 250 Mbps | \$ 586.00 | N/A |
| - 300 Mbps | \$ 649.00 | N/A |
| - 400 Mbps | \$ 775.00 | N/A |
| - 500 Mbps | \$ 901.00 | N/A |
| - 1 Gbps | \$ 1,551.00 | N/A |

(5) ETS Term Discount Plan

| <u>Term Commitment</u> | <u>Percentage</u> | | |
|------------------------|-------------------|--------|-----|
| 12 months | 10% | | |
| 36 months | 20% | 50% | (C) |
| 60 months | 30% | Waived | (C) |

ACCESS SERVICE

12. **Rates and Charges** (Cont'd)

12.2 **Rates and Charges** (Cont'd)

12.2.4 **Billing and Collection Service**

| | <u>Rates</u> | <u>Tariff Section Reference</u> |
|--|--------------|---|
| (A) Recording, per customer message | \$.0459 | 8.1.1(A) |
| (B) Assembling/Editing, per customer message | ICB | 8.1.1(B) |
| (C) Provision of Message Detail, per message | ICB | 8.1.1(C) |
| (D) Magnetic Tape, per tape | \$16.61 | 8.1.1(C) and 8.2.1(E) |
| (E) Rating Service, per message | \$.0127 | 8.2.1(A) |
| (F) Bill Processing Svc., per message | \$.0436 | 8.2.1(B) |
| (G) Special Billing Service, per bill | \$23.61 | 8.2.1(C) |
| (H) Data Transmission, per message | \$.0080 | 8.2.1(D) |
| (I) Provision of Sample Message Date, per record processed | \$.0155 | 8.2.1(E) |

ACCESS SERVICE

12. **Rates and Charges** (Cont'd)

12.2 **Rates and Charges** (Cont'd)

12.2.4 **Billing and Collection Service** (Cont'd)

| | <u>Rates</u> | <u>Tariff Section Reference</u> |
|--|--------------|---|
| (J) Program Development | | |
| - Basic per hour | \$54.85 | 8.2.1(F) |
| - Premium per hour | \$76.07 | 8.2.1(F) |
| (K) Message Billed Service, in which one or more messages or message service related rate elements are billed, per bill rendered to a customer end user account per month | \$0.78 | 8.2.1(G) |

ACCESS SERVICE

12. **Rates and Charges** (Cont'd)

12.2 Rates and Charges (Cont'd)

12.2.5 Miscellaneous Services

| | <u>Basic time, scheduled working hours</u> | <u>Overtime, outside scheduled working hours</u> | <u>Tariff Section Reference</u> |
|--|--|--|---|
| (A) <u>Additional Engineering Periods</u> | | | |
| Per engineer, 1/2 hour or fraction thereof, | \$40.00 | \$60.00 | 9.1 |
| (B) <u>Additional Labor</u> | | | |
| Per technician, 1/2 hour or fraction thereof, | \$20.00 | \$30.00 | 9.2 |
| (C) <u>Maintenance of Service</u> | | | |
| Per technician, 1/2 hour or fraction thereof, | \$20.00 | \$30.00 | 9.3 |
| (D) <u>Programming Services</u> | | | |
| Per programmer, 1/2 hour or fraction thereof, | \$45.00 | \$67.50 | 9.3 |

ACCESS SERVICE

12. Rates and Charges (Cont'd)

12.2 Rates and Charges (Cont'd)

12.2.5 Miscellaneous Services (Cont'd)

| | <u>Per Line Per Request</u> | <u>Tariff Section Reference</u> |
|---|---------------------------------|---|
| (E) <u>Presubscription</u> | \$ 5.00 | 9.3.3 |
| (F) <u>Blocking Services</u> | | 9.3.5 |
| (1) Reserved for Future Use | NA | |
| (2) <u>900 Blocking Service</u> | | |
| a. Blocking | | |
| 1st Request | \$ 0.00 | |
| Each Request Thereafter | \$ 0.00 | |
| b. Unblocking | | |
| 1st Request | \$ 0.00 | |
| Each Request Thereafter | \$ 0.00 | |
| (G) <u>Billing Name and Address Information</u> | | 9.3.6 |
| | <u>Per BTN</u> | |
| Per Request Incidence | \$ 0.80 | |

ACCESS SERVICE

12. Rates and Charges (Cont'd)

12.2 Rates and Charges (Cont'd)

12.2.5 Miscellaneous Services (Cont'd)

| | | <u>Tariff Section Reference</u> |
|-----|---|---|
| | <u>Nonrecurring Rate</u> | |
| (H) | Originating Line Screening (OLS) Service/ Flex ANI Service | |
| | - Per exchange access line | \$7.95 6.3.6 |

ACCESS SERVICE

12. **Rates and Charges** (Cont'd)

12.2 Rates and Charges (Cont'd)

12.2.6 Special Federal Government Access Services Offerings

(A) Voice Grade Special Access Service

The provision of T-3 and G conditioned services contemplates station and tandem switching operations, using customer provided equipment, as well as Special Access Service. In addition to the rates and charges shown below, appropriate channel termination and mileage rates and charges for narrowband or voice grade services, where required, apply as set forth in section 12.1.3 preceding.

| <u>Voice Grade Secure Communications</u> | <u>Monthly Rates</u> | <u>Non Recurring Charges</u> |
|--|-----------------------------|------------------------------|
| Type I, each T-3 Conditioning, | ICB rates and charges apply | |
| Additional Conditioning, per service termination | ICB rates and charges apply | |
| Type II, each G-1 Conditioning, per service termination | ICB rates and charges apply | |
| Type III, each G-2 Conditioning, per service termination | ICB rates and charges apply | |
| Type IV, each G-3 Conditioning, per service termination | ICB rates and charges apply | |

ACCESS SERVICE

12. **Rates and Charges** (Cont'd)

12.2 Rates and Charges (Cont'd)

12.2.6 Special Federal Government Access Services Offerings (Cont'd)

(B) Special Routing Access Service

The following rates and charges are in addition to all other rates and charges that may be applicable for other services that may be furnished under the provisions of this tariff to operate in conjunction with this service.

| | <u>Recurring Charges</u> | <u>Non Recurring Charges</u> |
|---|------------------------------|----------------------------------|
| (1) Special Routing Access Service Area Plan-Setup and Removal, Per End Office or Tandem Office Switching System. (Note 1) (Note 2) | - | ICB |
| (2) Special Routing Access Service Trunk Group Setup and Removal, Per End Office Switching System, Per Occurrence (Note 1) (Note 2) | - | ICB |

(Note 1) The service setups will only be activated in offices that are specifically negotiated by the customer with the Telephone Company and are mutually agreeable between both parties.

(Note 2) End Offices will be updated for activation and/or deactivation annually.

ACCESS SERVICE

12. **Rates and Charges** (Cont'd)

12.2 Rates and Charges (Cont'd)

12.2.6 Special Federal Government Access Services Offerings (Cont'd)

(B) Special Routing Access (Cont'd)

| | | <u>Recurring Charges</u> | <u>Non Recurring Charges</u> |
|-----|---|------------------------------|----------------------------------|
| (3) | Activation or Deactivation, of Special Routing Access Service, Per End Office or Tandem Office Switching System, Per Occurrence | - | ICB |
| (4) | Special Routing Access Service Trunk Usage, When Activated, Per Trunk, Per Initial Activation Hour | ICB* | - |
| (5) | Special Routing Access Service Trunk Usage, When Activated, Per Trunk, Per Subsequent One-half Hour | ICB* | - |
| (6) | Special Routing Access Service Maintenance and Administration, Per End Office or Tandem Office Switching System, Per Month | ICB | - |

* This rate is in addition to Trunk Side Premium Access Service rates, as set forth in section 12.1.2 preceding, which apply on an ongoing basis whether SRAS is activated or not.

ACCESS SERVICE

12. **Rates and Charges** (Cont'd)

12.2 Rates and Charges (Cont'd)

12.2.6 Special Federal Government Access Services Offerings (Cont'd)

(C) Telecommunications Service Priority (TSP) System

The following rates and charges are in addition to all other rates and charges that may be applicable for other services that may be furnished under the provisions of this tariff which operate in conjunction with the TSP System.

| | <u>Monthly Rates</u> | <u>Non Recurring Charges</u> |
|--|--------------------------|----------------------------------|
| (1) Priority Installation (PI) of an Access Service - Invocation Includes System Development, Verification, Confirmation and Preemption* | | |
| Prime Service Vendor | - | ICB |
| Subcontractor | - | ICB |

(a) Expedited (Emergency or Essential) Regulations, rates and charges are the same as those set forth for the Switched or Special Access Service for which PI is required.

* When an Access Service is ordered with both PI and PR, the associated nonrecurring charge for PR applies.

ACCESS SERVICE

12. **Rates and Charges** (Cont'd)

12.2 **Rates and Charges** (Cont'd)

12.2.6 **Special Federal Government Access Services Offerings** (Cont'd)

(C) **Telecommunications Service Priority (TSP) System**
(Cont'd)

(1) (Cont'd)

| Monthly <u>Rates</u> | Non Recurring <u>Charges</u> |
|-------------------------|---------------------------------|
|-------------------------|---------------------------------|

(b) Utilizing Specially
Constructed
Facilities

Regulations, rates and charges are the same as those set forth in Section 10 for Special Construction of the facilities for Switched Access Service for which PI is required.

ACCESS SERVICE

12. **Rates and Charges** (Cont'd)

12.2 Rates and Charges (Cont'd)

12.2.6 Special Federal Government Access Services Offerings (Cont'd)

(C) Telecommunications Service Priority (TSP) System
(Cont'd)

| | <u>Monthly Rates</u> | <u>Non Recurring Charges</u> |
|--|--------------------------|----------------------------------|
| (2) Priority Restoration (PR) Level Implementation on an Access Service | | |
| (a) When PR level is implemented - includes System Development Verification and Confirmation* | | |
| Prime Service Vendor | - | ICB |
| Subcontractor | - | ICB |
| (b) When the PR level is changed on an associated working Access Service - includes Verification and Confirmation | | |
| Prime Service Vendor | - | ICB |
| Subcontractor | - | ICB |

* When an Access Service is ordered with both PI and PR, the associated nonrecurring charge for PR applies.

ACCESS SERVICE

12. Rates and Charges (Cont'd)

12.2 Rates and Charges (Cont'd)

12.2.6 Special Federal Government Access Services Offerings (Cont'd)

(C) Telecommunications Service Priority (TSP) System
(Cont'd)

| | <u>Monthly Rates</u> | <u>Non Recurring Charges</u> |
|---|--------------------------|----------------------------------|
| (2) (Cont'd) | | |
| (c) Administrative and maintenance of PR Service - includes Reconciliation and Preemption | | |
| Prime Service Vendor | ICB | - |
| Subcontractor | ICB | - |

* When an Access Service is ordered with both PI and PR, the associated nonrecurring charge for PR applies.

ACCESS SERVICE

13. **Special Federal Government Access Services**

13.1 General

This section covers Access Services that are provided to a customer for use only by agencies or branches of the Federal Government and other users authorized by the Federal Government. Services provided to state emergency operations centers are included. These services provide for command and control communications, including communications for national security, emergency preparedness and presidential requirements. They are required to assure continuity of Government in emergency and crisis situations and to provide for national security. In addition, this section covers the Telecommunications Service Priority (TSP) System service and procedures as set forth in section 13.8.1(D) since it is administered by the Federal Government.

Services for command and control communications and for national security and emergency preparedness may sometimes be provided under non-emergency conditions for a short duration to determine network assurance. However, the Telephone Company reserves the right to limit or to decline participation in these non-emergency condition requests for service.

13.2 Emergency Conditions

These services will be provided on the date requested or as soon as possible thereafter when the emergency falls into one of the following categories:

- (A) State of crisis declared by the National Command Authorities (includes commitments made to the National Communications System in the "National Plan for Emergencies and Major Disasters").
- (B) Efforts to protect endangered U.S. personnel or property both in the U.S. and abroad. (Includes space vehicle recovery and protection efforts.).
- (C) Communications requirements resulting from hostile action, a major disaster or a major civil disturbance.

ACCESS SERVICE

13. **Special Federal Government Access Services** (Cont'd)

13.2 Emergency Conditions (Cont'd)

- (D) The director (Cabinet level) of a Federal department, Commander of a Unified/Specified Command, or head of a military department has certified that a communications requirement is so critical to the protection of life and property or to the National Defense that it must be processed immediately.
- (E) Political unrest in foreign countries which affect the national interest.
- (F) Presidential service.

13.3 Intervals to Provide Service

The services provided under the provisions of this section of the tariff are provided on an individual case basis.

13.4 Safeguarding of Service

13.4.1. Facility Availability

In order to insure communications during periods of emergency, the Telephone Company will, within the limits of good management, make available the necessary facilities to restore service in the event of damage or to provide temporary emergency service as set forth in Sections 13.8.1.(D) and 12.2.6.(C), following.

In order to meet the requirements of agencies or branches of the Federal Government, the Telephone Company may utilize government-owned facilities, when necessary to provide service.

ACCESS SERVICE

13. **Special Federal Government Access Services** (Cont'd)

13.5 Federal Government Regulations

In accordance with Federal Government Regulations, all service provided to the Federal Government will be billed in arrears. However, this provision does not apply to other customers that obtain services under the provisions of this tariff to provide their services to the Federal Government.

13.6 Mileage Application

Mileage, when used for rate application between two customer designated premises, shall be determined by the V and H Coordinates Method as set forth in the NATIONAL EXCHANGE CARRIER ASSOCIATION, INC. TARIFF F.C.C. NO. 4 for WIRE CENTER INFORMATION (V and H coordinates).

13.7 Move Charges

When service is moved to a different building, the nonrecurring charge applies; when moved to a new location in the same building, a charge of one-half the nonrecurring charge applies.

13.8 Service Offerings to the Federal Government

The following unique services are provided to a customer for use only by agencies or branches of the Federal Government, other authorized users and state emergency operations center. The rates and charges for services shall be developed on an individual case basis and shall be consistent with the rates and charges for services offered in other sections of this tariff.

ACCESS SERVICE

13. **Special Federal Government Access Services** (Cont'd)

13.8 **Service Offerings to the Federal Government** (Cont'd)

13.8.1 **Type and Description**

(A) **Voice Grade Special Access Services**

(1) **Voice Grade Secure Communications Type I**

Approximate bandwidth of 10-50,000 Hertz.
Furnished for two-point secure communications on two-wire or four-wire metallic facilities between two customer premises. Services are conditioned as follows:

T-3 Conditioning - The absolute loss (referenced to 1 milliwatt) with respect to frequency shall not exceed:

15 dB at 10 Hz
13 dB at 100 Hz
9 dB at 1,000 Hz
20 dB at 10,000 Hz
30 dB at 50,000 Hz

Additional conditioning (available in one or two directions on four-wire facilities only) to provide the following characteristics:

The absolute loss (referenced to one milliwatt) with respect to frequency shall not exceed:

0 dB at 1,000 Hz
+ 1 dB between 1,000 Hz and 40,000 Hz
+ 2 dB between 10 Hz and 50,000 Hz
(+ means more loss)

ACCESS SERVICE

13. **Special Federal Government Access Services** (Cont'd)

13.8 **Service Offerings to the Federal Government** (Cont'd)

13.8.1 **Type and Description** (Cont'd)

(A) **Voice Grade Special Access Services** (Cont'd)

(1) **Voice Grade Secure Communications Type I**
(Cont'd)

The net loss of the conditioned service (with or without additional conditioning) shall not vary by more than four dB at 1,000 Hz from the levels specified above. Voice frequency signaling or supervisory tones can be transmitted.

(2) **Voice Grade Secure Communications Type II**

Approximate bandwidth 10-50,000 Hz. Furnished on four-wire metallic facilities for duplex operation for two-point secure communications between an IC premises on an End User's premises and an End User's premises. Services are conditioned as follows:

G-1 Conditioning - The absolute loss with respect to frequency and the net loss variation shall be the same as voice Grade Secure Communications Type I services without additional conditioning. Voice frequency signaling or supervisory tones can be transmitted.

ACCESS SERVICE

13. **Special Federal Government Access Services** (Cont'd)

13.8 Service Offerings to the Federal Government (Cont'd)

13.8.1 Type and Description (Cont'd)

(A) Voice Grade Special Access Services (Cont'd)

(3) Voice Grade Secure Communications Type III

Approximate bandwidth 10-50,000 Hz. Furnished on four-wire metallic facilities for duplex operation for two-point secure communications between a customer premises switch and a customer premises. Services are conditioned as follows:

G-2 conditioning - The absolute loss with respect to frequency and the net loss variation from the switch to an end user's premises shall be the same as Voice Grade Secure Communications Type I services without additional conditioning; from an end user's premises to the switch shall be the same as Voice Grade Secure Communications Type I services with additional conditioning. Voice frequency signaling or supervisory tones can be transmitted.

(4) Voice Grade Secure Communications Type IV

Approximate bandwidth 10-50,000 Hz. Furnished on four-wire metallic facilities for duplex operation for two-point secure communications between two customer premises switches. Services are conditioned as follows:

G-3 Conditioning - The absolute loss with respect to frequency and the net loss variation shall be the same in both directions of transmission as Voice Grade Secure Communications Type I services with additional conditioning. Voice frequency signaling or supervisory tones can be transmitted.

ACCESS SERVICE

13. **Special Federal Government Access Services** (Cont'd)

13.8 Service Offerings to the Federal Government (Cont'd)

13.8.1 Type and Description (Cont'd)

(B) Wideband Data Special Access Services

Service arrangements for secured communications to accommodate the transmission of binary digital baseband signals in a random polar format.

(1) Wideband Secure Communications Type I

For transmission at the rate of 18,750 bits per second.

(2) Wideband Secure Communications Type II

For transmission at the rate of 50,000 bits per second.

(3) Wideband Secure Communications Type III

To accommodate the transmission of restored polar two-level facsimile signals with a minimum signal element width of twenty microseconds at a rate of 50,000 bits per second.

To accommodate the transmission of binary digital baseband signals in a random polar format at the rate of 50,000 bits per second.

(C) Special Routing Access Service

Special Routing Access Service is a specialized service for use by carriers authorized to provide their service for an agency or branch of the Federal Government. This service provides the customer's end users the ability to originate and terminate calls to or from the customer's premises.

ACCESS SERVICE

13. **Special Federal Government Access Services** (Cont'd)

13.8 **Service Offerings to the Federal Government** (Cont'd)

13.8.1 **Type and Description** (Cont'd)

(C) **Special Routing Access Services** (Cont'd)

This service is an optional service which operates in conjunction with Trunk Side Premium Access Service furnished under other provisions of this tariff.

The Telephone Company will manually record Special Routing Access Service Active Mode Trunk Usage, and will bill the customer in accordance with these records. The hours for each trunk ordered will be summed and then rounded to the nearest half hour, except that when the initial activation total is less than one hour, one hour will be used to determine the charge.

(D) **Telecommunications Service Priority (TSP) System**

- (1) Priority installation and/or restoration of National Security Emergency Preparedness (NSEP) telecommunications services shall be provided in accordance with Part 64.401, Appendix A, of the Federal Communications Commission's (FCC's) Rules and Regulations.

In addition, TSP System service shall be provided in accordance with the guidelines set forth in "Telecommunications Service Priority (TSP) System for National Security Emergency Preparedness (NSEP) Service Vendor Handbook" (NCSH 3-1-2) dated July 9, 1990, and "Telecommunications Service Priority (TSP) System for National Security Emergency Preparedness (NSEP) Service User Manual"(NCSM 3-1-1).

ACCESS SERVICE

13. **Special Federal Government Access Services** (Cont'd)

13.8 **Service Offerings to the Federal Government** (Cont'd)

13.8.1 **Type and Description** (Cont'd)

(D) **Telecommunications Service Priority (TSP) System** (Cont'd)

(1) (Cont'd)

The TSP System is a service, developed to meet the requirements of the Federal Government, as specified in the Service Vendor's Handbook and Service User's Manual which provides the regulatory, administrative and operational framework for the priority installation and/or restoration of NSEP telecommunications services. These include both Switched and Special Access Services. The TSP System applies only to NSEP telecommunications services, and requires and authorizes priority action by the Telephone Company providing such services.

(2) The TSP System's applicability is limited to Access Services which the Telephone Company can discreetly identify for priority provisioning and/or restoration.

(3) Some of the elements required for the TSP System are included in other sections of this tariff as general service offerings. They have been referenced in this section to reflect the complete TSP System with appropriate references to those other sections of the tariff for regulations, rates and charges.

(4) The customer for TSP System Service also must be the same customer for the Access Service with which it is associated.

ACCESS SERVICE

13. **Special Federal Government Access Services** (Cont'd)

13.8 **Service Offerings to the Federal Government** (Cont'd)

13.8.1 **Type and Description** (Cont'd)

(D) **Telecommunications Service Priority (TSP) System**
(Cont'd)

- (5) Under certain conditions it may be necessary to interrupt one or more customer services with a lower or no restoration priority in order to install or restore NSEP telecommunications services(s) of a higher priority. If such interruption is necessary, and if circumstances permit, the Telephone Company will make reasonable effort to notify the interrupted service customer of the action to be taken. Credit allowance for such service interruption shall be made in accordance with the provisions set forth in section 2.4.3.
- (6) The customer, in obtaining TSP System service, acknowledges and consents to the provision of certain customer service record information by the Telephone Company to the Federal Government, as specified in the TSP Service Vendor Handbook, in order for the Government to maintain and administer its overall TSP System. This customer service record information will include only TSP Authorization Code and Telephone Company Circuit/Service ID.
- (7) When Priority Restoration Maintenance and Administration, as defined in the TSP Service Vendor Handbook, is discontinued (Revocation of Assigned Restoration Priority), and the associated Access Service is continued in service, the charge specified in section 12.2.6(C)(2)(c) will not apply for such a discontinuance.

ACCESS SERVICE

13. **Special Federal Government Access Services** (Cont'd)

13.8 **Service Offerings to the Federal Government** (Cont'd)

13.8.1 **Type and Description** (Cont'd)

(D) **Telecommunications Service Priority (TSP) System** (Cont'd)

- (8) Credit allowance for service interruption for Priority Restoration Maintenance and Administration shall be the same as for the Access Service with which it is associated as set forth in section 2.4.3 preceding.
- (9) Certain activities preformed by the Telephone Company in association with the TSP System are as follows:
 - (a) Priority Installation Invocation includes System Development, Verification, Confirmation and Preemption.
 - (b) Priority Restoration Level Implementation includes System Development, Verification and Confirmation.
 - (c) Priority Restoration Level Change includes Verification and Confirmation.
 - (d) Priority Restoration Maintenance and Administration includes Reconciliation and Preemption.
- (10) The customer, in obtaining a Priority Restoration, recognizes that quoting charges and obtaining permission to proceed with the installation or restoration of certain access Services will cause unnecessary delays. In subscribing to Priority Restoration service the customer recognizes this condition and grants the Telephone Company the right to quote charges after the restoration has been completed.

ACCESS SERVICE

13. **Special Federal Government Access Services** (Cont'd)

RESERVED FOR FUTURE USE