

# HTC TV NOW

## Here's how to use HTC TV Now.

Here are some tips to help you navigate through the HTC TV Now app on your Fire TV.

### How do I navigate the app and select what I want to watch?

To open the main menu, press **Menu** on the remote.

To navigate through the menus, use the **Directional Navigation** circle, which is the large raised circular button on the remote. You can press **up**, **down**, **left**, or **right** on the circle to move through any menu. Press the **Select** button in the center of the circle to select an item.

### I'm stuck in a menu. How do I go back?

Use the **Back** Arrow to go back one screen or option at a time.

### How do I change channels?

Press **Up** or **Down** on the **Directional Navigation** circle to change channels.

### How do I jump back to the last channel I was watching?

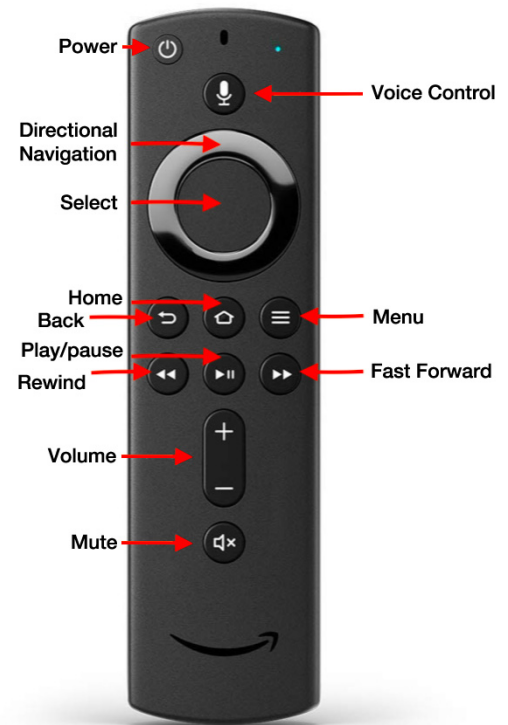
Open **Menu** -> Press **Left** or **Right** on the **Directional Navigation** circle until you highlight **Guide** -> Press **Down** to see a list of Recent Shows.

### How do I search for my favorite show or movie?

Open **Menu** -> Press left or right on the **Directional Navigation** circle until you highlight the **Search Icon** -> Press **Select**. Use the on-screen keyboard by highlighting each letter and pressing **Select** to spell the name of the show or movie. Then select **Next**.

### I accidentally exited the app. How do I find it again?

Press the **Home** key several times quickly. This will take you back to the main screen on the Fire TV. The HTC TV Now app should appear on this screen. Press **Down** on the **Directional Navigation** circle until you highlight the app, and press **Select** to launch the app.



### What does each remote button do?

**Power\***: Control power of your TV and soundbar.

**Voice Control\***: Available on some Fire TV devices. Search and navigate the HTC TV Now app with voice commands.

**Directional Navigation**: Press up, down, left or right on the circle to move through menus.

**Back**: Go back one screen.

**Home**: Go to the main home screen of the Fire TV. Exits the HTC TV Now app.

**Menu**: Open the main menu of the HTC TV Now app. The main menu shows the Guide, Shows, Movies, Profile, and Search menus.

**Rewind**: Rewind recordings or live TV.


**Play/pause**: Pause and resume recordings or live TV.

**Fast forward**: Fast forward recordings or live TV.

**Volume\***: Control TV volume.

**Mute\***: Mute audio.

\*Button only on some remote models.



## I'd like to know more about the menus.

To open the main menu, press the **Menu** button on the remote. The main menu has 5 options, which are displayed in the screen above and notated with numbers. Press **Left** or **Right** on the **Directional Navigation** circle to highlight your choice, then press **Select** to open the menu.

### 1. Guide

The **Guide** lists your channels with current and upcoming programming. You can select a channel to watch and setup recordings in this menu.

### 2. Movies

The **Movies** screen displays a list of your recorded movies, along with a list of upcoming movies you can set to record. You can also find movies to watch on-demand.

### 3. Shows

The **Shows** screen displays your recorded shows, along with a list of upcoming shows you can set to record. You can also find shows to watch on-demand.

### 4. Profile

The circle icon shows the current **Profile**. Access this profile menu to manage all your recordings, find your available DVR space, and set options such as Parental Controls.

### 5. Search

On the **Search** screen, you can search for live, on-demand, and upcoming shows and movies.


## How do I manage my recordings?

1. To access your recordings, press **Menu** -> then select **Shows** or **Movies**. Or select **Profile** (see above). This will bring up a list of your recordings.
2. If the recording is a movie or a single episode recording, you can delete or watch right away. If the recording is in a series, select **Manage Recording** at the top to display a list of episodes to watch or delete.

## I have more questions.

Visit us at [htc.net/support/tvnow](http://htc.net/support/tvnow) for more information.

Or give our friendly, local support a call at **618.939.6112**. We're happy to help!



Harrisonville Telephone Company  
213 S. Main St.  
Waterloo, IL 62298

618.939.6112  
[htc.net](http://htc.net)