



TV MADE BETTER

Welcome to your New TV

STAY CONNECTED

Harrisonsville Telephone Company
213 S. Main St.
Waterloo, IL 62298
618.939.6112
htc.net



Finally, TV Made for You

You did it! You got HTC TV Now. This field guide will show you how to get the most out of your brand new HTC TV Now experience including how to get going, browse, search, record, set parental controls and much more.



Access your favorite live, recorded and on demand shows, movies and sports by downloading the HTC TV Now app on iOS and Android smartphones and tablets, Amazon Fire TV, Apple TV, Android smart TVs and players (e.g., Nvidia Shield) or by visiting tvnow.htc.net on most web browsers.

Quick Tips for Getting Started

01

SIGN UP

In order to become a HTC TV Now customer, call us at 618.939.6112. Once you've signed up, we'll email you a link to create your password. If you forget your password, you can always reset it.

02

DOWNLOAD THE APP

Easily install the app from the App Store on Apple, Play Store on Android, or by searching for HTC TV Now on Fire TV. You can also visit tvnow.htc.net to watch HTC TV Now online. Sign into the app with your username and password.

03

FIND SOMETHING TO WATCH

We've organized HTC TV Now across Guide, Shows, Movies, Search and Profile screens. We've consolidated all of the different ways that you can watch your favorite content (live, on demand or recorded) so that you don't have to go to different places for the same thing.

Highlighted Features

FINALLY, TV MADE FOR YOU



24/7 Support

HTC is here to help. If you're ever experiencing any difficulty with HTC TV Now, don't hesitate to contact us at 618.939.6112, htcinfo@htc.net or htc.net/support/tvnow.



Parental Controls

Create a PIN from inside the HTC TV Now app to be able to enable parental controls. When on, the PIN must be entered each time mature content is played.



Personalization

Each member of the household should create a profile so that HTC TV Now can start giving you tailored recommendations and help you resume watching your favorite shows and movies.



Out of Home

You can watch your recordings and some of your channels even when you're on the go. You can also set recordings from your phone when you forgot to do it the night before.



Voice Control

For most of the ways that you can watch HTC TV Now on your TV, you'll have voice search and navigation built right into your remote. Try it out a few times to get used to it!



Universal Search

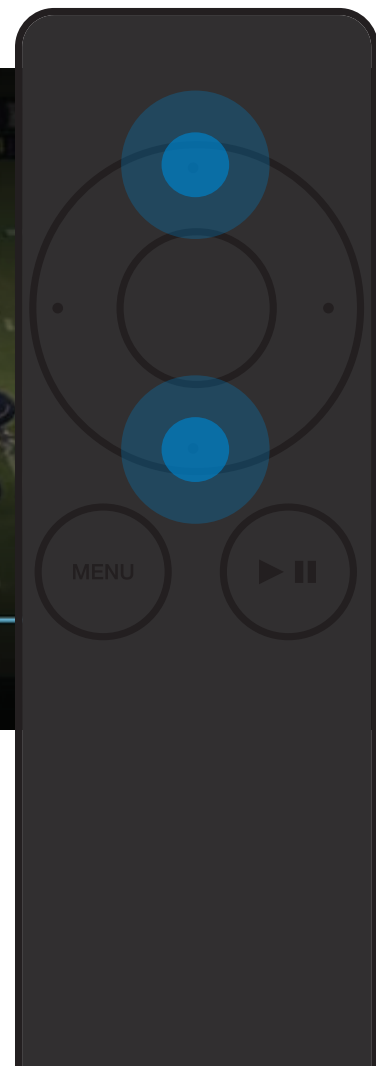
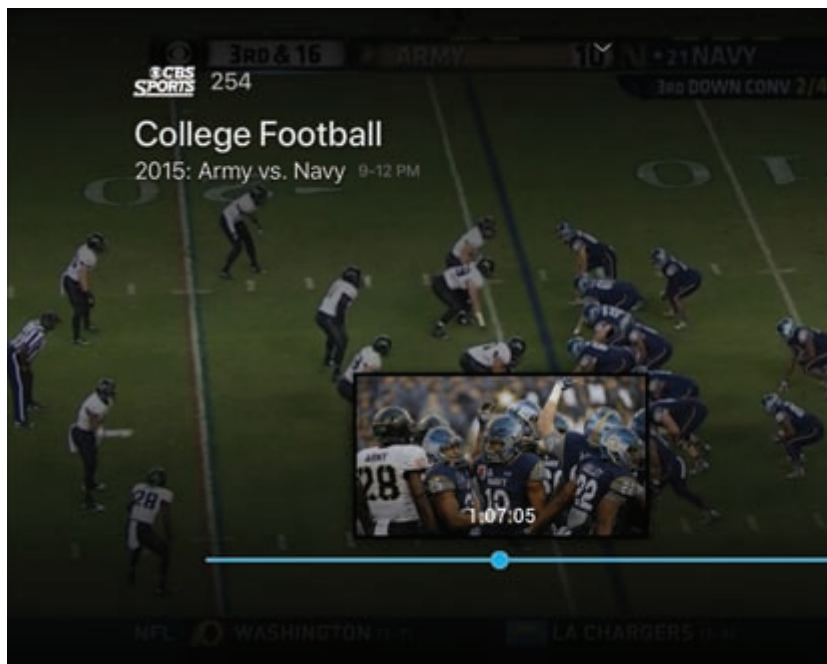
Are you already subscribed to a streaming service like Netflix or Amazon? From voice search to featured content, you'll start to see your content, regardless of what service it comes from, in one place.

Media Player & Remote

Play, pause, seek and change channels

When viewing the video player, you can open controls to play / pause, seek and more by pressing the “Select” button on your remote. This is how you will also enable closed captions and other accessibility settings.

Using the remote, you can [change channels](#) on your TV by either selecting the up / down buttons or by swiping left or right on Apple TV.



How To's

USE THE GUIDE



Browse the Guide

The guide is a channel-based way to browse live and upcoming content. You can filter out content that you're not subscribed to, or only show movies, sports, news, kids content and more.

When you select a program, you'll see a quick view with description and other information as well as a mini player. Inside the quick view, you can also set recordings as well as go to the full show or movie details page.

Also, many channels allow us to automatically record 3 days of programs, so if you missed your favorite show and forgot to record it, you can navigate backwards in the guide to watch programs that have already aired.

The screenshot displays the 'Guide' interface. At the top, there's a 'Guide' title, a 'Subscribed Only YES' filter, and an 'All Categories' dropdown menu. The time is 9:12PM. Below this is a grid of programs. The 9:30PM slot is highlighted, showing 'Westworld' on HBO (003). Other programs visible include 'Empire' on FOX (002), 'Gotham', 'Criminal Minds', 'Viceland', 'The Big Bang Theory' on CBS (004), and 'Big Brother'.

Westworld

S1:E7 · Sci-Fi/Thriller · TV-MA

Trompe L'Œil Dolores and William journey into dangerous terrain; Maeve delivers an ultimatum; Bernard considers his alter... [more](#)

[Watch Now](#) [Manage Recording](#) [Series Info](#)

The bottom section of the interface shows a mini-player with a video thumbnail of two characters on a cliff.

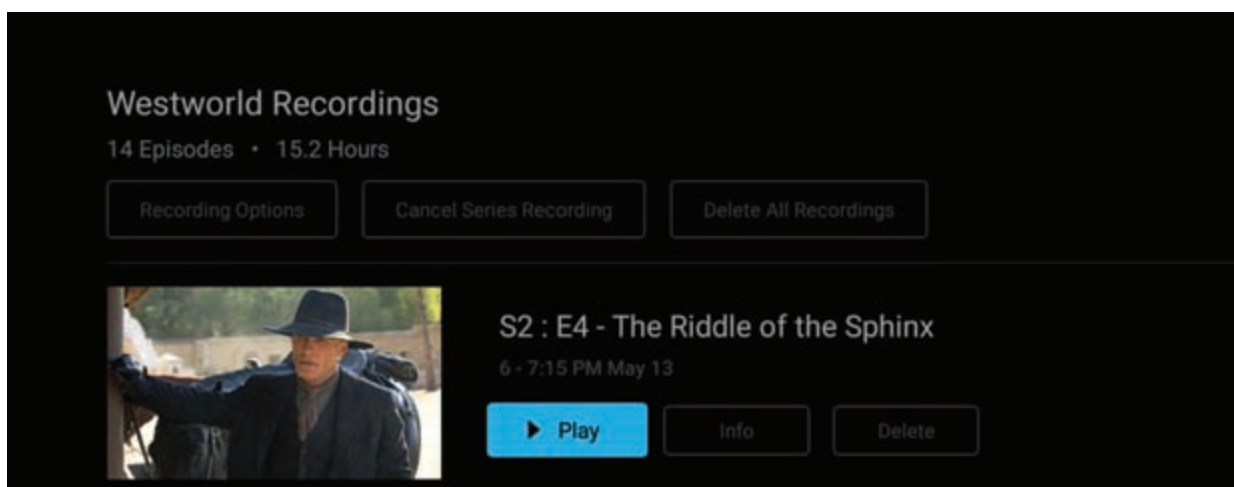
BROWSE AND SEARCH



Quickly find what you want to watch

We're always trying to help you find stuff you want to watch without having to work too hard to do it. That's why you'll see shows and movies featured across different categories and have the ability to pick up watching where you left off on previously viewed content, get personalized recommendations based on your watch history, hand-picked favorites from our staff, as well as top content by genre.

You can also search for content by title to see results across live, on demand and upcoming. If you have Alexa, try using the HTC TV Now Alexa skill to search using your voice.



SET AND MANAGE RECORDINGS



Set it now, watch it later

You'll be able to set a recording in the quick view as well as the full content details page for any content that is either live or upcoming. You can also set a series recording to automatically record new episodes as they air, with options to record from only specific channels, only new episodes (no-reruns), and extend the recording time.

From the Profile section, you can also access all of your recordings to either quickly watch, change recording options or delete recordings if you're running out of space. If you record a lot of content, you can buy more space!



Enjoy your new TV service



CONTACT US FOR SUPPORT



Harrisonsville Telephone Company
213 S. Main St.
Waterloo, IL 62298

618.939.6112
htc.net